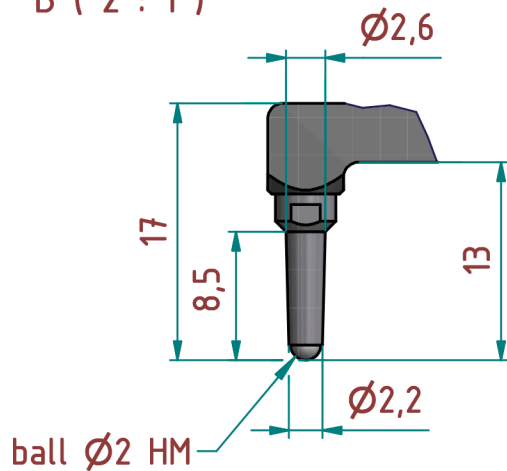


B (2 : 1)



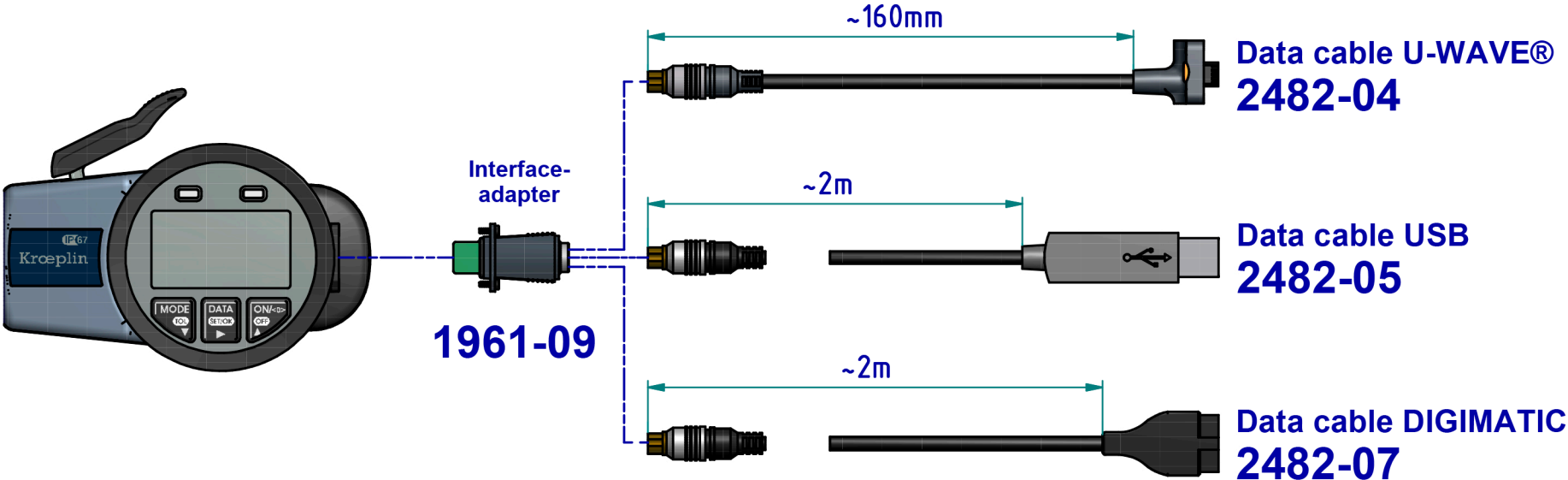
subject to technical alterations

type: E200
range: 150 - 200 mm
range of indication: 149,5 - 200,5 mm
digital step: 0,02 mm
scale interval:
measuring force: 1,0 - 1,8 N
weight: 435 g

acceptable deviations
VDI/VDE/DGQ 2618 Bl. 12.1/13.1)
max. permissible
errors "G": 0,06 mm
repeatability "r": 0,04 mm
reference temperature: 20° C
operation temperature: 10° C - 30° C
storage temperature: -10° C - 50° C

scale: 1 : 2
drawing-nr.: DAB-G4150_KR_en
date of issue: 12.04.2013
name: Lange
revision status:
revision date:

interface as accessories available:



subject to technical alterations

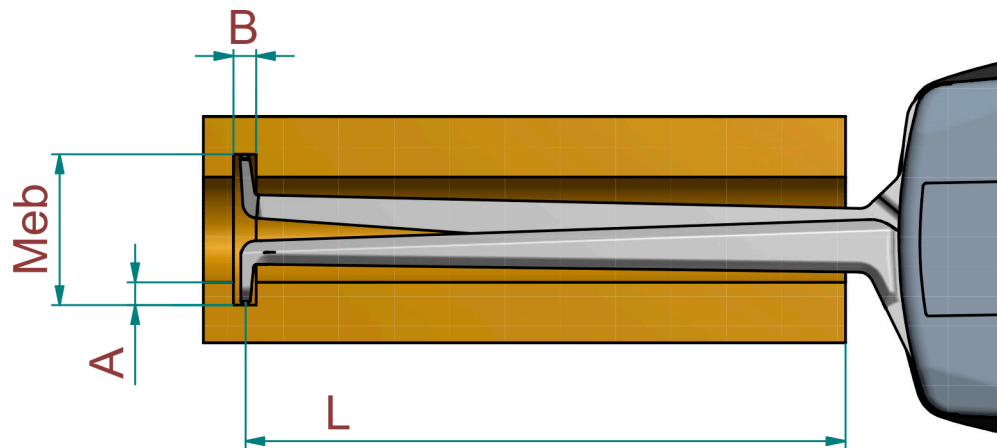
drawing-nr.:	DAB-G4150_KR_en
date of issue:	12.04.2013
name:	Lange
revision status:	
revision date:	

measuring capacity

		measuring range M_{eb} [mm]													
		150	152	154	156	158	160	165	170	175	180	185	190	195	200
groove depth A [mm]	0	0 / 158	0 / 164	0 / 166	0 / 168	0 / 170	0 / 172	0 / 177	0 / 192	0 / 192	0 / 192	0 / 192	0 / 192	0 / 192	0 / 192
	1		2,5 / 162	2,5 / 164	2,5 / 166	2,5 / 168	2,5 / 170	2,5 / 175	2,5 / 182	2,5 / 192	2,5 / 192	2,5 / 192	2,5 / 192	2,5 / 192	2,5 / 192
	2			2,6 / 163	2,6 / 165	2,6 / 167	2,6 / 169	2,6 / 174	2,6 / 180	2,6 / 192	2,6 / 192	2,6 / 192	2,7 / 192	2,7 / 192	2,7 / 192
	3				2,7 / 164	2,6 / 166	2,6 / 168	2,6 / 173	2,7 / 178	2,7 / 192	2,8 / 192	2,8 / 192	2,8 / 192	2,9 / 192	2,9 / 192
	4					2,7 / 165	2,7 / 167	2,7 / 172	2,8 / 177	2,8 / 192	2,9 / 192	2,9 / 192	3,0 / 192	3,1 / 192	3,1 / 192
	5						2,7 / 166	2,8 / 171	2,8 / 176	2,9 / 183	3,0 / 192	3,1 / 192	3,2 / 192	3,3 / 192	3,3 / 192
	B / L														

B = minimum groove width [mm]
L = maximum usable arm length [mm]

Example: $M_{eb} = 156$ B = 2,6
A = 2 L = 165



subject to technical alterations

drawing-nr.: DAB-G4150_KR_en
date of issue: 03.07.2013
name: Lange
revision status:
revision date: