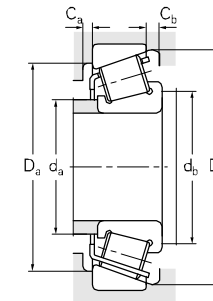
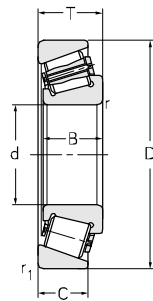
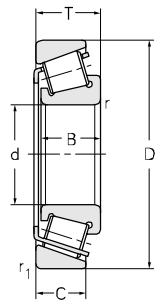


Single-row Tapered Roller Bearing(Metric)

d 170~190 mm



Principal dimensions					Basic load ratings				Limit speed ratings			
d	D	T	B	C	r _{radial}	r _{axial}	r _{1radial}	r _{1axial}	C _R	C _{OR}	Grease	Oil
										r/min		
170	230	38	38	30	2.5	2.5	2	2	280	560	1400	1900
	230	38.5	36	31	2.5	2.5	2	2	235	415	1400	1900
	260	57	57	43	3	3	2.5	2.5	520	870	1200	1700
	260	57	57	43	1.5	1.5	1.5	1.5	520	870	1600	2100
	260	57.5	54	46	3	3	2.5	2.5	430	750	1400	1900
	310	91	86	71	5	5	4	4	1010	1630	1000	1500
	360	80	72	62	5	5	4	4	945	1360	950	1400
	360	128	120	100	3.7	3.7	3.7	3.7	1430	2120	950	1400
	360	127	120	100	5	5	5	5	1440	2140	950	1400
	180	250	45	45	34	2.5	2.5	2	2	345	725	1600
250		45	42	36	2.5	2.5	2	2	345	725	1200	1700
280		64	64	48	3	3	2.5	2.5	610	1070	950	1400
280		64.5	60	52	3	3	2.5	2.5	610	1070	950	1400
280		64.5	60	52	3	3	2.5	2.5	610	1070	950	1400
290		65	63.5	48	2.3	2.3	2.3	2.3	580	1010	950	1400
300		73	70	60	3	3	3	3	730	1210	950	1400
320		57	52	43	5	5	4	4	590	820	1000	1500
320		91	86	71	5	5	4	4	940	1700	950	1400
380		83	75	64	5	5	4	4	1180	1580	900	1300
380	98	88	60	5	5	4	4	1050	1500	900	1300	
190	260	45	45	34	2.5	2.5	2	2	350	670	1100	1600
	260	45.5	42	36	2.5	2.5	2	2	350	670	1100	1600
	290	64	64	48	3	3	2.5	2.5	650	1180	1000	1500
	290	64.5	60	52	3	3	2.5	2.5	650	1180	1000	1500
	290	51	46	40	3	3	2.5	2.5	380	610	950	1400
	290	64.5	60	52	3	3	2.5	2.5	650	1180	1000	1500
	290	64.5	60	52	3	3	2.5	2.5	650	1180	1000	1500
	340	60	55	46	5	5	4	4	680	1040	950	1400
	400	103	90	62	5	5	4	4	1180	1690	810	1000

Designations	Abutment and fillet dimensions						Calculation coefficient				Weight	
	da _{max}	db _{min}	Da _{min}	Da _{max}	Db _{min}	Ca _{min}	Cb _{min}	e	Y	Y0		a
mm												
32934	183	182	213	220	222	7	8	0.37	1.6	0.9	42	4.51
	32934X2A	185	180	213	222	224	9	7.5	0.28	2.1	1.17	36
32034	188	184	230	246	249	10	14	0.44	1.35	0.8	56	10.6
32034/P4YA6	188	184	230	246	249	10	14	0.44	1.35	0.8	56	10.6
32034X2A	187	182	230	248	249	10	14	0.31	1.9	1.07	47	10.1
32234	196	190	259	293	294	10	20	0.43	1.4	0.8	75	30.0
30334	217	185	304	348	333	10	18	0.35	1.74	0.96	68	35.8
32334/YA6	213	184	288	360	332	4.5	28	0.36	1.7	0.92	87	63.5
32334/YA6-1	213	184	288	360	332	4.5	28	0.36	1.7	0.92	87	63.5
32936	194	192	225	240	241	8	11	0.48	1.25	0.7	53	6.7
32936X2A	194	152	225	240	241	8	11	0.48	1.25	0.7	53	6.44
32036	199	192	247	268	267	9	16	0.42	1.4	0.8	75	13.9
32036X2A	199	192	247	268	267	9	16	0.28	2.2	1.19	53	13.0
32036X2A/YA8	199	192	247	268	267	9	16	0.28	2.2	1.19	53	13.1
32036X3A	207	196	247	290	274	4.5	17	0.44	1.4	0.75	62	15.6
30236X3	209	198	278	302	300	4.5	14					19.8
30236	209	198	278	302	300	4.5	14	0.45	1.3	0.73	64	17.8
32236	204	200	267	303	303	10	20	0.44	1.35	0.8	78	30.2
30336	207	233	362	324	345	10	19	0.36	1.7	0.92	72.4	41.4
31336	217	220	289	368	355	12	21	0.55	0.73	0.8	120	46.4
32938	205	202	235	252	251	10	9.5	0.48	1.25	0.7	55	6.94
32938X2A	205	202	235	252	251	10	9.5	0.38	1.6	0.86	49	6.52
32038	210	204	257	276	279	10	16	0.44	1.35	0.8	62	14.5
32038X2A	209	202	257	278	279	10	13	0.37	1.6	0.89	58	15.28
32038X2A-1	215	202	256	281	272	4.5	11	0.38	1.6	0.87	53	10.5
32038X2A/P4	209	202	257	278	279	10	13	0.37	1.6	0.89	58	15.3
32038X2A/YA8	209	202	257	278	279	10	13	0.37	1.6	0.89	58	15.28
30238	224	210	298	323	318	9	14	0.43	1.8	0.8	63	20.6
31338	234	203	306	388	375	13	41	0.83	0.72	0.4	126	53.3