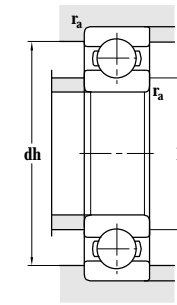
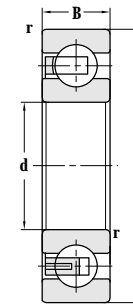
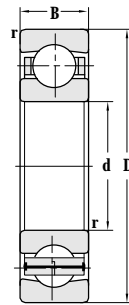
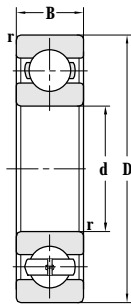


Deep Groove Ball Bearing

d 100~110 mm



Principal dimensions				Basic load ratings		Limit speed ratings	
d	D	B	r _{min}	C _r	C _{or}	Grease	Oil
mm				kN		r/min	
100	215	47	3	173	141	2800	3600
	215	47	3	173	141	2800	3600
	215	47	3	173	141	2800	3600
	215	47	3	173	141	2800	3600
	215	47	3	173	141	3000	3600
	215	47	3	173	141	3000	3600
	215	47	3	173	141	2800	3600
	250	58	4	214	184	2600	3400
	250	58	4	214	184	2600	3400
	105	130	13	1	19.9	21.9	4500
160		26	2	73.0	62.8	4000	4800
160		26	2	73.0	62.8	4000	4800
160		26	2	73.0	62.8	4000	4800
180		22	1.1	68.0	65.0	4200	5000
180		22	1.1	61.5	59.5	4200	5000
190		36	2.1	135	102	3200	3800
190		36	2.1	133	105	3200	3800
190		36	2.1	133	105	3200	3800
190		36	2.1	135	102	3200	3800
225		49	3	240	154	2800	3400
110		140	16	1	24.8	28.0	4300
	150	20	1.1	43.5	44.5	4000	4800
	150	20	1.1	43.5	44.5	4000	4800
	170	19	1	57.2	57.0	3800	4500
	170	28	2	82.0	70.6	3800	4500
	170	28	2	82.0	70.6	3800	4500
	170	28	2	82.0	70.6	3800	4500
	200	38	2.1	145	114	2800	3400
	200	38	2.1	145	114	2800	3400
	200	38	2.1	132	106	3000	3600
	240	50	3	195	167	2400	3000
	240	50	3	195	167	2400	3000
	240	50	3	195	167	2600	3200
	240	50	3	151	169	2400	3000

Designations	Abutment and fillet dimensions			Weight
	D _{smin}	dh _{max}	r _{amax}	
	mm			kg
6320A	113	202	2.5	7.10
6320M	113	202	2.5	8.94
6320M-DT	113	202	2.5	8.34
6320MA	113	202	2.5	9.28
6320M/CRA9	114	201	2.5	8.94
6320M/HQ1	114	201	2.5	8.00
6320/YA8	113	202	2.5	7.20
6420	116	234	3	13.1
6420M	116	234	3	16.2
61821M	110	125	1	0.468
6021	114	151	2	1.65
6021A	114	151	2	1.65
6021M	114	151	2	1.94
721	113.5	173.5	1	2.61
60121X1M	113.5	173.5	1	2.55
6221	116	179	2	3.85
6221/W124	117	178	2	3.66
6221/CRA9W124	117	178	2	3.66
6221M/CRA9	117	178	2	4.66
6321	118	212	2.5	8.05
61822	115	135	1	0.505
61922	116.5	143.5	1	0.888
61922M	116.5	143.5	1	1.01
16022	115	165	1	1.48
6022	119	161	2	1.92
6022M	119	161	2	2.35
6022M/YB5	119	161	2	2.35
6222	121	189	2	4.55
6222M	121	189	2	5.46
6222M/CRA9	122	188	2	5.46
6322	123	227	2.5	9.72
IS-6322M	123	227	2.5	11.7
6322-DT	123	227	2.5	9.72
6322/CM	123	227	2.5	9.23