ZB1.20 P

SERIE DI PRECISIONE

PRECISION SERIES

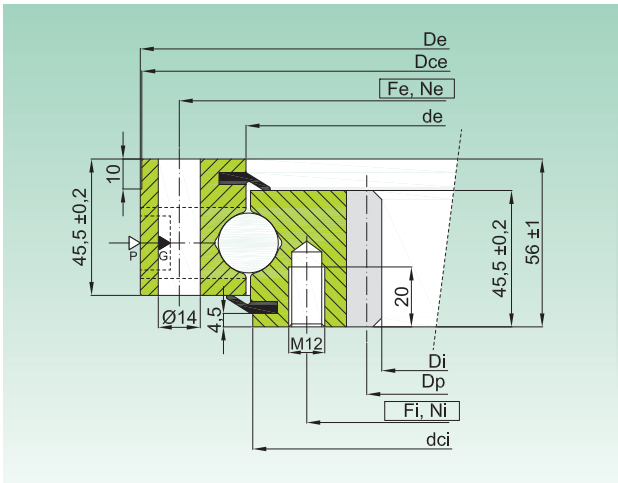



Codice *Code*	Curva *Curve*	Dimensioni *Dimensions*					Fori di fissaggio *Fixing Holes*				Dentatura *Gear data*					Gioco ass. e radiale *Axial and Radial Clearance*	Peso *Weight*
		De	Dce	de	dci	Di	Fe	Ne	Fi	Ni	m	Z	Dp	fz norm	fz max		
		[mm]	[mm]	[mm]	[mm]	[mm]	[mm]	[-]	[mm]	[-]	[mm]	[-]	[mm]	[kN]	[kN]	[mm]	[kg]
ZB1.20.0314.201-2SPTN	1	386	384,5 -0,09	315,5	311 -0,07	225	360	24	275	24	5	47	235	15,6	31,2	0 ÷ 0,03	22
ZB1.20.0414.201-2SPTN	2	486	484,5 -0,10	415,5	411 -0,09	325	460	24	375	24	5	67	335	15,6	31,2	0 ÷ 0,03	31
ZB1.20.0544.201-2SPTN	3	616	614,5 -0,11	545,5	541 -0,10	444	590	32	505	32	6	76	456	18,7	37,4	0 ÷ 0,03	43
ZB1.20.0644.201-2SPTN	4	716	714,5 -0,13	645,5	641 -0,11	546	690	36	605	36	6	93	558	18,7	37,4	0 ÷ 0,04	50
ZB1.20.0744.201-2SPTN	5	816	814,5 -0,14	745,5	741 -0,13	648	790	40	705	40	6	110	660	18,7	37,4	0 ÷ 0,04	57
ZB1.20.0844.201-2SPTN	6	916	914,5 -0,14	845,5	841 -0,13	736	890	40	805	40	8	94	752	25,0	50,0	0 ÷ 0,05	69
ZB1.20.0944.201-2SPTN	7	1016	1014,5 -0,17	945,5	941 -0,14	840	990	44	905	44	8	107	856	25,0	50,0	0 ÷ 0,05	75
ZB1.20.1094.201-2SPTN	8	1166	1164,5 -0,17	1095,5	1091 -0,17	984	1140	48	1055	48	8	125	1000	25,0	50,0	0 ÷ 0,06	91

- Materiale: C45Q+T
- Pieni di grasso, protetti da olio, e avvolti in resistente film plastico
- Disponibili anche con denti temprati 55 HRC (suffisso -2RPTN)

- Material C45 Q+T
- Full of grease, protected by oil and wrapped in resistant plastic film
- Also available with hardened gear 55 HRC (suffix - 2RPTN)

▷ P=tappo inserimento sfere / *filling plug* ▶ G= n.4 ingrassatori M8X1 / *n.4 greasers M8X1*

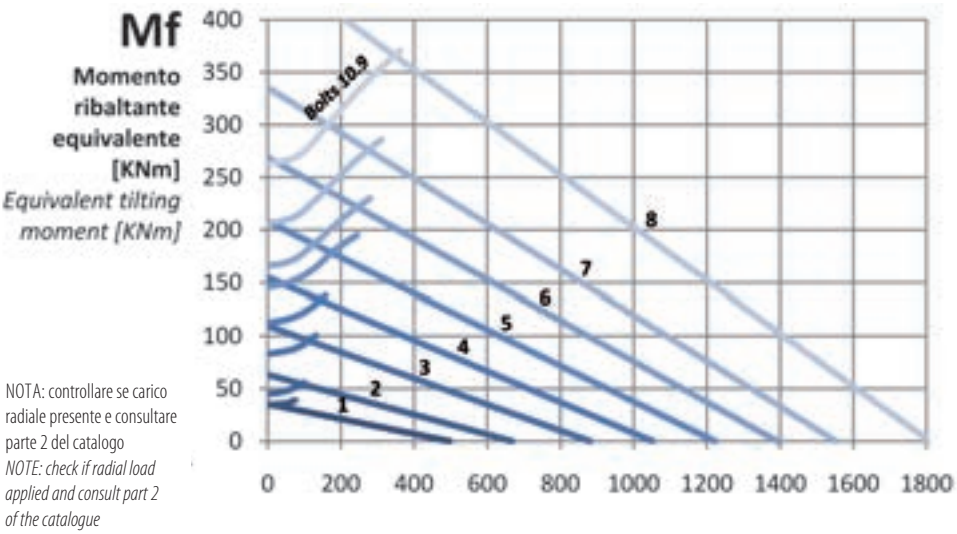

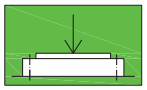

Diagramma di carico statico valido per sforzi compressivi

Static load charts valid for compressive loads

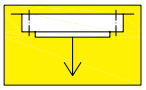

Carico sospeso: occorre verifica specifica della bulloneria

Suspended load: specific bolts calculation required

NOTA: controllare se carico radiale presente e consultare parte 2 del catalogo

NOTE: check if radial load applied and consult part 2 of the catalogue