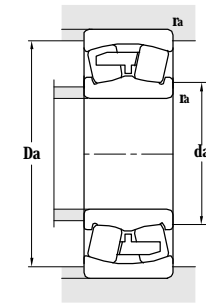
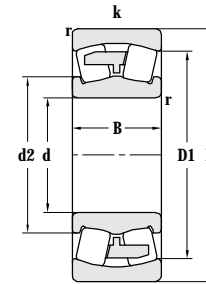
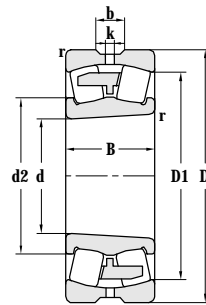
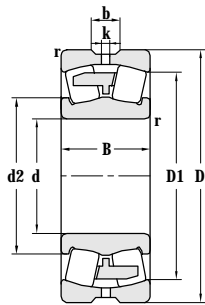


Spherical Roller Bearing(CA)

d 30-60 mm



Principal dimensions				Basic load ratings		Limit speed ratings		Designations
d	D	B	r <sub>min</sub>	C <sub>r</sub>	C <sub>Or</sub>	Grease	Oil	
mm				kN		r/min		
30	68	20	1	60.8	57	6000	7500	22206X1CAN
35	72	23	1.1	72.5	81.5	6000	7500	22207CA/W33
	82	23	0.5	86	92	6000	7500	21307X3CA/CRA9
40	90	33	1.5	143	133	4500	5600	22308CA
	90	33	1.5	143	133	4500	5600	22308CH/W33
	90	33	1.5	143	133	4500	5600	22308CAK
45	85	23	1.1	96.9	95	5300	6700	22209CA
	100	36	1.5	174	174	3800	4800	22309CA
	100	36	1.5	174	174	3800	4800	22309CAK
50	90	23	1.1	98.8	103	5000	6300	22210CA
	90	23	1.1	98.8	103	5000	6300	22210/W33
	90	23	1.1	98.8	103	5000	6300	22210CAK
	110	27	2	148	158	3400	4300	21310CA/C3
	110	40	2	209	213	3400	4300	22310CA
	110	40	2	209	213	3400	4300	22310CA/W33A
55	100	25	1.5	119	126	4500	5600	22211CA
	100	25	1.5	119	126	4500	5600	22211CAK
	100	25	1.5	101	126	4500	5600	22211/W33
	100	25	1.5	101	126	4500	5600	22211K/W33
	120	43	2	257	266	3200	4000	22311CA
	120	43	2	257	266	3200	4000	22311CA/YB2
	120	43	2	257	266	3200	4000	22311CAK
	120	43	2	257	266	3200	4000	22311CAK/W33
60	110	28	1.5	148	158	4000	5000	22212CA
	110	28	1.5	148	158	4000	5000	22212CAK/W33
	110	28	1.5	121	145	4000	5000	22212
	130	46	2.1	225	248	3000	3800	22312
	130	46	2.1	225	248	3000	3800	22312K
	130	46	2.1	295	318	3000	3800	22312CA
	130	46	2.1	295	318	3000	3800	22312CA/W33
	130	46	2.1	295	318	3000	3800	22312CA/C9-ZG
	130	46	2.1	295	318	3000	3800	22312CA/W33
	130	46	2.1	295	318	3000	3800	22312CA/W33

Other dimensions				Contact surface and chamfer dimensions			Calculation coefficient				Weight
d2	D1	b	k	da	Da	ra	e	Y1	Y2	Y0	
mm				mm			mm				kg
41	52.3			37	60	1	0.32	2.09	3.11	2.04	0.384
46	60	5.5	3	41	65	1					0.441
	83	69		42	75						0.652
56	74	5.5	2.5	49	81	1.5	0.39	1.73	2.58	1.69	1.02
49.9	74.3	5.5	3	49	81	1.5	0.37	1.80	2.70	1.80	1.01
56	74	5.5	2.5	49	81	1.5	0.39	1.73	2.58	1.69	0.993
57.6	73	5.5	2	52	78	1	0.28	2.40	3.50	2.50	0.629
63	81.4	5.5	2.5	54	91	1.5	0.38	1.80	2.60	1.70	1.53
63	81.4	5.5	2.5	54	91	1.5	0.38	1.80	2.60	1.70	1.52
62.2	81.6	5.5	2	57	83	1	0.26	2.60	3.90	2.50	0.630
63	81.6	5.5	2	57	83	1	0.27	2.50	3.70	2.50	0.629
62.2	81.6	5.5	2	57	83	1	0.26	2.60	3.90	2.50	0.630
69	92			60	100	2	0.24	2.80	4.20	2.80	1.34
69	90.6	5.5	2.5	60	100	2	0.38	1.80	2.60	1.70	2.17
69	90.6	5.5	2.5	60	100	2	0.38	1.80	2.60	1.70	2.06
69	90.6	5.5	2.5	60	100	2	0.38	1.80	2.60	1.70	2.13
68.8	87.3	5.5	2	64	91	1.5	0.25	2.70	4.00	2.60	0.887
68.8	87.3	5.5	2	64	91	1.5	0.25	2.70	4.00	2.60	0.879
70	87.3	5.5	2	64	91	1.5	0.26	2.60	3.90	2.50	0.742
70	87.3	5.5	2	64	91	1.5	0.26	2.60	3.90	2.50	0.724
75	99.5	5.5	2.5	65	110	2	0.37	1.80	2.70	1.80	2.60
75	99.5	5.5	2.5	65	110	2	0.37	1.80	2.70	1.80	2.60
75	99.5	5.5	2.5	65	110	2	0.37	1.80	2.70	1.80	2.42
75.2	95	5.5	2	69	101	1.5	0.24	2.80	4.20	2.80	1.01
75.2	95	5.5	2	69	101	1.5	0.24	2.80	4.20	2.80	0.982
75.5	95	5.5	2	69	101	1.5	0.27	2.50	3.70	2.50	1.09
79	108	5.5	3	72	118	2	0.40	1.68	2.50	1.64	2.93
79	108	5.5	3	72	118	2	0.40	1.68	2.50	1.64	2.86
81.4	108	5.5	3	72	118	2	0.37	1.80	2.70	1.80	3.33
81.4	108	5.5	3	72	118	2	0.37	1.80	2.70	1.80	3.33