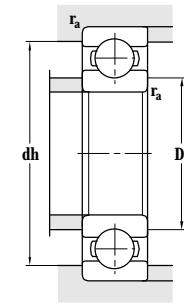
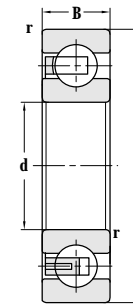
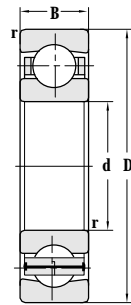
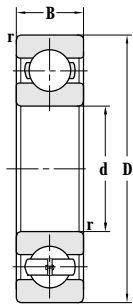


Deep Groove Ball Bearing

d 90-100 mm



Principal dimensions				Basic load ratings		Limit speed ratings	
d	D	B	r _{min}	C _r	C _{or}	Grease	Oil
mm				kN		r/min	
90	190	43	3	144	108	3400	4000
	190	43	5.5	144	108	3400	4000
	225	54	4	189	154	3000	3600
95	120	13	1	19.3	20.4	5000	6000
	130	18	1.1	33.8	33.0	4800	5600
	145	16	1	40.5	39.0	4500	5300
	145	24	1.5	78.5	54.0	4500	5300
	170	32	2.1	110	80.0	3600	4300
	170	32	2.1	102	77.0	3600	4300
	170	32	2.1	110	80.0	3600	4300
	170	32	2.1	102	77.0	3600	4300
	200	45	3	152	118	3200	3800
	200	45	3	152	118	3200	3800
	200	45	3	152	118	3200	3800
	200	45	3	152	118	3200	3800
	200	45	3	152	118	3200	3800
	200	45	3	152	118	3200	3800
	200	45	3	152	118	3200	3800
240	55	4	195	162	3400	3600	
100	125	13	1	19.6	21.2	4800	5600
	140	20	1.1	34.5	35.0	4500	5300
	140	20	1.1	34.5	35.0	4500	5300
	150	16	1	43.6	44.0	4300	5000
	150	24	1.5	62.4	52.9	4300	5000
	150	24	1.5	62.4	52.9	4300	5000
	180	28	1.8	116	92.0	3400	4000
	180	34	2.1	122	93.0	3400	4000
	180	34	2.1	115	88.0	3400	4000
	180	34	2.1	115	88.0	3400	4000
	215	47	3	173	141	2800	3600
	215	47	3	173	141	2800	3600
	215	47	3	173	141	2800	3600
	215	47	3	173	141	2800	3600

Designations	Abutment and fillet dimensions			Weight
	D _{smin}	dh _{max}	r _{amax}	
	mm			kg
6318M/C4	103	177	2.5	6.37
6318/YA6	103	177	2.5	4.97
6418	106	209	3	9.58
61819	99.6	115	1	0.288
61919	101	124	1	0.610
16019	100	140	1	0.884
6019	103	137	1.5	1.14
6219	106	159	2	2.66
6219/W124	106	159	2	2.66
6219M	106	159	2	3.34
6219/CRA9W124	106	159	2	2.66
6319	108	187	2.5	5.84
IS-6319M	108	187	2.5	7.11
6319/CM	108	187	2.5	5.58
6319A	108	187	2.5	5.84
6319-DT	108	187	2.5	5.84
6319F1/HQ1	108	187	2.5	6.93
6319M/HQ1	108	187	2.5	7.11
IS-6319	109	186	2.5	5.48
6419M	108	215	2.5	13.6
61820	105	120	1	0.326
61920M	106.5	133.5	1	0.960
61920	106.5	133.5	1	0.850
16020	108	142	1	0.916
6020	108	142	1.5	1.15
6020M	108	142	1.5	1.37
720	111.5	171.5	1.8	2.70
6220	111	169	2	3.25
6220/CRA9W124	111	169	2	3.25
6220/W124	111	169	2	3.25
6320	113	202	2.5	7.10
IS-6320M	113	202	2.5	8.94
6320-DT	113	202	2.5	7.10
6320/W124	114	201	2.5	7.10