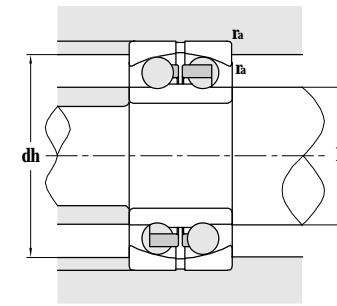
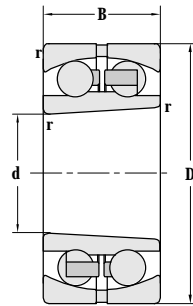
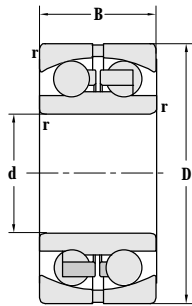


Self-aligning Ball Bearing

d 25-45 mm



Principal dimensions				Basic load ratings		Limit speed ratings		Designations		
d	D	B	r _{min}	C _r	C _{or}	Grease	Oil	Cylindrical bore	Tapered bore	
mm				kN		r/min				
25	52	15	1	13.9	3.88	13000	16000	1205TN1		
	62	17	1.1	18.4	5.24	9500	12000	1305TN1		
30	62	16	1	15.6	4.70	10000	13000	1206	1206K	
	62	20	1	23.0	6.50	9500	12000	2206	2206K	
	62	20	1	23.0		9500	12000	2206TN1		
	72	27	1.1	31.0	8.70	8500	10000	2306	2306K	
	72	27	1.1	31.0		8500	10000	2306TN1		
35	72	17	1.1	18.4	5.82	9000	11000	1207	1207K	
	72	17	1.1	18.4	5.82	9000	11000	1207TN1	1207KTN1	
	72	23	1.1	29.8	8.54	8500	10000	2207	2207K	
	72	23	1.1	29.8	8.54	8500	10000	2207TN1		
	80	21	1.5	25.7	8.25	7500	9000	1307	1307K	
	80	21	1.5	25.7	8.25	7500	9000	1307TN1	1307KTN1	
	80	31	1.5	39.0	11.1	7000	8500	2307	2307K	
	80	31	1.5	39.0	11.1	7000	8500	2307TN1		
	40	80	18	1.1	19.3	6.74	8500	10000	1208	1208K
		80	18	1.1	19.3	6.74	8500	10000	1208TN1	1208KTN1
80		23	1.1	30.9	9.70	7500	9000	2208	2208K	
80		23	1.1	30.9	9.70	7500	9000	2208TN1	2208KTN1	
90		23	1.5	32.8	10.9	6700	8000	1308	1308K	
90		23	1.5	32.8	10.9	6700	8000	1308TN1	1308KTN1	
90		33	1.5	52.4	15.5	6300	7500	2308	2308K	
90		33	1.5	52.4	15.5	6300	7500	2308TN1	2308KTN1	
45		85	19	1.1	22.2	7.57	7500	9000	1209	1209K
		85	19	1.1	22.2	7.57	7500	9000	1209TN1	1209KTN1
	85	23	1.1	31.5	10.3	7000	8500	2209	2209K	
	85	23	1.1	31.5	10.3	7000	8500	2209TN1	2209KTN1	
	100	25	1.5	38.5	13.0	6300	7500	1309	1309K	
	100	25	1.5	38.5	13.0	6300	7500	1309TN1	1309KTN1	
	100	36	1.5	61.8	18.7	5600	6700	2309	2309K	
	100	36	1.5	61.8	18.7	5600	6700	2309M		

Abutment and fillet dimensions			Axle load coefficient				Weight	
D _{smin}	dh _{max}	r _{amax}	e	Y1	Y2	Y0	Cylindrical bore	Tapered bore
mm			mm				kg	
30	47	1	0.28	2.2	3.5	2.5	0.137	
31.5	55.5	1	0.28	2.2	3.5	2.5	0.249	
35	57	1	0.25	2.5	3.87	2.62	0.228	0.221
35	57	1	0.39	1.63	2.53	1.71	0.260	0.248
35	57	1	0.39	1.63	2.53	1.71	0.242	
36.5	65.5	1	0.44	1.43	2.22	1.5	0.515	0.495
36.5	65.5	1	0.44	1.43	2.22	1.5	0.494	
41.5	65.5	1	0.23	2.74	4.24	2.87	0.318	0.308
41.5	65.5	1	0.23	2.74	4.24	2.87	0.309	0.300
41.5	65.5	1	0.37	1.69	2.61	1.77	0.604	0.585
41.5	65.5	1	0.37	1.69	2.61	1.77	0.587	
43	72	1.5	0.25	2.56	3.97	2.69	0.507	0.492
43	72	1.5	0.25	2.56	3.97	2.69	0.486	0.471
43	72	1.5	0.46	1.36	2.11	1.43	0.675	0.645
43	72	1.5	0.46	1.36	2.11	1.43	0.659	
46.5	73.5	1	0.22	2.87	4.45	3.01	0.410	0.400
46.5	73.5	1	0.22	2.87	4.45	3.01	0.402	0.392
46.5	73.5	1	0.33	1.9	2.94	1.99	0.520	0.500
46.5	73.5	1	0.33	1.9	2.94	1.99	0.476	0.456
48	82	1.5	0.24	2.62	4.05	2.74	0.714	0.694
48	82	1.5	0.24	2.62	4.05	2.74	0.688	0.668
48	82	1.5	0.43	1.45	2.25	1.52	0.959	0.919
48	82	1.5	0.43	1.45	2.25	1.52	0.901	0.861
51.5	78.5	1	0.21	2.94	4.55	3.08	0.469	0.455
51.5	78.5	1	0.21	2.94	4.55	3.08	0.458	0.444
51.5	78.5	1	0.31	2.04	3.15	2.13	0.553	0.533
51.5	78.5	1	0.31	2.04	3.15	2.13	0.503	0.483
53	92	1.5	0.25	2.53	3.92	2.66	0.951	0.926
53	92	1.5	0.25	2.53	3.92	2.66	0.920	0.895
53	92	1.5	0.42	1.51	2.33	1.58	1.24	1.19
53	92	1.5	0.42	1.51	2.33	1.58	1.36	