



The Right Connection™

Dixon Quick Coupling 2012 Catalog

dixonquickcoupling.com • Customer Service: 877.963.4966

Dixon Quick Coupling 2012 Catalog

DQG112

| | | | | |
|--|---|--|---|---|
|  <p>A-series <i>Astronautic</i> page 55</p> |  <p>AG-series <i>Agricultural</i> page 79</p> |  <p>BR-series <i>Rectus '21'</i> page 53</p> |  <p>CJ-series <i>CEJN 320/410</i> page 31</p> |  <p>CM-series <i>Mold Coolant</i> page 142</p> |
|  <p>CVV-series <i>Euro-Threaded</i> page 130</p> |  <p>DF-series <i>MIL-C-4109F</i> page 12</p> |  <p>E-series <i>Straight-Thru</i> page 134</p> |  <p>EA-series <i>Water Blast</i> page 140</p> |  <p>H-series <i>ISO7241-B</i> page 60</p> |
|  <p>HS-series <i>ISO7241-B Steam</i> page 71</p> |  <p>HT-series <i>ISO16028</i> page 102</p> |  <p>J-series <i>Truflate</i> page 22</p> |  <p>K-series <i>ISO7241-A</i> page 74</p> |  <p>L-series <i>Lincoln</i> page 37</p> |
|  <p>M-series <i>ARO 210-310</i> page 27</p> |  <p>N-series <i>Bowes / Dixlock</i> page 41</p> |  <p>NK-series <i>Japanese Industrial</i> page 51</p> |  <p>P-series <i>Thor / Dual-Lock</i> page 48</p> |  <p>PD-series <i>ISO15171-1 Test</i> page 115</p> |
|  <p>SCV-series <i>Pneumatic Safety</i> page 58</p> |  <p>SHD-series <i>Schrader</i> page 34</p> |  <p>ST-series <i>Snap-Tite '71'</i> page 109</p> |  <p>T-series <i>Enerpac Style</i> page 127</p> |  <p>TR-series <i>TEMA Style</i> page 100</p> |
|  <p>U-series <i>Universal Air</i> page 39</p> |  <p>V-series <i>Snap-Tite 'H/H'</i> page 83</p> |  <p>W-series <i>Wingstyle</i> page 117</p> |  <p>WS-series <i>Snap-Tite '75'</i> page 121</p> | <p><i>If you don't see your part, call 800-839-8980</i></p> |

| | | | | | | | | | | | | | | | | | | | Main Multiplier | | | | | | | | | | | |
|----------|-----------|-----------|-----------|-----------|------------|-----------|----------|-----------|----------|-----------|-----------|----------|----------|----------|----------|----------|-----------|----------|-----------------|------------|------------|-----------|----------|-----------|----------|----------|----------|-----------|-----------|----------------|
| A-Series | AG-Series | BR-Series | CJ-Series | CM-Series | CVV-Series | DF-Series | E-Series | EA-Series | H-Series | HS-Series | HT-Series | J-Series | K-Series | L-Series | M-Series | N-Series | NK-Series | P-Series | PD-Series | SCV-Series | SHD-Series | ST-Series | T-Series | TR-Series | U-Series | V-Series | W-Series | WS-Series | Page | Sleeve |
| 55 | 79 | 53 | 31 | 142 | 130 | 12 | 134 | 140 | 60 | 71 | 102 | 22 | 74 | 37 | 27 | 41 | 51 | 48 | 115 | 58 | 34 | 109 | 127 | 100 | 39 | 83 | 117 | 121 | Manual | |
| | ✓ | | | | | | | | | | | | | | | | | | | | | | | | | | | | Automatic | |
| | ■ | | | | | | | | | | | | | | | | | | | | | | | | | | | | | Sleeve-Lock |
| | ✓ | | | | | | | | | | | | | | | | | | | | | | | | | | | | | 1/8" |
| | ✓ | | | | | | | | | | | | | | | | | | | | | | | | | | | | | 1/4" |
| | ✓ | | | | | | | | | | | | | | | | | | | | | | | | | | | | | 3/8" |
| | ✓ | | | | | | | | | | | | | | | | | | | | | | | | | | | | | 1/2" |
| | | | | | | | | | | | | | | | | | | | | | | | | | | | | | | 5/8" |
| | ✓ | | | | | | | | | | | | | | | | | | | | | | | | | | | | | 3/4" |
| | ✓ | | | | | | | | | | | | | | | | | | | | | | | | | | | | | 1" |
| | | | | | | | | | | | | | | | | | | | | | | | | | | | | | | 1-1/4" |
| | | | | | | | | | | | | | | | | | | | | | | | | | | | | | | 1-1/2" |
| | | | | | | | | | | | | | | | | | | | | | | | | | | | | | | 2" |
| | | | | | | | | | | | | | | | | | | | | | | | | | | | | | | 2-1/2" |
| | ✓ | | | | | | | | | | | | | | | | | | | | | | | | | | | | | Poppet |
| | ✓ | | | | | | | | | | | | | | | | | | | | | | | | | | | | | Tube |
| | ✓ | | | | | | | | | | | | | | | | | | | | | | | | | | | | | Ball |
| | | | | | | | | | | | | | | | | | | | | | | | | | | | | | | No-Spill |
| | ✓ | | | | | | | | | | | | | | | | | | | | | | | | | | | | | Single Shutoff |
| | ✓ | | | | | | | | | | | | | | | | | | | | | | | | | | | | | Double Shutoff |
| | ◆ | | | | | | | | | | | | | | | | | | | | | | | | | | | | | Unvalved |
| | ■ | | | | | | | | | | | | | | | | | | | | | | | | | | | | | Steel |
| | ✓ | | | | | | | | | | | | | | | | | | | | | | | | | | | | | Brass |
| | | | | | | | | | | | | | | | | | | | | | | | | | | | | | | 303 SS |
| | | | | | | | | | | | | | | | | | | | | | | | | | | | | | | 316 SS |
| | ✓ | | | | | | | | | | | | | | | | | | | | | | | | | | | | | Balls |
| | ✓ | | | | | | | | | | | | | | | | | | | | | | | | | | | | | Threaded |
| | | | | | | | | | | | | | | | | | | | | | | | | | | | | | | Other |
| | ✓ | | | | | | | | | | | | | | | | | | | | | | | | | | | | | Nitrile |
| | | | | | | | | | | | | | | | | | | | | | | | | | | | | | | Cold Nitrile |
| | | | | | | | | | | | | | | | | | | | | | | | | | | | | | | Fuel Nitrile |
| | | | | | | | | | | | | | | | | | | | | | | | | | | | | | | FDA Nitrile |
| | ◆ | | | | | | | | | | | | | | | | | | | | | | | | | | | | | Viton® |
| | | | | | | | | | | | | | | | | | | | | | | | | | | | | | | FDA Viton |
| | ◆ | | | | | | | | | | | | | | | | | | | | | | | | | | | | | EPDM |
| | | | | | | | | | | | | | | | | | | | | | | | | | | | | | | FDA EPDM |
| | | | | | | | | | | | | | | | | | | | | | | | | | | | | | | Steam EPDM |
| | | | | | | | | | | | | | | | | | | | | | | | | | | | | | | AFLAS |
| | | | | | | | | | | | | | | | | | | | | | | | | | | | | | | Neoprene |
| | | | | | | | | | | | | | | | | | | | | | | | | | | | | | | Silicone |
| | | | | | | | | | | | | | | | | | | | | | | | | | | | | | | Fluorosilicone |
| | | | | | | | | | | | | | | | | | | | | | | | | | | | | | | Urethane |
| | | | | | | | | | | | | | | | | | | | | | | | | | | | | | | Kalrez |
| | | | | | | | | | | | | | | | | | | | | | | | | | | | | | | PTFE/Silicone |
| | ✓ | | | | | | | | | | | | | | | | | | | | | | | | | | | | | NPTF Female |
| | ✓ | | | | | | | | | | | | | | | | | | | | | | | | | | | | | NPTF Male |
| | | ■ | | | | | | | | | | | | | | | | | | | | | | | | | | | | BSP Female |
| | | ✓ | | | | | | | | | | | | | | | | | | | | | | | | | | | | BSP Male |
| | ✓ | | | | | | | | | | | | | | | | | | | | | | | | | | | | | Female ORB |
| | | | | | | | | | | | | | | | | | | | | | | | | | | | | | | Male ORB |
| | | | | | | | | | | | | | | | | | | | | | | | | | | | | | | JIC Male |
| | | | | | | | | | | | | | | | | | | | | | | | | | | | | | | JIC Bulkhead |
| | ✓ | | | | | | | | | | | | | | | | | | | | | | | | | | | | | Hose Barb |
| | ✓ | | | | | | | | | | | | | | | | | | | | | | | | | | | | | Push-Loc |
| | | | | | | | | | | | | | | | | | | | | | | | | | | | | | | Reusable |

Standard Program Offering ✓

Available As Standard On Some Items ■

Optional ◆

Be Safe When Selecting Quick Couplings!



All quick disconnect couplings should be viewed as potential hazards that can cause property damage, personal injury or even death if used or installed improperly! Improper use includes selecting a product unsuitable for your application, installing or using the product incorrectly and ignoring signs of imminent failure or mis-use. Failure may result in explosive propulsion of components, rapid expulsion of hazardous media, and failure or unintentional movement of a fluid powered component.

Proper Selection of Quick Disconnect Couplings

The very properties that make a compressed media useful in almost every area of modern life can also make them dangerous when mishandled. Dixon quick disconnect couplings have been carefully engineered to meet specific industry requirements while maintaining abundant safety margins. If quick disconnect couplings are not used in the correct applications or are incorrectly applied, accidents and downtime can result. It is up to the end user to inform the distributor of the application and pressures involved when ordering quick disconnect couplings and it is up to the distributor to supply the right coupling for the application.

The use of S.T.A.M.P.E.D. will help in the proper selection of quick disconnect coupling products. When in doubt, Dixon Quick Coupling will provide information, including test results (if available), coupling recommendations and other data to help resolve quick disconnect coupling related issues.

S.T.A.M.P.E.D. Questions and Selection Process

Size

Couplings should be selected to handle the flow and pressure requirements of the system. Excessive pressure drop will result in restricted flow, slower actuation, higher fluid velocity, heat generation and eventually a breakdown of fluids, seals and components.

1. What size coupler is required?
2. What is the maximum allowable pressure drop for the application?
3. Are there any size restrictions due to a 'tight-spot' installation?

Temperature

Media and ambient temperatures must be limited to the specific operating parameters of the selected sealing materials. Excessive cold will reduce sealing capability while excessive heat can cause the premature breakdown of body and valve seals.

1. What is the media/fluid temperature?
2. What is the ambient temperature?
3. Are there any 'flash' heat or fire sources near the connection?

Application

Quick coupling interchangeability is a key issue that needs to be closely reviewed. There are several instances where non-interchangeable couplers and nipples may connect. This is very dangerous and these couplings should never be pressurized. Be sure to match like series couplers and nipples!

1. Is an industry interchange coupler required?
2. What are the functional requirements of the coupling?
3. Have there been any problems with other couplings in this application?

Media

Quick disconnect couplings are available with a variety of body materials and seal options. Exposure to harsh and corrosive operating environments may reduce service life. Several quick couplings spill fluid upon disconnection which may be a safety concern!

1. Which seal and body materials are compatible with the system fluid?
2. Is air inclusion, system contamination or fluid loss a concern?
3. Is this fluid dangerous to the operator?

Pressure

During the selection process, the published working pressure of the coupling must be equal to or greater than the maximum system pressure. Surge pressures in a fluid power system, higher than the rated pressure, will shorten the service life of the coupling.

1. Is the pressure 'Static' or 'Dynamic'?
2. What is the maximum operating pressure required for the application?
3. Are there any pressure spikes in the system?

Ends

Many end configurations are available and each one has specific operating parameters. For example, the working pressure of couplings utilizing Hose Barb or Collar Hose Barb end connections may be dramatically reduced. If in doubt, test under controlled conditions for suitability to the application.

1. What end configuration and size is required? (Male Threaded, Female Threaded, or Hose Barb)
2. Does the chosen end configuration support the application parameters and system pressure?
3. What is the ideal valving configuration? (Single Shut-off, Double Shut-off, or Unvalved)

Details

Forgotten or missed application details can cause a failure if not properly addressed! Be meticulous in the assessment of your application to ensure that all parameters are considered in the selection of the proper quick disconnect coupling.

1. Are there any side-load, vibration or swivelling problems associated with the application?
2. Does the coupling require a safety sleeve-lock mechanism?
3. Are there any environmental concerns that need to be addressed?

Be Safe When Selecting Quick Couplings!



Quick disconnect couplings can fail without warning! Prior to the operation of quick coupling products, be sure to inspect and replace worn out fittings and safety devices. If a leak is detected during operation, release the pressure from the circuit before investigating the cause of the fluid leak. Do not use your fingers or skin to check for leaks, high pressure leaks of fluids can easily penetrate the skin and can cause serious injury or death.

Safe Quick Coupling Practices



1. Always wipe the coupling cavities and faces clean before connecting a coupling.
2. Connect coupling before installation to ensure that it works properly.
3. Always check the body seals before connecting a coupling.
4. Shut-off power source before connecting a coupling.
5. Always install a safety check valve on a pneumatic line and/or compressor.
6. Always use a safety cable on large air lines (½" lines and larger).
7. Always use a whip hose on hydraulic or air tools.
8. Use dust caps or plugs when couplings are not in use.
9. If the locking sleeve is inoperable, check the safety lock.
10. Wear eye protection while connecting or disconnecting a coupling.

Unsafe Quick Coupling Practices



1. Never hit coupling valves to release trapped pressure.
2. Never leave couplings in the path of moving equipment.
3. Never use couplings near a welder, flash heat, or fire / flame sources.
4. Never use API modified sealants or over apply PTFE tape during installation.
5. Use care if you must install quick couplings onto black iron pipe.
6. Never hit a coupling sleeve with a hammer or blunt object.
7. Never overtighten a coupling connection.
8. Never rotate a quick disconnect coupling under pressure.
9. Do not overpressurize quick disconnect couplings.
10. Never use a hose with a quick disconnect coupling to lift a tool.

OSHA Regulations Ensure Operator Safety



Safety Cables



Safety Check Valves

Standard - 29 CFR, 1926.302 (partial):

(b)(1) Pneumatic power tools shall be secured to the hose or whip by some positive means to prevent the tool from becoming accidentally disconnected.

(b)(2) Safety Clips or retainers shall be securely installed and maintained on pneumatic impact (percussion) tools to prevent attachments from being accidentally expelled.

(b)(4) Compressed air shall not be used for cleaning purposes except where reduced to 30 PSI and then only with effective chip guarding and personal protective equipment which meets the requirements of Subpart E of this part. The 30 PSI requirement does not apply for concrete form, mill scale and similar cleaning purposes.

(b)(5) The manufacturer's safe operating pressure for hoses, pipes, valves, filters and other fittings shall not be exceeded.

(b)(6) The use of hoses for hoisting or lowering tools shall not be permitted.

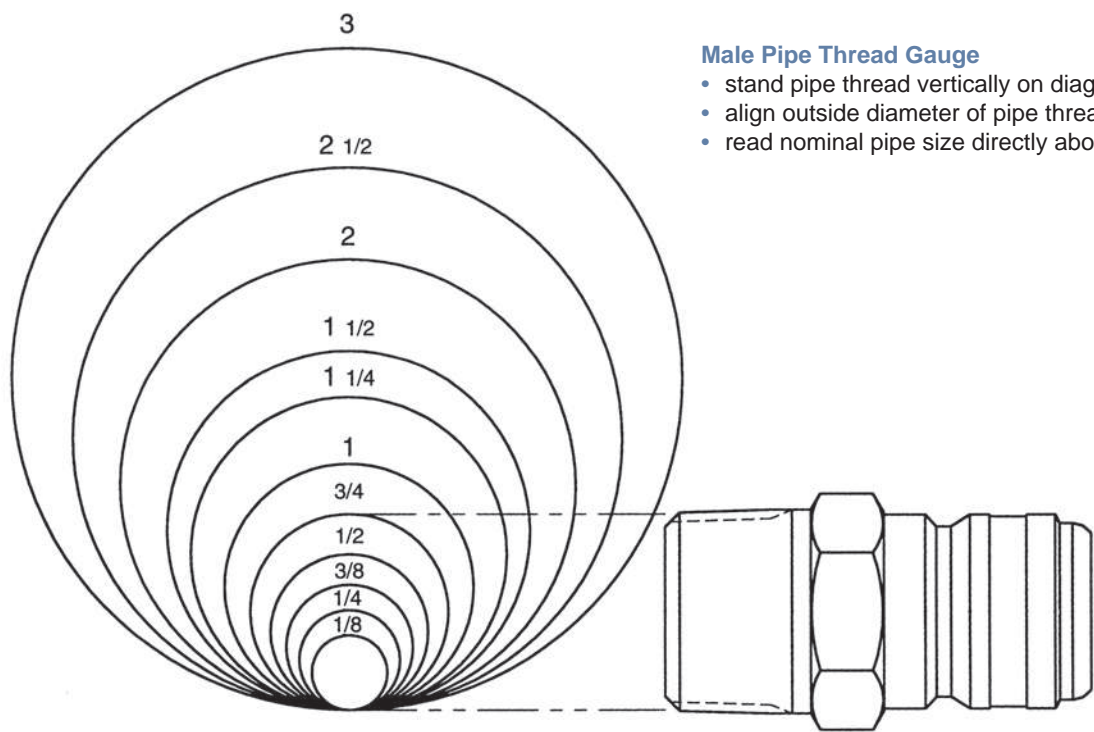
(b)(7) All hoses exceeding ½" inside diameter shall have a safety device at the source of supply or branch line to reduce pressure in case of hose failure.

Standard - 29 CFR, 1926.603 (partial):

(a)(9) Steam hose leading to a steam hammer or jet pipe shall be securely attached to the hammer with an adequate length of at least ¼" diameter chain or cable to prevent whipping in the event the joint at the hammer is broken. Air hammer hoses shall be provided with the same protection as required for steam lines.

(a)(10) Safety chains, or equivalent means, shall be provided for each hose connection to prevent the line from thrashing around in case the coupling becomes disconnected.

Male / Female Pipe (NPTF) Thread Identification



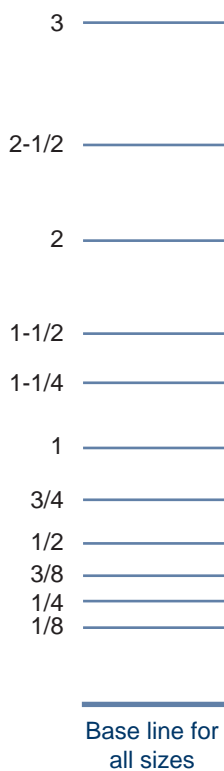
Male Pipe Thread Gauge

- stand pipe thread vertically on diagram
- align outside diameter of pipe thread with matching circle
- read nominal pipe size directly above circle

Example: 3/4 male pipe
(Dixon end size = 6)

Female Pipe Thread Gauge

- hold pipe thread against scale on edge of page
- align one side of pipe thread with illustration base line
- read nominal pipe size directly from scale



| Nominal Pipe Size (inches) | Dixon End Size | Nominal Thread Size (inches) | Nominal Pipe Size (inches) |
|----------------------------|----------------|------------------------------|----------------------------|
| 1/8 | 1 | 1/8 - 27 | 0.41 |
| 1/4 | 2 | 1/4 - 18 | 0.54 |
| 3/8 | 3 | 3/8 - 18 | 0.68 |
| 1/2 | 4 | 1/2 - 14 | 0.84 |
| 3/4 | 6 | 3/4 - 14 | 1.05 |
| 1 | 8 | 1-11-1/2 | 1.32 |
| 1-1/4 | 10 | 1-1/4 - 11-1/2 | 1.66 |
| 1-1/2 | 12 | 1-1/2 - 11-1/2 | 1.90 |
| 2 | 16 | 2 - 11-1/2 | 2.38 |
| 2-1/2 | 20 | 2-1/2 - 8 | 2.88 |
| 3 | 24 | 3 - 8 | 3.50 |

Example: 3/4 female pipe
(Dixon end size = 6)

Glossary of Quick Coupling Terms

Absolute Pressure: A measure of pressure having its zero point at atmospheric pressure. For example, the sum of atmospheric and gauge pressure would be absolute pressure (PSIA). For vacuum, it is expressed in inches of mercury.

Accidental Disconnection: Disconnection of a coupling while in operation due to failure of the coupling mechanism (a.k.a. unintentional disconnection).

Accumulator: A container in which fluid is stored under pressure as a source of reserve fluid power.

Aeration: Air in a fluid

Air Inclusion: The air forced into the system during the connection of a quick disconnect coupling.

Atmospheric Pressure: Pressure exerted by the atmosphere at any specific location. Sea level pressure is approximately 14.7 PSI.

Backpressure: Refers to pressure existing on the discharge side of a system.

Bar: An international standard unit of pressure equal to 100,000 Pascals, approximately 14.5 PSI.

Blind-Mate: A coupling that can be automatically connected without human intervention and without visibility.

Break-Away: Automatic disconnection of a coupling when an axial separation force is applied.

Brinelling: Dimples or grooves worn into the shoulder of a male half by locking balls in the female half. This is terminology stemming from a test that is done to evaluate the hardness of metals. Swedish metallurgist, Johan August Brinell (1849-1925), developed a hardness test that measures the relative hardness of metals and alloys by forcing a 10 mm hard steel ball into a test piece with a 3000 kg load for 30 seconds. After completion of the test, the surface area of the resulting indentation was measured.

Burst Pressure: The pressure at which a device loses the capability to retain pressure.

Case Hardening: Hardening the entire surface of a low carbon steel to a specific depth.

Cavitation: A localized gaseous condition within a liquid stream which occurs where the pressure is reduced to the vapor pressure.

Charge Pressure: The pressure at which replenishing fluid is forced into the hydraulic system (above atmospheric pressure).

Check Valve: A valve which permits flow of media in one direction only.

Cold Flow: Continued deformation under load.

Connect Under Pressure: The ability to connect coupling halves with internal line pressure applied to either both sides or one side.

Contamination: Any material foreign to a media that has a harmful effect on its performance in a system.

Coupling, Female Half: a.k.a. coupler, socket, receiver

Coupling, Male Half: a.k.a. nipple, plug, adapter

Coupling, Quick Disconnect: A component which can quickly join or separate a fluid line without the use of tools or special devices.

Differential Pressure: (DP) The difference in pressure between any two points of a system or a component, also known as Delta-P or pressure drop.

Drybreak Coupling: A coupling that allows connection and disconnection without spillage or air inclusion (a.k.a. flush face, flat face, no-spill)

Double-Acting Sleeve: Permits push-to-connect and pull-to-connect convenience when female half is mounted on the sleeve.

Dust Cap: Dust or dirt repelling enclosure for the nipple.

Dust Plug: Dust or dirt repelling enclosure for the coupler.

Dynamic Pressure: Pressure that, once it is released, is able to be immediately replenished.

Flow Checking: Occurs when a valve closes during flow conditions, such as when quickly lowering a heavy implement (a.k.a. check off, back checking, lock-up).

Flush Position (valve): A no-spill valve that allows connection and disconnection without spillage or air inclusion. (a.k.a. flush face, drybreak, no-spill).

Force to Connect: Axial and/or rotational force required to make a complete connection.

Force to Disconnect: The reverse of the above.

GPM: Acronym for Gallons Per Minute, a measure of flow.

Leakage: The media that is unintentionally released from a coupling due to component failure or retention weaknesses.

LPM: Acronym for Liters Per Minute, a measure of flow.

Induction Hardening: Hardening of a localized area of medium or high carbon steel.

Operating Pressure: The pressure at which a system is operated (a.k.a. working pressure).

Peak Pressure: Maximum momentary pressure encountered in the operation of a component (a.k.a. pressure spike, surge pressure)

Pressure Cap: A cap which incorporates a seal capable of withstanding the rated pressures on the male half.

Pressure Impulse Test: Subjecting a component to a specified pressure at a specific rate of increase or decrease for a specified time limit and cycle.

Proof Pressure: The nondestructive test pressure in excess of the maximum rated operating pressure, generally 1.5 times the standard operating pressure.

PSI: Acronym for Pounds Per Square Inch, a measure of pressure.

Push to Connect: Locking arrangement which permits one handed connection by pushing the nipple into the coupler (a.k.a. automatic sleeve, automatic collar, automatic connection).

Rotation: The act of spinning the coupler and nipple in opposite directions in a continuous manner beyond 360°.

Single Acting Sleeve: Making connection requires manually pulling female sleeve back, inserting the male tip (a.k.a. semi-auto sleeve, manual sleeve)

Sleeve Lock: A coupling arrangement that provides an additional lock which must be actuated before locking sleeve can be retracted (a.k.a. pin-lock, locking sleeve).

Spillage: The fluid released from the system due to disconnection of a quick disconnect coupling. This is the fluid trapped between the mating seal and the valve seal of the coupling halves.

Static Pressure: Pressure that, once released, is not able to be immediately replenished.

Surge Flow: A rapid increase in fluid flow.

Swivel: The act of spinning the coupler and nipple in opposite directions to a degree that is less than 360°.

Thermal Build-Up: Pressure caused by expansion of a media due to heat from an external source such as sunlight (a.k.a. thermal expansion).

Trapped Pressure: Pressurized fluid trapped behind a closed coupling valve.

Turbulence: Is the condition where the media does not move smoothly parallel to the flow direction. Turbulent flow is caused by abrupt changes in direction, changes of cross-section, or by high velocity. The result is increased friction, which generates heat, decreases operating pressure and wastes power.

Twist Lock: A locking arrangement which requires a rotational actuation to unlock the mating halves.

Vacuum: Partially or completely exhausted of air, gas or other media to create a negative pressure. Theoretically, a perfect vacuum would be measured as 30 inches of mercury, but that is unattainable. The true perfect vacuum is 29.7 inches of mercury.

Be Safe When Installing Quick Couplings!



All quick disconnect couplings should be viewed as potential hazards that can cause property damage, personal injury or even death if used or installed improperly!

Couplings should be installed in a location that will allow easy operation of the coupling and accessibility for all necessary installation tools. Care should be given to consider operator safety, especially if spillage upon disconnection could result in fluid ignition or skin and eye irritation.

Only apply wrenches to the hex or machined wrench flats that are provided for assembly purposes, nowhere else. Never clamp on the sleeve of the coupler or the nose of the nipple, this will cause distortion and/or damage.

Finally, always test quick coupling installations before putting into operation by pressurizing the unit to 150% of the working pressure in an enclosed/protective environment.

Installation of Tapered Thread Connections (NPTF)

The seal for NPTF threads is created by the metal-to-metal contact between the roots and crests of the male and female threads. Too much PTFE tape, or pairing liquid sealant with PTFE tape may cause distortion, poor thread engagement, or cracking of the coupling during assembly.


The total number of tapered threads engaged should be between 3½ to 6. Any number of threads outside this range may indicate either under or over tightening of the joint or out of tolerance threads. After assembly of a NPTF thread connection, always proof-test the connection before operating the system. If the joint proves to be inadequately tightened during proof-pressure testing, tighten it further in 1/8 turn increments until a reliable seal is attained (do not exceed 3 T.F.F.T!)

1



Apply 1½ to 2 wraps of PTFE tape, starting one or two threads from the lead edge, in a clockwise direction. For 316 stainless steel, be sure to use stainless grade tape.

2



Check threads to make sure there is no obvious damage on either half and that tape is properly installed. Align male and female threaded connections and carefully begin threading the two halves together.

3



Finger tighten the connection and create a reference mark on the hex of the hose end/adaptor and the coupling. This mark will help identify the number of revolutions during the next step in the procedure.

4



With even and smooth force applied, wrench tighten according to the 'Turns From Finger Tight' (T.F.F.T.) values listed below. **DO NOT OVERTIGHTEN!**

| SAE Size | NPTF Thread Size | T.F.F.T |
|----------|------------------|---------|
| -4 | 1/4" - 18 | 2 |
| -6 | 3/8" - 18 | 2 |
| -8 | 1/2" - 14 | 2 |
| -12 | 3/4" - 14 | 1.5 |
| -16 | 1" - 11 1/2 | 1.5 |

Be Safe When Installing Quick Couplings!

Installation of O-Ring Boss (ORB) Connections




1
Lightly lubricate the O-Ring on the adapter and thread it into the coupling. Hand-tighten, ensuring that the O-Ring is not pinched during installation.



2
Wrench tighten the connection to the appropriate torque specification, as shown in the chart below.

| SAE Size | Thread Size | Torque Nm | Torque lb-ft |
|----------|-------------|-----------|--------------|
| -4 | 7/16"-20 | 18-20 | 13-15 |
| -6 | 9/16"-28 | 29-33 | 22-24 |
| -8 | 3/4"-16 | 49-53 | 40-43 |
| -10 | 7/8"-14 | 59-64 | 43-48 |
| -12 | 1-1/16"-12 | 93-102 | 68-75 |
| -16 | 1-5/16"-12 | 151-166 | 112-123 |
| -20 | 1-5/8"-12 | 198-218 | 146-161 |
| -24 | 1-7/8"-12 | 209-231 | 154-170 |

Installation of 37° Flare (JIC) Connections



1
Lightly lubricate the flare on the adapter and thread it into the coupling. Hand-tighten, ensuring that the flare is seated correctly during installation.



2
Wrench tighten the connection to the appropriate torque specification, as shown in the chart below.


| SAE Size | Thread Size | Torque Nm | Torque lb-ft |
|----------|-------------|-----------|--------------|
| -4 | 7/16"-20 | 15-16 | 11-12 |
| -6 | 9/16"-28 | 24-28 | 18-20 |
| -8 | 3/4"-16 | 49-53 | 36-39 |
| -10 | 7/8"-14 | 77-85 | 57-63 |
| -12 | 1-1/16"-12 | 107-119 | 79-88 |
| -16 | 1-5/16"-12 | 147-154 | 108-113 |
| -20 | 1-5/8"-12 | 172-181 | 127-133 |
| -24 | 1-7/8"-12 | 215-226 | 158-167 |

Be Safe When Installing Quick Couplings!

Installation of Reusable Hose Couplings



1 Trim the end of the hose as square as possible.



2 Install ferrule by slipping it onto the end of the hose and twisting it counter-clockwise.



3 Apply lubricant sparingly to the reusable barb before inserting it into the ferrule.



4 Turn the reusable fitting into the ferrule until coupling is seated against ferrule.

Installation of Push-Loc Hose Connections



1 Trim hose end squarely and lubricate the Push-Loc barb and hose. Insert Push-Loc barb into hose until first barb is in the hose.



2 Place the end of the fitting against a flat object and grip the hose one inch from end. Push with a steady force until end of hose is covered by yellow plastic cap.

Be Safe When Installing Quick Couplings!

Installation of 'N' and 'P' Series Ferruled Hose Barbs


Note that the charts below are to be used only as a guide and not as a steadfast rule for every coupling application. In some instances, alternative dies and crimped dimensions must be employed. Hoses, as well as couplings, react differently during crimping. This is due to the fact that there are variances in hose constructions for hose with similar dimensions. Some variables are: textile braid versus wire braid, hardwall versus softwall, presence or lack of internal spiral wire as well as differences in hose covers. In addition, the outer diameter of the hose tends to fluctuate from end to end and production lot to production lot. With this in mind, we suggest that you measure the hose OD and maintain accurate records for each coupling application.

| Hose ID | Fractional Hose OD | Decimal Hose OD | 'N' Crimp Length | 'N' Crimp OD \pm .005 | 'P' Crimp Length | 'P' Crimp OD \pm .005 |
|---------|--------------------|-----------------|------------------|-------------------------|------------------|-------------------------|
| 1/2" | 54/64" | 0.844 | 1-1/8" | 0.917 | 1-1/4" | 0.917 |
| 1/2" | 55/64" | 0.859 | 1-1/8" | 0.929 | 1-1/4" | 0.929 |
| 1/2" | 56/64" | 0.875 | 1-1/8" | 0.942 | 1-1/4" | 0.942 |
| 1/2" | 57/64" | 0.891 | 1-1/8" | 0.954 | 1-1/4" | 0.954 |
| 1/2" | 58/64" | 0.906 | 1-1/8" | 0.987 | 1-1/4" | 0.987 |
| 1/2" | 59/64" | 0.922 | 1-1/8" | 0.980 | 1-1/4" | 0.980 |
| 1/2" | 60/64" | 0.938 | 1-1/8" | 0.992 | 1-1/4" | 0.992 |
| 1/2" | 61/64" | 0.953 | 1-1/8" | 1.005 | 1-1/4" | 1.005 |
| 1/2" | 62/64" | 0.969 | 1-1/8" | 1.018 | 1-1/4" | 1.018 |
| 1/2" | 63/64" | 0.984 | 1-1/8" | 1.030 | 1-1/4" | 1.030 |
| 1/2" | 1" | 1.000 | 1-1/8" | 1.043 | 1-1/4" | 1.043 |
| 1/2" | 1-1/64" | 1.016 | 1-1/8" | 1.056 | 1-1/4" | 1.056 |
| 1/2" | 1-2/64" | 1.031 | 1-1/8" | 1.068 | 1-1/4" | 1.068 |
| 3/4" | 1-10/64" | 1.156 | 1-1/4" | 1.220 | 1-1/4" | 1.220 |
| 3/4" | 1-11/64" | 1.171 | 1-1/4" | 1.235 | 1-1/4" | 1.235 |
| 3/4" | 1-12/64" | 1.187 | 1-1/4" | 1.244 | 1-1/4" | 1.244 |
| 3/4" | 1-13/64" | 1.203 | 1-1/4" | 1.260 | 1-1/4" | 1.260 |
| 3/4" | 1-14/64" | 1.218 | 1-1/4" | 1.270 | 1-1/4" | 1.270 |
| 3/4" | 1-15/64" | 1.234 | 1-1/4" | 1.285 | 1-1/4" | 1.285 |
| 3/4" | 1-16/64" | 1.250 | 1-1/4" | 1.295 | 1-1/4" | 1.295 |
| 3/4" | 1-17/64" | 1.265 | 1-1/4" | 1.310 | 1-1/4" | 1.310 |
| 3/4" | 1-18/64" | 1.281 | 1-1/4" | 1.320 | 1-1/4" | 1.320 |
| 3/4" | 1-19/64" | 1.296 | 1-1/4" | 1.335 | 1-1/4" | 1.335 |
| 3/4" | 1-20/64" | 1.312 | 1-1/4" | 1.345 | 1-1/4" | 1.345 |
| 3/4" | 1-21/64" | 1.328 | 1-1/4" | 1.360 | 1-1/4" | 1.360 |
| 3/4" | 1-22/64" | 1.343 | 1-1/4" | 1.370 | 1-1/4" | 1.370 |

Installation of Light Duty Ferrules

| Hose ID | Fractional Hose OD | Decimal Hose OD | Dixon Part # | Ferrule Thickness | SMOD | % Compression | Crimp Diameter |
|---------|--------------------|-----------------|--------------|-------------------|-------|---------------|----------------|
| 1/2" | 54/64" | 0.8438 | CCF0906 | 0.024 | 0.513 | 15 | 0.853 |
| 1/2" | 55/64" | 0.8594 | CCF0906 | 0.024 | 0.513 | 15 | 0.866 |
| 1/2" | 56/64" | 0.8750 | CCF0906 | 0.024 | 0.513 | 15 | 0.880 |
| 3/4" | 1-5/64" | 1.0781 | CCF1120 | 0.030 | 0.763 | 20 | 1.086 |
| 3/4" | 1-6/64" | 1.0938 | CCF1120 | 0.030 | 0.763 | 20 | 1.098 |
| 3/4" | 1-7/64" | 1.1094 | CCF1149 | 0.030 | 0.763 | 20 | 1.111 |
| 3/4" | 1-8/64" | 1.1250 | CCF1149 | 0.030 | 0.763 | 20 | 1.123 |
| 3/4" | 1-9/64" | 1.1406 | CCF1190 | 0.025 | 0.763 | 20 | 1.126 |
| 3/4" | 1-10/64" | 1.1563 | CCF1190 | 0.025 | 0.763 | 20 | 1.138 |
| 3/4" | 1-11/64" | 1.1719 | CCF1218 | 0.025 | 0.763 | 20 | 1.151 |
| 3/4" | 1-12/64" | 1.1875 | CCF1218 | 0.025 | 0.763 | 20 | 1.163 |
| 3/4" | 1-13/64" | 1.2031 | CCF1246 | 0.030 | 0.763 | 20 | 1.186 |
| 3/4" | 1-14/64" | 1.2188 | CCF1246 | 0.030 | 0.763 | 20 | 1.198 |
| 3/4" | 1-15/64" | 1.2344 | CCF1277 | 0.030 | 0.763 | 20 | 1.211 |
| 3/4" | 1-16/64" | 1.2500 | CCF1277 | 0.030 | 0.763 | 20 | 1.223 |
| 1" | 1-25/64" | 1.3906 | CCF1430 | 0.030 | 1.007 | 20 | 1.380 |
| 1" | 1-26/64" | 1.4063 | CCF1430 | 0.030 | 1.007 | 20 | 1.392 |
| 1" | 1-27/64" | 1.4219 | CCF1469 | 0.030 | 1.007 | 20 | 1.405 |
| 1" | 1-28/64" | 1.4375 | CCF1469 | 0.030 | 1.007 | 20 | 1.417 |
| 1" | 1-29/64" | 1.4531 | CCF1500 | 0.030 | 1.007 | 20 | 1.430 |
| 1" | 1-30/64" | 1.4688 | CCF1500 | 0.030 | 1.007 | 20 | 1.442 |
| 1" | 1-31/64" | 1.4844 | CCF1530 | 0.030 | 1.007 | 20 | 1.455 |
| 1" | 1-32/64" | 1.5000 | CCF1530 | 0.030 | 1.007 | 20 | 1.467 |

Installation of Pneumatic Couplings



Warning!

It is important to be safe when installing quick disconnect couplings into a pneumatic circuit. Never install a pneumatic coupling directly into an air tool, use a piece of hose that is at least 18" long, between the tool and the coupling, to prevent damage to the coupling. To protect the operator, safety devices, such as a safety check valve and safety cable should be installed in case there is a hose or coupling failure.

Fluid Compatibility Guide

The following chart is intended only as a guide in selecting various elastomers and metals for use with fluids to be conveyed through Dixon Quick Disconnect Couplings. This list does not guarantee suitability for a particular application. Final selection is dependent upon operating pressure, fluid and ambient temperature, concentration of media, duration of exposure, environmental conditions, and frequency of connect and disconnect.



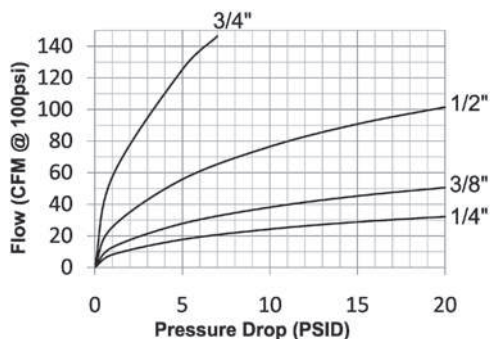
| Material | Prefix Code | Trade Name | Availability | Range °C | Range °F |
|---------------------------------|-------------|--------------|--------------|-----------------|------------------|
| Buna-N | Standard | Nitrile | Stock | -40°C to +121°C | -40°F to +250°F |
| Buna-N (MIL-H-5606 Fluids) | M- | Nitrile | 3-5 Days | -54°C to +135°C | -65°F to +275°F |
| Buna-N (Hydrocarbon Fuels) | JF- | Nitrile | 3-5 Days | -54°C to +71°C | -65°F to +160°F |
| Fluorocarbon Rubber (FKM) | F- | Viton | 3-5 Days | -29°C to +204°C | -20°F to +400°F |
| Ethyl Propylene Diene Monomer | P- | EPDM | 5-7 Days | -54°C to +149°C | -65°F to +300°F |
| Neoprene | E- | Neoprene | 7-10 Days | -43°C to +149°C | -45°F to +300°F |
| Silicone | S- | Silicone | 7-10 Days | -73°C to +177°C | -100°F to +350°F |
| Fluorosilicone (FVMQ) | FS- | Silastic | 7-10 Days | -60°C to +180°C | -76°F to +376°F |
| Urethane | U- | Urethane | 7-10 Days | -40°C to +82°C | -40°F to +180°F |
| Polyurethane | UP- | Polyurethane | 7-10 Days | -54°C to +100°C | -65°F to 212°F |
| PTFE Encapsulated Silicone | TS- | TES | 7-10 Days | -73°C to +204°C | -100°F to +400°F |
| Perfluoroelastomer (Compound 1) | K4- | Kalrez 4079 | 5-7 Days | -20°C to +316°C | -4°F to +600°F |
| Perfluoroelastomer (Compound 2) | K6- | Kalrez 6375 | 7-10 Days | -20°C to +275°C | -4°F to +525°F |
| Perfluoroelastomer (Compound 3) | K7- | Kalrez 7075 | 7-10 Days | -20°C to +327°C | -4°F to +620°F |
| Fluoroelastomer | H- | Aflas | 7-10 Days | -5°C to +204°C | +23°F to +400°F |

| Media Name | Suggested Seal | Media Name | Suggested Seal | Media Name | Suggested Seal |
|------------------------|----------------|---------------------------|----------------|------------------------|----------------|
| Acetic Anhydride | P- | Freon, General | E- | Mineral Spirits | Standard |
| Acetone | P- | Ferric Hydroxide | Standard | Nickel Acetate | P- |
| Acetylene | Standard | Formaldehyde (50%) | P- | Nickel Suphate | P- |
| Air (To 200°F) | Standard | Fuel Oils, General | Standard | Nitrogen, Gas | Standard |
| Air (Above 200°F) | F- | Gasoline | Standard | Nitrous Oxide | Standard |
| Alcohol, Ethyl | P- | Glycerine (Glycerol) | Standard | Octane | F- |
| Alcohol, Methyl | Standard | Glycols | P- | Oleum Spirits | Standard |
| Alkalies, General | Standard | Helium | Standard | OS45 and OS45-1 | F- |
| Ammonia, Aqueous | P- | Heptane | Standard | Oxygen, Non-Breathing | F- |
| Ammonia, Gas | P- | Hexane | Standard | Paint Thinner | F- |
| Ammonia, Anhydrous | P- | Hydraulic Oil, Aircraft | Standard | Paraffin | Standard |
| Ammonia, Hydroxide | P- | Hydraulic Oil, Petroleum | Standard | Peanut Oil | Standard |
| Aroclor | F- | Hydraulic Oil, Phosphate | P- | Pentane | Standard |
| Benzene (Benzol) | F- | Hydrogen Gas | Standard | Perchloroethylene | F- |
| Bleach Solutions | P- | Hydrolube | Standard | Phosphoric Acid (100%) | P- |
| Brake Fluid, Non-Petro | P- | Isobutyl Alcohol | P- | Photographic Solutions | P- |
| Bromine Gas | F- | Isopropyl Alcohol | F- | Potassium Acetate | P- |
| Butane | Standard | Jet Fuel (to 160°F) | JF- | Propane | Standard |
| Butyl Alcohol | Standard | Jet Fuel (above 160°F) | F- | Propylene | F- |
| Carbon Dioxide, Dry | Standard | Kerosene | Standard | Propylene Glycol | Standard |
| Carbon Dioxide, Wet | Standard | Lindol | P- | Silicone Oil | Nitrile |
| Carbon Monoxide | Standard | LP Gas | Standard | Steam, General Service | H- |
| Carbon Tetrachloride | F- | Magnesium Hydroxide | F- | Stoddard Solvent | Standard |
| Cellulube | P- | Methane | Standard | Sulphuric Acid (100%) | F- |
| Creosote | F- | Methanol | Standard | Toluene | F- |
| Crude Oil | F- | Methyl Bromide | F- | Transmission Fluid (A) | Standard |
| Cutting Oil | Standard | Methyl Ethyl Ketone (MEK) | P- | Trichloroethylene | F- |
| Diesel Fuel | Standard | MIL-F-81912 (JP-9) | P- | Turpentine | Standard |
| Diester Lubricants | F- | MIL-H-5606 | M1- | Vegetable Oil | Standard |
| Ethane | Standard | MIL-H-5806 | Standard | Water | Standard |
| Ethanol | Standard | MIL-H-6083 | Standard | Water, Distilled | Standard |
| Ethyl Chloride | Standard | MIL-H-7083 | Standard | Water, Dionized | Standard |
| Ethylene Glycol | P- | Mineral Oils | Standard | Water, Sea | P- |

DF-Series Pneumatic Couplings

Interchange Data:

- Parker 20-Series Manual Interchange (F-Series)
- Parker 30-Series Automatic Interchange (D-Series)
- Foster 3, 4, 5, and 6 Series



Materials:

- Machined components are manufactured using solid steel, brass, or 303 stainless steel bar stock.
- Stainless steel balls, retaining rings, and springs maximize corrosion resistance and extend service life.
- Steel componentry is plated using ROHS Compliant Trivalent Chrome.
- Automatic couplers constructed of brass with steel tubular valve as standard (3/8" to 3/4" couplers have steel prong valves).
- 1/4" manual couplers constructed of brass with steel sleeve and steel tubular valve as standard.
- 3/8" and 1/2" manual couplers constructed of steel as standard with steel tubular valve.

Seal Components:

- Nitrile (Buna-N) seals are standard, providing a temperature range of -40°F to +250°F (-40°C to +121°C).

Rated Pressure Charts:

| Body Size | D-Series Automatic Industrial Interchange (Connected) | | | | | | | | | | | | | | | |
|-----------|---|-----|--------|-------|--------------------|-----|--------|-------|--------------------|-----|-------|-----|----------------------------|-----|--------|-------|
| | Brass Coupler/Steel Plug | | | | Brass Coupler/Plug | | | | Steel Coupler/Plug | | | | 303 Stainless Coupler/Plug | | | |
| | Max. Working | | Burst | | Max. Working | | Burst | | Max. Working | | Burst | | Max. Working | | Burst | |
| | PSI | Bar | PSI | Bar | PSI | Bar | PSI | Bar | PSI | Bar | PSI | Bar | PSI | Bar | PSI | Bar |
| 1/4" | 500 | 35 | 16,000 | 1,100 | 300 | 20 | 16,000 | 1,100 | - | - | - | - | 500 | 35 | 26,000 | 1,795 |
| 3/8" | 500 | 35 | 15,500 | 1,070 | 300 | 20 | 14,500 | 1,000 | - | - | - | - | 500 | 35 | 25,500 | 1,760 |
| 1/2" | 500 | 35 | 14,000 | 965 | 300 | 20 | 10,500 | 725 | - | - | - | - | 500 | 35 | 20,500 | 1,415 |
| 3/4" | 500 | 35 | 10,000 | 670 | - | - | - | - | - | - | - | - | - | - | - | - |

| Body Size | F-Series Manual Industrial Interchange (Connected) | | | | | | | | | | | | | | | |
|-----------|--|-----|--------|-----|--------------------|-----|--------|-----|--------------------|-----|--------|-------|----------------------------|-----|--------|-------|
| | Brass Coupler/Steel Plug | | | | Brass Coupler/Plug | | | | Steel Coupler/Plug | | | | 303 Stainless Coupler/Plug | | | |
| | Max. Working | | Burst | | Max. Working | | Burst | | Max. Working | | Burst | | Max. Working | | Burst | |
| | PSI | Bar | PSI | Bar | PSI | Bar | PSI | Bar | PSI | Bar | PSI | Bar | PSI | Bar | PSI | Bar |
| 1/4" | 500 | 35 | 9,000 | 620 | 300 | 20 | 8,500 | 586 | 500 | 70 | 6,500 | 448 | 500 | 35 | 11,500 | 795 |
| 3/8" | 500 | 35 | 11,500 | 790 | 300 | 20 | 10,000 | 690 | 500 | 70 | 19,500 | 1,345 | 500 | 35 | 20,500 | 1,415 |
| 1/2" | - | - | - | - | - | - | - | - | 500 | 70 | 15,500 | 1,070 | 500 | 35 | 15,000 | 1,035 |


Technical Specifications:

| Body Size | Interchange Standards | | | | Functional Parameters | | | | | |
|-----------|-----------------------|-----------------|-------------------------|---------------------|-----------------------|---------------|------------|---------------|----------------|--|
| | U.S. Military | U.S. Government | International Standards | ANSI/NFPA Standards | Locking Ball Quantity | Air Inclusion | Fluid Loss | Vacuum Rating | Flow ΔP=15 PSI | |
| 1/4" | MIL-C-4109F | A-A-59439 | ISO6150B | T3.20.14-1990 | 6 | N/A | N/A | N/R | 27 CFM | |
| 3/8" | - | - | ISO6150B | T3.20.14-1990 | 6 | N/A | N/A | N/R | 45 CFM | |
| 1/2" | MIL-C-4109F | A-A-59439 | ISO6150B | T3.20.14-1990 | 6 | N/A | N/A | N/R | 91 CFM | |
| 3/4" | - | - | - | T3.20.14-1990 | 9 | N/A | N/A | N/R | 200 CFM | |



List Price Seal Option Adders:

| Body Size | Seal Options | | | | Valve Options | | | | | Sleeve Options | | | | | Treatments | | | | | |
|-----------|--------------|--------|------|--------|---------------|---------|-------|--------|-------|----------------|---------|--------|-------------|--------|------------|--------|-------|--------|-----------|---------|
| | Viton® | | EPDM | | Unvalved | | Brass | | 303SS | | Flanged | | Sleeve-Lock | | Brass | | 303SS | | Oxy-Clean | |
| | Pre | Add \$ | Pre | Add \$ | Suf | Add \$ | Suf | Add \$ | Suf | Add \$ | Suf | Add \$ | Suf | Add \$ | Suf | Add \$ | Suf | Add \$ | Suf | Add \$ |
| 1/4" | F- | \$2.00 | P- | \$2.50 | -E | -\$0.65 | -BV | \$0.90 | -SV | \$0.90 | -FS | N/A | -LS | \$5.00 | -BS | \$2.60 | -XS | \$7.60 | -C1 | \$12.00 |
| 3/8" | F- | 3.10 | P- | N/A | -E | -2.70 | -BV | 2.90 | -SV | 2.90 | -FS | N/A | -LS | 6.00 | -BS | N/A | -XS | 15.50 | -C1 | 12.00 |
| 1/2" | F- | 4.40 | P- | N/A | -E | -3.00 | -BV | 3.50 | -SV | 3.50 | -FS | N/A | -LS | 7.50 | -BS | N/A | -XS | 20.00 | -C1 | 14.00 |
| 3/4" | F- | N/A | P- | N/A | -E | -3.80 | -BV | N/A | -SV | N/A | -FS | N/A | -LS | 8.90 | -BS | std. | -XS | N/A | -C1 | 16.00 |

DF-Series Pneumatic Couplings




| Body Size | D-Series Automatic Industrial Interchange Coupler (Female Threads) | | | | | | | | | | | |
|-----------|--|------------------|---------------|------------|--------|------|------------|------|----------|-----------|-------------|-----|
| | Part Detail | | | List Price | Length | | Maximum OD | | Hex Inch | Weight Lb | Package Qty | |
| | Part Number | Threads | Material | | Inch | mm | Inch | mm | | | Bag | Box |
| 1/4" | 2DF1-B | 1/8" - 27 NPTF | brass | \$14.74 | 2.19 | 55.6 | 0.99 | 25.1 | 11/16" | 0.30 | 10 | 100 |
| 1/4" | 2DF2-B | 1/4" - 18 NPTF | brass | 12.29 | 2.38 | 60.5 | 0.99 | 25.1 | 11/16" | 0.28 | 10 | 100 |
| 1/4" | 2DF2-S | 1/4" - 18 NPTF | 303 stainless | 64.67 | 2.38 | 60.5 | 0.99 | 25.1 | 11/16" | 0.29 | 10 | 100 |
| 1/4" | 2DBF2-B | 1/4" - 19 BSPP | brass | 12.29 | 2.38 | 60.5 | 0.99 | 25.1 | 11/16" | 0.28 | 10 | 100 |
| 1/4" | 2DF3-B | 3/8" - 18 NPTF | brass | 14.51 | 2.38 | 60.5 | 0.99 | 25.1 | 11/16" | 0.30 | 10 | 100 |
| 1/4" | 2DF3-S | 3/8" - 18 NPTF | 303 stainless | 77.29 | 2.38 | 60.5 | 0.99 | 25.1 | 13/16" | 0.30 | 10 | 100 |
| 1/4" | 2DBF3-B | 3/8" - 19 BSPP | brass | 14.51 | 2.38 | 60.5 | 0.99 | 25.1 | 13/16" | 0.30 | 10 | 100 |
| 3/8" | 3DF2-B | 1/4" - 18 NPTF | brass | 25.00 | 2.50 | 63.5 | 1.26 | 32.0 | 7/8" | 0.43 | 10 | 50 |
| 3/8" | 3DF3-B | 3/8" - 18 NPTF | brass | 24.02 | 2.60 | 66.0 | 1.26 | 32.0 | 7/8" | 0.42 | 10 | 50 |
| 3/8" | 3DF3-S | 3/8" - 18 NPTF | 303 stainless | 96.63 | 2.60 | 66.0 | 1.26 | 32.0 | 7/8" | 0.42 | 10 | 50 |
| 3/8" | 3DBF3-B | 3/8" - 19 BSPP | brass | 25.00 | 2.60 | 66.0 | 1.26 | 32.0 | 7/8" | 0.42 | 10 | 50 |
| 3/8" | 3DF4-B | 1/2" - 14 NPTF | brass | 26.20 | 2.80 | 71.1 | 1.26 | 32.0 | 1" | 0.46 | 10 | 50 |
| 1/2" | 4DF3-B | 3/8" - 18 NPTF | brass | 33.25 | 3.10 | 78.7 | 1.38 | 35.1 | 1-1/16" | 0.56 | 5 | 30 |
| 1/2" | 4DF4-B | 1/2" - 14 NPTF | brass | 33.85 | 3.30 | 83.8 | 1.38 | 35.1 | 1-1/16" | 0.66 | 5 | 30 |
| 1/2" | 4DF4-S | 1/2" - 14 NPTF | 303 stainless | 130.34 | 3.30 | 83.8 | 1.38 | 35.1 | 1-1/16" | 0.67 | 5 | 30 |
| 1/2" | 4DBF4-B | 1/2" - 14 BSPP | brass | 33.85 | 3.30 | 83.8 | 1.38 | 35.1 | 1-1/16" | 0.66 | 5 | 30 |
| 1/2" | 4DF6-B | 3/4" - 14 NPTF | brass | 33.85 | 3.40 | 86.4 | 1.38 | 35.1 | 1-3/16" | 0.73 | 5 | 30 |
| 3/4" | 6DF4-B | 1/2" - 14 NPTF | brass | 52.41 | 2.95 | 74.9 | 1.73 | 43.9 | 1-5/16" | 1.10 | - | 20 |
| 3/4" | 6DF6-B | 3/4" - 14 NPTF | brass | 52.41 | 2.99 | 75.9 | 1.73 | 43.9 | 1-5/16" | 1.10 | - | 20 |
| 3/4" | 6DF8-B | 1" - 11 1/2 NPTF | brass | 52.41 | 3.18 | 80.8 | 1.73 | 43.9 | 1-1/2" | 1.24 | - | 20 |



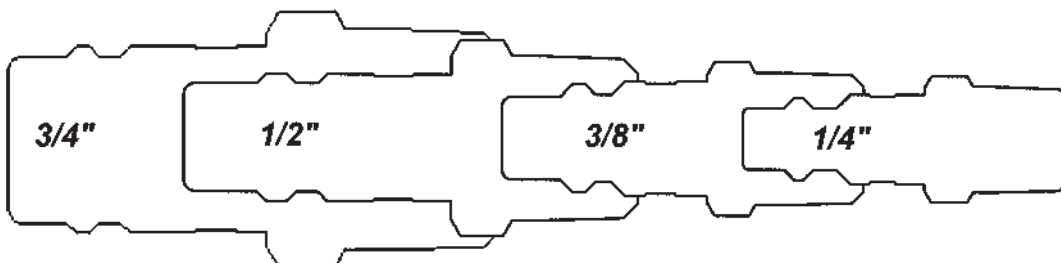
| Body Size | F-Series Manual Industrial Interchange Coupler (Female Threads) | | | | | | | | | | | |
|-----------|---|----------------|---------------|------------|--------|------|------------|------|----------|-----------|-------------|-----|
| | Part Detail | | | List Price | Length | | Maximum OD | | Hex Inch | Weight Lb | Package Qty | |
| | Part Number | Threads | Material | | Inch | mm | Inch | mm | | | Bag | Box |
| 1/4" | 2FF1-B | 1/8" - 27 NPTF | brass | \$10.70 | 1.91 | 48.6 | 0.93 | 23.5 | 3/4" | 0.20 | 10 | 100 |
| 1/4" | 2FBF1-B | 1/8" - 28 BSPP | brass | 10.70 | 1.91 | 48.6 | 0.93 | 23.5 | 3/4" | 0.20 | 10 | 100 |
| 1/4" | 2FF2 | 1/4" - 18 NPTF | steel | 11.11 | 2.07 | 52.6 | 0.93 | 23.5 | 3/4" | 0.20 | 10 | 100 |
| 1/4" | 2FF2-B | 1/4" - 18 NPTF | brass | 7.96 | 2.07 | 52.6 | 0.93 | 23.5 | 3/4" | 0.19 | 10 | 100 |
| 1/4" | 2FF2-S | 1/4" - 18 NPTF | 303 stainless | 45.86 | 2.07 | 52.6 | 0.93 | 23.5 | 3/4" | 0.20 | 10 | 100 |
| 1/4" | 2FBF2-B | 1/4" - 19 BSPP | brass | 10.70 | 2.07 | 52.6 | 0.93 | 23.5 | 3/4" | 0.19 | 10 | 100 |
| 1/4" | 2FF3-B | 3/8" - 18 NPTF | brass | 10.40 | 2.10 | 53.4 | 0.93 | 23.5 | 13/16" | 0.19 | 10 | 100 |
| 1/4" | 2FF3-S | 3/8" - 18 NPTF | 303 stainless | 50.77 | 2.10 | 53.4 | 0.93 | 23.5 | 13/16" | 0.18 | 10 | 100 |
| 1/4" | 2FBF3-B | 3/8" - 19 BSPP | brass | 10.70 | 2.13 | 54.2 | 0.93 | 23.5 | 13/16" | 0.19 | 10 | 100 |
| 3/8" | 3FF2 | 1/4" - 18 NPTF | steel | 21.84 | 2.41 | 61.2 | 1.13 | 28.6 | 7/8" | 0.30 | 10 | 50 |
| 3/8" | 3FF3 | 3/8" - 18 NPTF | steel | 16.92 | 2.41 | 61.2 | 1.13 | 28.6 | 7/8" | 0.32 | 10 | 50 |
| 3/8" | 3FF3-S | 3/8" - 18 NPTF | 303 stainless | 79.70 | 2.41 | 61.2 | 1.13 | 28.6 | 7/8" | 0.32 | 10 | 50 |
| 3/8" | 3FBF3 | 3/8" - 19 BSPP | steel | 21.84 | 2.42 | 61.5 | 1.13 | 28.6 | 7/8" | 0.32 | 10 | 50 |
| 3/8" | 3FF4 | 1/2" - 14 NPTF | steel | 25.66 | 2.63 | 66.9 | 1.13 | 28.6 | 1" | 0.34 | 10 | 50 |
| 1/2" | 4FF3 | 3/8" - 18 NPTF | steel | 28.93 | 2.85 | 72.5 | 1.24 | 31.4 | 1" | 0.46 | 5 | 30 |
| 1/2" | 4FF4 | 1/2" - 14 NPTF | steel | 21.40 | 3.06 | 77.8 | 1.24 | 31.4 | 1" | 0.56 | 5 | 30 |
| 1/2" | 4FF4-S | 1/2" - 14 NPTF | 303 stainless | 100.45 | 3.06 | 77.8 | 1.24 | 31.4 | 1" | 0.56 | 5 | 30 |
| 1/2" | 4FBF4 | 1/2" - 14 BSPP | steel | 28.93 | 3.09 | 78.4 | 1.24 | 31.4 | 1" | 0.56 | 5 | 30 |
| 1/2" | 4FF6 | 3/4" - 14 NPTF | steel | 29.48 | 3.15 | 79.9 | 1.24 | 31.4 | 1-3/16" | 0.63 | 5 | 30 |

DF-Series Pneumatic Couplings

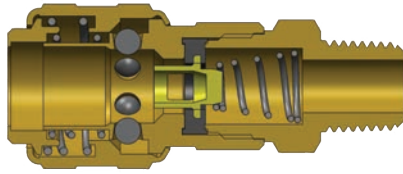


| Body Size | DF-Series Industrial Interchange Nipple (Female Threads) | | | | | | | | | | | |
|-----------|--|------------------|---------------|---------------|--------|------|------------|------|----------|-----------|-------------|-----|
| | Part Detail | | | List Price | Length | | Maximum OD | | Hex Inch | Weight Lb | Package Qty | |
| | Part Number | Threads | Material | | Inch | mm | Inch | mm | | | Bag | Box |
| 1/4" | D2F1 | 1/8" - 27 NPTF | steel | \$3.22 | 1.44 | 36.6 | 0.65 | 16.5 | 9/16" | 0.03 | 10 | 100 |
| 1/4" | D2F2 | 1/4" - 18 NPTF | steel | 2.02 | 1.66 | 42.2 | 0.79 | 20.1 | 11/16" | 0.03 | 10 | 100 |
| 1/4" | D2F2-B | 1/4" - 18 NPTF | brass | 3.18 | 1.66 | 42.2 | 0.79 | 20.1 | 11/16" | 0.05 | 10 | 100 |
| 1/4" | D2F2-S | 1/4" - 18 NPTF | 303 stainless | 10.81 | 1.66 | 42.2 | 0.79 | 20.1 | 11/16" | 0.05 | 10 | 100 |
| 1/4" | D2BF2 | 1/4" - 19 BSPP | steel | 3.31 | 1.66 | 42.2 | 0.79 | 20.1 | 11/16" | 0.03 | 10 | 100 |
| 1/4" | D2F3 | 3/8" - 18 NPTF | steel | 3.38 | 1.66 | 42.2 | 1.01 | 25.7 | 7/8" | 0.08 | 10 | 100 |
| 1/4" | D2F3-B | 3/8" - 18 NPTF | brass | 4.88 | 1.66 | 42.2 | 1.01 | 25.7 | 7/8" | 0.08 | 10 | 100 |
| 1/4" | D2F3-S | 3/8" - 18 NPTF | 303 stainless | 11.74 | 1.66 | 42.2 | 1.01 | 25.7 | 7/8" | 0,08 | 10 | 100 |
| 1/4" | D2BF3 | 3/8" - 19 BSPP | steel | 4.61 | 1.66 | 42.2 | 1.01 | 25.7 | 7/8" | 0,08 | 10 | 100 |
| 3/8" | D3F2 | 1/4" - 18 NPTF | steel | 4.64 | 1.78 | 45.2 | 0.79 | 20.1 | 11/16" | 0.06 | 10 | 50 |
| 3/8" | D3F3 | 3/8" - 18 NPTF | steel | 4.04 | 1.78 | 45.2 | 1.01 | 25.7 | 7/8" | 0.09 | 10 | 50 |
| 3/8" | D3F3-B | 3/8" - 18 NPTF | brass | 6.37 | 1.78 | 45.2 | 1.01 | 25.7 | 7/8" | 0.10 | 10 | 50 |
| 3/8" | D3F3-S | 3/8" - 18 NPTF | 303 stainless | 24.57 | 1.78 | 45.2 | 1.01 | 25.7 | 7/8" | 0.09 | 10 | 50 |
| 3/8" | D3BF3 | 3/8" - 19 BSPP | steel | 4.64 | 1.78 | 45.2 | 1.01 | 25.7 | 7/8" | 0.09 | 10 | 50 |
| 3/8" | D3F4 | 1/2" - 14 NPTF | steel | 7.37 | 1.94 | 49.3 | 1.16 | 29.5 | 1" | 0.13 | 10 | 50 |
| 1/2" | D4F3 | 3/8" - 18 NPTF | steel | 7.10 | 2.10 | 53.3 | 1.01 | 25.7 | 7/8" | 0.12 | 10 | 50 |
| 1/2" | D4F4 | 1/2" - 14 NPTF | steel | 6.82 | 2.27 | 57.7 | 1.16 | 29.5 | 1" | 0.17 | 10 | 50 |
| 1/2" | D4F4-B | 1/2" - 14 NPTF | brass | 8.28 | 2.27 | 57.7 | 1.16 | 29.5 | 1" | 0.19 | 10 | 50 |
| 1/2" | D4F4-S | 1/2" - 14 NPTF | 303 stainless | 26.75 | 2.27 | 57.7 | 1.16 | 29.5 | 1" | 0.17 | 10 | 50 |
| 1/2" | D4BF4 | 1/2" - 14 BSPP | steel | 7.10 | 2.27 | 57.7 | 1.16 | 29.5 | 1" | 0.17 | 10 | 50 |
| 1/2" | D4F6 | 3/4" - 14 NPTF | steel | 12.01 | 2.30 | 58.4 | 1.37 | 34.8 | 1-3/16" | 0.26 | 10 | 50 |
| 1/2" | D4F6-B | 3/4" - 14 NPTF | brass | 13.91 | 2.30 | 58.4 | 1.37 | 34.8 | 1-3/16" | 0.26 | 10 | 50 |
| 3/4" | D6F4 | 1/2" - 14 NPTF | steel | 14.05 | 2.22 | 56.4 | 1.52 | 38.6 | 1-5/16" | 0.23 | 5 | 20 |
| 3/4" | D6F6 | 3/4" - 14 NPTF | steel | 14.89 | 2.22 | 56.4 | 1.52 | 38.6 | 1-5/16" | 0.34 | 5 | 20 |
| 3/4" | D6F8 | 1" - 11 1/2 NPTF | steel | 23.60 | 2.41 | 61.2 | 1.80 | 45.7 | 1-9/16" | 0.47 | 5 | 20 |

DF Series Pneumatic Profile



DF-Series Pneumatic Couplings





| Body Size | D-Series Automatic Industrial Interchange Coupler (Male Threads) | | | | | | | | | | | |
|-----------|--|------------------|---------------|----------------|--------|------|------------|------|----------|-----------|-------------|-----|
| | Part Detail | | | List Price | Length | | Maximum OD | | Hex Inch | Weight Lb | Package Qty | |
| | Part Number | Threads | Material | | Inch | mm | Inch | mm | | | Bag | Box |
| 1/4" | 2DM1-B | 1/8" - 27 NPTF | brass | \$14.74 | 2.21 | 56.1 | 0.98 | 24.9 | 11/16" | 0.27 | 10 | 100 |
| 1/4" | 2DM2-B | 1/4" - 18 NPTF | brass | 12.29 | 2.34 | 59.4 | 0.98 | 24.9 | 11/16" | 0.28 | 10 | 100 |
| 1/4" | 2DM2-S | 1/4" - 18 NPTF | 303 stainless | 58.43 | 2.34 | 59.4 | 0.98 | 24.9 | 11/16" | 0.29 | 10 | 100 |
| 1/4" | 2DBM2-B | 1/4" - 19 BSPT | brass | 12.29 | 2.34 | 59.4 | 0.98 | 24.9 | 11/16" | 0.28 | 10 | 100 |
| 1/4" | 2DM3-B | 3/8" - 18 NPTF | brass | 14.51 | 2.36 | 59.9 | 0.98 | 24.9 | 11/16" | 0.28 | 10 | 100 |
| 1/4" | 2DM3-S | 3/8" - 18 NPTF | 303 stainless | 75.91 | 2.36 | 59.9 | 0.98 | 24.9 | 11/16" | 0.28 | 10 | 100 |
| 1/4" | 2DBM3-B | 3/8" - 19 BSPT | brass | 14.51 | 2.36 | 59.9 | 0.98 | 24.9 | 11/16" | 0.28 | 10 | 100 |
| 3/8" | 3DM2-B | 1/4" - 18 NPTF | brass | 25.00 | 2.59 | 65.8 | 1.18 | 30.0 | 7/8" | 0.36 | 10 | 50 |
| 3/8" | 3DM3-B | 3/8" - 18 NPTF | brass | 24.02 | 2.73 | 69.3 | 1.18 | 30.0 | 7/8" | 0.39 | 10 | 50 |
| 3/8" | 3DM3-S | 3/8" - 18 NPTF | 303 stainless | 93.76 | 2.73 | 69.3 | 1.18 | 30.0 | 7/8" | 0.39 | 10 | 50 |
| 3/8" | 3DBM3-B | 3/8" - 19 BSPT | brass | 91.11 | 2.73 | 69.3 | 1.18 | 30.0 | 7/8" | 0.39 | 10 | 50 |
| 3/8" | 3DM4-B | 1/2" - 14 NPTF | brass | 25.41 | 2.94 | 74.7 | 1.18 | 30.0 | 7/8" | 0.41 | 10 | 50 |
| 1/2" | 4DM3-B | 3/8" - 18 NPTF | brass | 31.73 | 3.13 | 79.5 | 1.34 | 34.0 | 1-1/16" | 0.58 | 5 | 30 |
| 1/2" | 4DM4-B | 1/2" - 14 NPTF | brass | 30.87 | 3.17 | 80.5 | 1.34 | 34.0 | 1-1/16" | 0.61 | 5 | 30 |
| 1/2" | 4DM4-S | 1/2" - 14 NPTF | 303 stainless | 123.30 | 3.17 | 80.5 | 1.34 | 34.0 | 1-1/16" | 0.62 | 5 | 30 |
| 1/2" | 4DBM4-B | 1/2" - 14 BSPT | brass | 31.73 | 3.17 | 80.5 | 1.34 | 34.0 | 1-1/16" | 0.61 | 5 | 30 |
| 1/2" | 4DM6-B | 3/4" - 14 NPTF | brass | 32.57 | 3.23 | 82.0 | 1.34 | 34.0 | 1-1/16" | 0.67 | 5 | 30 |
| 3/4" | 6DM4-B | 1/2" - 14 NPTF | brass | 52.41 | 2.95 | 74.9 | 1.90 | 48.3 | 1-3/16" | 0.89 | - | 20 |
| 3/4" | 6DM6-B | 3/4" - 14 NPTF | brass | 52.41 | 2.95 | 74.9 | 1.90 | 48.3 | 1-5/16" | 0.91 | - | 20 |
| 3/4" | 6DM8-B | 1" - 11 1/2 NPTF | brass | 52.41 | 3.12 | 79.2 | 1.90 | 48.3 | 1-9/16" | 0.99 | - | 20 |

It is important to be safe when installing quick disconnect couplings into a pneumatic circuit. Never install a pneumatic coupling directly into an air tool, use a piece of hose that is at least 18" long, between the tool and the coupling, to prevent damage to the coupling. To protect the operator, safety devices, such as a safety check valve and safety cable should be installed in case there is a hose or coupling failure.




DF-Series Pneumatic Couplings




| Body Size | F-Series Manual Industrial Interchange Coupler (Male Threads) | | | | | | | | | | | |
|-----------|---|----------------|---------------|----------------|--------|------|------------|------|----------|-----------|-------------|-----|
| | Part Detail | | | List Price | Length | | Maximum OD | | Hex Inch | Weight Lb | Package Qty | |
| | Part Number | Threads | Material | | Inch | mm | Inch | mm | | | Bag | Box |
| 1/4" | 2FM1-B | 1/8" - 27 NPTF | brass | \$10.50 | 1.97 | 50.0 | 0.88 | 22.4 | 3/4" | 0.18 | 10 | 100 |
| 1/4" | 2FM1-S | 1/8" - 27 NPTF | 303 stainless | 51.31 | 1.97 | 50.0 | 0.88 | 22.4 | 3/4" | 0.18 | 10 | 100 |
| 1/4" | 2FBM1-B | 1/8" - 28 BSPT | brass | 11.46 | 1.97 | 50.0 | 0.88 | 22.4 | 3/4" | 0.18 | 10 | 100 |
| 1/4" | 2FM2 | 1/4" - 18 NPTF | steel | 11.11 | 2.04 | 51.8 | 0.88 | 22.4 | 3/4" | 0.18 | 10 | 100 |
| 1/4" | 2FM2-B | 1/4" - 18 NPTF | brass | 7.96 | 2.04 | 51.8 | 0.88 | 22.4 | 3/4" | 0.19 | 10 | 100 |
| 1/4" | 2FM2-S | 1/4" - 18 NPTF | 303 stainless | 42.58 | 2.04 | 51.8 | 0.88 | 22.4 | 3/4" | 0.18 | 10 | 100 |
| 1/4" | 2FBM2-B | 1/4" - 19 BSPT | brass | 11.46 | 2.04 | 51.8 | 0.88 | 22.4 | 3/4" | 0.19 | 10 | 100 |
| 1/4" | 2FM3-B | 3/8" - 18 NPTF | brass | 10.50 | 2.08 | 52.8 | 0.88 | 22.4 | 3/4" | 0.19 | 10 | 100 |
| 1/4" | 2FM3-S | 3/8" - 18 NPTF | 303 stainless | 51.31 | 2.08 | 52.8 | 0.88 | 22.4 | 3/4" | 0.19 | 10 | 100 |
| 1/4" | 2FBM3-B | 3/8" - 19 BSPT | brass | 11.46 | 2.08 | 52.8 | 0.88 | 22.4 | 3/4" | 0.19 | 10 | 100 |
| 3/8" | 3FM2 | 1/4" - 18 NPTF | steel | 20.53 | 2.45 | 62.2 | 1.06 | 26.9 | 7/8" | 0.26 | 10 | 50 |
| 3/8" | 3FM3 | 3/8" - 18 NPTF | steel | 17.69 | 2.46 | 62.5 | 1.06 | 26.9 | 7/8" | 0.27 | 10 | 50 |
| 3/8" | 3FM3-S | 3/8" - 18 NPTF | 303 stainless | 76.43 | 2.46 | 62.5 | 1.06 | 26.9 | 7/8" | 0.28 | 10 | 50 |
| 3/8" | 3FBM3 | 3/8" - 19 BSPT | steel | 20.53 | 2.46 | 62.5 | 1.06 | 26.9 | 7/8" | 0.27 | 10 | 50 |
| 3/8" | 3FM4 | 1/2" - 14 NPTF | steel | 22.71 | 2.55 | 64.8 | 1.06 | 26.9 | 7/8" | 0.29 | 10 | 50 |
| 1/2" | 4FM3 | 3/8" - 18 NPTF | steel | 27.95 | 2.97 | 75.4 | 1.19 | 30.2 | 1" | 0.42 | 5 | 30 |
| 1/2" | 4FM4 | 1/2" - 14 NPTF | steel | 20.31 | 3.07 | 78.0 | 1.19 | 30.2 | 1" | 0.45 | 5 | 30 |
| 1/2" | 4FM4-S | 1/2" - 14 NPTF | 303 stainless | 104.04 | 3.07 | 78.0 | 1.19 | 30.2 | 1" | 0.47 | 5 | 30 |
| 1/2" | 4FBM4 | 1/2" - 14 BSPT | steel | 27.95 | 3.07 | 78.0 | 1.19 | 30.2 | 1" | 0.45 | 5 | 30 |
| 1/2" | 4FM6 | 3/4" - 14 NPTF | steel | 29.37 | 3.12 | 79.2 | 1.19 | 30.2 | 1-1/16" | 0.50 | 5 | 30 |

DF-Series Pneumatic Couplings





| Body Size | DF-Series Industrial Interchange Nipple (Male Threads) | | | | | | | | | | | |
|-----------|--|------------------|---------------|------------|--------|------|------------|------|----------|-----------|-------------|-----|
| | Part Detail | | | List Price | Length | | Maximum OD | | Hex Inch | Weight Lb | Package Qty | |
| | Part Number | Threads | Material | | Inch | mm | Inch | mm | | | Bag | Box |
| 1/4" | D2M1 | 1/8" - 27 NPTF | steel | \$2.57 | 1.57 | 39.9 | 0.58 | 14.7 | 1/2" | 0.05 | 10 | 100 |
| 1/4" | D2M1-B | 1/8" - 27 NPTF | brass | 3.39 | 1.57 | 39.9 | 0.58 | 14.7 | 1/2" | 0.05 | 10 | 100 |
| 1/4" | D2M1-S | 1/8" - 27 NPTF | 303 stainless | 11.74 | 1.57 | 39.9 | 0.58 | 14.7 | 1/2" | 0.05 | 10 | 100 |
| 1/4" | D2M2 | 1/4" - 18 NPTF | steel | 1.97 | 1.69 | 42.9 | 0.65 | 16.5 | 9/16" | 0.05 | 10 | 100 |
| 1/4" | D2M2-B | 1/4" - 18 NPTF | brass | 2.23 | 1.69 | 42.9 | 0.65 | 16.5 | 9/16" | 0.05 | 10 | 100 |
| 1/4" | D2M2-S | 1/4" - 18 NPTF | 303 stainless | 8.52 | 1.69 | 42.9 | 0.65 | 16.5 | 9/16" | 0.06 | 10 | 100 |
| 1/4" | D2BM2 | 1/4" - 19 BSPT | steel | 2.64 | 1.69 | 42.9 | 0.65 | 16.5 | 9/16" | 0.05 | 10 | 100 |
| 1/4" | D2M3 | 3/8" - 18 NPTF | steel | 2.95 | 1.75 | 44.5 | 0.79 | 20.1 | 11/16" | 0.05 | 10 | 100 |
| 1/4" | D2M3-B | 3/8" - 18 NPTF | brass | 4.24 | 1.75 | 44.5 | 0.79 | 20.1 | 11/16" | 0.07 | 10 | 100 |
| 1/4" | D2M3-S | 3/8" - 18 NPTF | 303 stainless | 11.74 | 1.75 | 44.5 | 0.79 | 20.1 | 11/16" | 0.08 | 10 | 100 |
| 1/4" | D2BM3 | 3/8" - 19 BSPT | steel | 3.37 | 1.75 | 44.5 | 0.79 | 20.1 | 11/16" | 0.07 | 10 | 100 |
| 3/8" | D3M2 | 1/4" - 18 NPTF | steel | 3.33 | 1.81 | 46.0 | 0.79 | 20.1 | 11/16" | 0.08 | 10 | 50 |
| 3/8" | D3M3 | 3/8" - 18 NPTF | steel | 3.28 | 1.87 | 47.5 | 0.79 | 20.1 | 11/16" | 0.09 | 10 | 50 |
| 3/8" | D3M3-B | 3/8" - 18 NPTF | brass | 5.46 | 1.87 | 47.5 | 0.79 | 20.1 | 11/16" | 0.09 | 10 | 50 |
| 3/8" | D3M3-S | 3/8" - 18 NPTF | 303 stainless | 17.47 | 1.87 | 47.5 | 0.79 | 20.1 | 11/16" | 0.09 | 10 | 50 |
| 3/8" | D3BM3 | 3/8" - 19 BSPT | steel | 4.59 | 1.87 | 47.5 | 0.79 | 20.1 | 11/16" | 0.09 | 10 | 50 |
| 3/8" | D3M4 | 1/2" - 14 NPTF | steel | 6.55 | 2.03 | 51.6 | 1.01 | 25.7 | 7/8" | 0.15 | 10 | 50 |
| 1/2" | D4M2 | 1/4" - 18 NPTF | steel | 6.50 | 2.13 | 54.1 | 0.79 | 20.1 | 11/16" | 0.14 | 10 | 50 |
| 1/2" | D4M3 | 3/8" - 18 NPTF | steel | 5.35 | 2.19 | 55.6 | 0.79 | 20.1 | 11/16" | 0.16 | 10 | 50 |
| 1/2" | D4M4 | 1/2" - 14 NPTF | steel | 5.46 | 2.34 | 59.4 | 1.01 | 25.7 | 7/8" | 0.16 | 10 | 50 |
| 1/2" | D4M4-B | 1/2" - 14 NPTF | brass | 8.59 | 2.34 | 59.4 | 1.01 | 25.7 | 7/8" | 0.18 | 10 | 50 |
| 1/2" | D4M4-S | 1/2" - 14 NPTF | 303 stainless | 26.75 | 2.34 | 59.4 | 1.01 | 25.7 | 7/8" | 0.16 | 10 | 50 |
| 1/2" | D4BM4 | 1/2" - 14 BSPT | steel | 7.04 | 2.34 | 59.4 | 1.01 | 25.7 | 7/8" | 0.16 | 10 | 50 |
| 1/2" | D4M6 | 3/4" - 14 NPTF | steel | 10.04 | 2.50 | 63.5 | 1.23 | 31.2 | 1-1/16" | 0.24 | 10 | 50 |
| 1/2" | D4M6-B | 3/4" - 14 NPTF | brass | 12.36 | 2.50 | 63.5 | 1.23 | 31.2 | 1-1/16" | 0.24 | 10 | 50 |
| 3/4" | D6M4 | 1/2" - 14 NPTF | steel | 12.64 | 2.38 | 60.5 | 1.52 | 38.6 | 1-5/16" | 0.22 | 5 | 20 |
| 3/4" | D6M6 | 3/4" - 14 NPTF | steel | 12.64 | 2.38 | 60.5 | 1.52 | 38.6 | 1-5/16" | 0.25 | 5 | 20 |
| 3/4" | D6M8 | 1" - 11 1/2 NPTF | steel | 14.05 | 2.56 | 65.0 | 1.80 | 45.7 | 1-9/16" | 0.26 | 5 | 20 |

DF-Series Pneumatic Couplings




| Body Size | D-Series Automatic Industrial Interchange Coupler (Standard Hose Barb) | | | | | | | | | | | |
|-----------|--|---------|---------------|------------|--------|------|------------|------|----------|-----------|-------------|-----|
| | Part Detail | | | List Price | Length | | Maximum OD | | Hex Inch | Weight Lb | Package Qty | |
| | Part Number | Hose ID | Material | | Inch | mm | Inch | mm | | | Bag | Box |
| 1/4" | 2DS2-B | 1/4" | brass | \$12.56 | 2.90 | 73.7 | 0.98 | 24.9 | 11/16" | 0.27 | 10 | 100 |
| 1/4" | 2DS2-S | 1/4" | 303 stainless | 70.79 | 2.90 | 73.7 | 0.98 | 24.9 | 11/16" | 0.27 | 10 | 100 |
| 1/4" | 2DS3-B | 3/8" | brass | 14.52 | 2.90 | 73.7 | 0.98 | 24.9 | 11/16" | 0.27 | 10 | 100 |
| 1/4" | 2DS3-S | 3/8" | 303 stainless | 76.40 | 2.90 | 73.7 | 0.98 | 24.9 | 11/16" | 0.28 | 10 | 100 |
| 3/8" | 3DS2-B | 1/4" | brass | 26.20 | 3.00 | 76.2 | 1.18 | 30.0 | 7/8" | 0.37 | 10 | 50 |
| 3/8" | 3DS3-B | 3/8" | brass | 22.93 | 3.00 | 76.2 | 1.18 | 30.0 | 7/8" | 0.39 | 10 | 50 |
| 3/8" | 3DS3-S | 3/8" | 303 stainless | 94.38 | 3.00 | 76.2 | 1.18 | 30.0 | 7/8" | 0.39 | 10 | 50 |
| 3/8" | 3DS4-B | 1/2" | brass | 27.30 | 3.00 | 76.2 | 1.18 | 30.0 | 7/8" | 0.41 | 10 | 50 |
| 1/2" | 4DS3-B | 3/8" | brass | 33.25 | 3.51 | 89.2 | 1.34 | 34.0 | 1-1/16" | 0.56 | 5 | 30 |
| 1/2" | 4DS4-B | 1/2" | brass | 33.71 | 3.51 | 89.2 | 1.34 | 34.0 | 1-1/16" | 0.59 | 5 | 30 |
| 1/2" | 4DS4-S | 1/2" | 303 stainless | 111.21 | 3.51 | 89.2 | 1.34 | 34.0 | 1-1/16" | 0.59 | 5 | 30 |
| 1/2" | 4DS6-B | 3/4" | brass | 34.02 | 3.51 | 89.2 | 1.34 | 34.0 | 1-1/16" | 0.65 | 5 | 30 |
| 3/4" | 6DS4-B | 1/2" | brass | 55.61 | 3.00 | 76.2 | 1.73 | 43.9 | 1-5/16" | 0.90 | - | 20 |
| 3/4" | 6DS6-B | 3/4" | brass | 56.21 | 3.00 | 76.2 | 1.73 | 43.9 | 1-5/16" | 0.93 | - | 20 |
| 3/4" | 6DS8-B | 1" | brass | 56.34 | 3.24 | 82.3 | 1.73 | 43.9 | 1-5/16" | 1.03 | - | 20 |

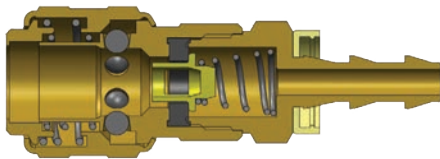


| Body Size | F-Series Manual Industrial Interchange Coupler (Standard Hose Barb) | | | | | | | | | | | |
|-----------|---|---------|---------------|------------|--------|------|------------|------|----------|-----------|-------------|-----|
| | Part Detail | | | List Price | Length | | Maximum OD | | Hex Inch | Weight Lb | Package Qty | |
| | Part Number | Hose ID | Material | | Inch | mm | Inch | mm | | | Bag | Box |
| 1/4" | 2FS2 | 1/4" | steel | \$11.11 | 2.53 | 64.3 | 0.88 | 22.4 | 3/4" | 0.18 | 10 | 100 |
| 1/4" | 2FS2-B | 1/4" | brass | 10.50 | 2.53 | 64.3 | 0.88 | 22.4 | 3/4" | 0.18 | 10 | 100 |
| 1/4" | 2FS2-S | 1/4" | 303 stainless | 52.41 | 2.53 | 64.3 | 0.88 | 22.4 | 3/4" | 0.18 | 10 | 100 |
| 1/4" | 2FS2.5-B | 5/16" | brass | 10.81 | 2.53 | 64.3 | 0.88 | 22.4 | 3/4" | 0.18 | 10 | 100 |
| 1/4" | 2FS3-B | 3/8" | brass | 10.61 | 2.53 | 64.3 | 0.88 | 22.4 | 3/4" | 0.18 | 10 | 100 |
| 1/4" | 2FS3-S | 3/8" | 303 stainless | 61.14 | 2.53 | 64.3 | 0.88 | 22.4 | 3/4" | 0.19 | 10 | 100 |
| 3/8" | 3FS2 | 1/4" | steel | 24.50 | 2.86 | 72.6 | 1.06 | 26.9 | 7/8" | 0.27 | 10 | 50 |
| 3/8" | 3FS3 | 3/8" | steel | 19.93 | 2.86 | 72.6 | 1.06 | 26.9 | 7/8" | 0.27 | 10 | 50 |
| 3/8" | 3FS3-S | 3/8" | 303 stainless | 80.79 | 2.86 | 72.6 | 1.06 | 26.9 | 7/8" | 0.28 | 10 | 50 |
| 3/8" | 3FS4 | 1/2" | steel | 24.18 | 2.86 | 72.6 | 1.06 | 26.9 | 7/8" | 0.28 | 10 | 50 |
| 1/2" | 4FS3 | 3/8" | steel | 27.73 | 3.49 | 88.6 | 1.19 | 30.2 | 1" | 0.41 | 5 | 30 |
| 1/2" | 4FS4 | 1/2" | steel | 25.66 | 3.49 | 88.6 | 1.19 | 30.2 | 1" | 0.43 | 5 | 30 |
| 1/2" | 4FS4-S | 1/2" | 303 stainless | 104.04 | 3.49 | 88.6 | 1.19 | 30.2 | 1" | 0.43 | 5 | 30 |
| 1/2" | 4FS6 | 3/4" | steel | 28.50 | 3.49 | 88.6 | 1.19 | 30.2 | 1" | 0.48 | 5 | 30 |

DF-Series Pneumatic Couplings





| Body Size | DF-Series Industrial Interchange Nipple (Standard Hose Barb) | | | | | | | | | | | |
|-----------|--|---------|---------------|------------|--------|------|------------|------|----------|-----------|-------------|-----|
| | Part Detail | | | List Price | Length | | Maximum OD | | Hex Inch | Weight Lb | Package Qty | |
| | Part Number | Hose ID | Material | | Inch | mm | Inch | mm | | | Bag | Box |
| 1/4" | D2S2 | 1/4" | steel | \$3.48 | 2.09 | 53.1 | 0.56 | 14.2 | - | 0.04 | 10 | 100 |
| 1/4" | D2S2-B | 1/4" | brass | 3.66 | 2.09 | 53.1 | 0.56 | 14.2 | - | 0.05 | 10 | 100 |
| 1/4" | D2S2-S | 1/4" | 303 stainless | 11.14 | 2.09 | 53.1 | 0.56 | 14.2 | - | 0.05 | 10 | 100 |
| 1/4" | D2S2.5 | 5/16" | steel | 3.58 | 2.09 | 53.1 | 0.56 | 14.2 | - | 0.04 | 10 | 100 |
| 1/4" | D2S3 | 3/8" | steel | 3.81 | 2.09 | 53.1 | 0.56 | 14.2 | - | 0.05 | 10 | 100 |
| 1/4" | D2S3-B | 3/8" | brass | 4.32 | 2.09 | 53.1 | 0.56 | 14.2 | - | 0.05 | 10 | 100 |
| 1/4" | D2S3-S | 3/8" | 303 stainless | 12.28 | 2.09 | 53.1 | 0.56 | 14.2 | - | 0.05 | 10 | 100 |
| 3/8" | D3S2 | 1/4" | steel | 6.55 | 2.21 | 56.1 | 0.75 | 19.1 | - | 0.06 | 10 | 50 |
| 3/8" | D3S3 | 3/8" | steel | 5.08 | 2.21 | 56.1 | 0.75 | 19.1 | - | 0.07 | 10 | 50 |
| 3/8" | D3S3-B | 3/8" | brass | 8.38 | 2.21 | 56.1 | 0.75 | 19.1 | - | 0.08 | 10 | 50 |
| 3/8" | D3S3-S | 3/8" | 303 stainless | 18.01 | 2.21 | 56.1 | 0.75 | 19.1 | - | 0.08 | 10 | 50 |
| 3/8" | D3S4 | 1/2" | steel | 7.10 | 2.21 | 56.1 | 0.75 | 19.1 | - | 0.08 | 10 | 50 |
| 1/2" | D4S3 | 3/8" | steel | 7.10 | 2.53 | 64.3 | 0.75 | 19.1 | - | 0.10 | 10 | 50 |
| 1/2" | D4S3-B | 3/8" | brass | 9.02 | 2.53 | 64.3 | 0.75 | 19.1 | - | 0.11 | 10 | 50 |
| 1/2" | D4S4 | 1/2" | steel | 6.55 | 2.53 | 64.3 | 0.75 | 19.1 | - | 0.12 | 10 | 50 |
| 1/2" | D4S4-B | 1/2" | brass | 9.02 | 2.53 | 64.3 | 0.75 | 19.1 | - | 0.12 | 10 | 50 |
| 1/2" | D4S4-S | 1/2" | 303 stainless | 26.75 | 2.53 | 64.3 | 0.75 | 19.1 | - | 0.12 | 10 | 50 |
| 1/2" | D4S6 | 3/4" | steel | 10.65 | 2.53 | 64.3 | 0.94 | 23.9 | - | 0.18 | 10 | 50 |
| 1/2" | D4S6-B | 3/4" | brass | 13.79 | 2.53 | 64.3 | 0.94 | 23.9 | - | 0.18 | 10 | 50 |
| 3/4" | D6S4 | 1/2" | steel | 18.54 | 3.49 | 88.7 | 1.52 | 38.6 | - | 0.19 | 5 | 20 |
| 3/4" | D6S6 | 3/4" | steel | 18.54 | 3.49 | 88.7 | 1.52 | 38.6 | - | 0.23 | 5 | 20 |
| 3/4" | D6S8 | 1" | steel | 22.47 | 3.49 | 88.7 | 1.52 | 38.6 | - | 0.36 | 5 | 20 |




| Body Size | D-Series Automatic Industrial Interchange Coupler (Push-Loc Barb) | | | | | | | | | | | |
|-----------|---|---------|----------|------------|--------|------|------------|------|----------|-----------|-------------|-----|
| | Part Detail | | | List Price | Length | | Maximum OD | | Hex Inch | Weight Lb | Package Qty | |
| | Part Number | Hose ID | Material | | Inch | mm | Inch | mm | | | Bag | Box |
| 1/4" | 2DB2-B | 1/4" | brass | \$13.32 | 2.76 | 70.1 | 0.98 | 24.9 | 11/16" | 0.27 | 10 | 100 |
| 1/4" | 2DB3-B | 3/8" | brass | 15.29 | 2.77 | 70.4 | 0.98 | 24.9 | 11/16" | 0.29 | 10 | 100 |
| 3/8" | 3DB3-B | 3/8" | brass | 27.84 | 2.82 | 71.7 | 1.18 | 30.0 | 7/8" | 0.40 | 10 | 50 |
| 1/2" | 4DB4-B | 1/2" | brass | 32.75 | 3.31 | 84.1 | 1.34 | 34.0 | 1-1/16" | 0.56 | 5 | 30 |


DF-Series Pneumatic Couplings





| Body Size | F-Series Manual Industrial Interchange Coupler (Push-Loc Barb) | | | | | | | | | | | |
|-----------|--|---------|----------|----------------|--------|------|------------|------|----------|-----------|-------------|-----|
| | Part Detail | | | List Price | Length | | Maximum OD | | Hex Inch | Weight Lb | Package Qty | |
| | Part Number | Hose ID | Material | | Inch | mm | Inch | mm | | | Bag | Box |
| 1/4" | 2FB2-B | 1/4" | brass | \$10.50 | 2.49 | 63.2 | 0.88 | 22.4 | 3/4" | 0.18 | 10 | 100 |
| 1/4" | 2FB3-B | 3/8" | brass | 10.61 | 2.49 | 63.2 | 0.88 | 22.4 | 3/4" | 0.19 | 10 | 100 |
| 3/8" | 3FB2 | 1/4" | steel | 24.50 | 2.80 | 71.1 | 1.06 | 26.9 | 7/8" | 0.25 | 10 | 50 |
| 3/8" | 3FB3 | 3/8" | steel | 24.28 | 2.80 | 71.1 | 1.06 | 26.9 | 7/8" | 0.27 | 10 | 50 |
| 3/8" | 3FB4 | 1/2" | steel | 24.85 | 2.80 | 71.1 | 1.06 | 26.9 | 7/8" | 0.28 | 10 | 50 |
| 1/2" | 4FB3 | 3/8" | steel | 30.57 | 3.40 | 86.4 | 1.19 | 30.2 | 1" | 0.40 | 5 | 30 |
| 1/2" | 4FB4 | 1/2" | steel | 29.75 | 3.40 | 86.4 | 1.19 | 30.2 | 1" | 0.43 | 5 | 30 |



| Body Size | DF-Series Industrial Interchange Nipple (Push-Loc Barb) | | | | | | | | | | | |
|-----------|---|---------|----------|---------------|--------|------|------------|------|----------|-----------|-------------|-----|
| | Part Detail | | | List Price | Length | | Maximum OD | | Hex Inch | Weight Lb | Package Qty | |
| | Part Number | Hose ID | Material | | Inch | mm | Inch | mm | | | Bag | Box |
| 1/4" | D2B2 | 1/4" | steel | \$3.48 | 2.09 | 53.1 | 0.69 | 17.5 | - | 0.04 | 10 | 100 |
| 1/4" | D2B2-B | 1/4" | brass | 2.07 | 2.09 | 53.1 | 0.69 | 17.5 | - | 0.04 | 10 | 100 |
| 1/4" | D2B3 | 3/8" | steel | 3.81 | 2.09 | 53.1 | 0.86 | 21.8 | - | 0.05 | 10 | 100 |
| 3/8" | D3B2 | 1/4" | steel | 7.10 | 2.21 | 56.1 | 0.75 | 19.1 | - | 0.06 | 10 | 50 |
| 3/8" | D3B3 | 3/8" | steel | 6.91 | 2.21 | 56.1 | 0.75 | 19.1 | - | 0.07 | 10 | 50 |
| 3/8" | D3B4 | 1/2" | steel | 7.42 | 2.35 | 59.7 | 0.75 | 19.1 | - | 0.09 | 10 | 50 |
| 1/2" | D4B4 | 1/2" | steel | 10.26 | 2.67 | 67.8 | 0.75 | 19.1 | - | 0.11 | 10 | 50 |
| 3/4" | D6B6 | 3/4" | steel | 21.84 | 2.99 | 75.9 | 1.00 | 25.4 | - | 0.23 | 5 | 20 |



| Body Size | DF-Series Industrial Interchange Coupler (Reusable Barb) | | | | | | | | | | | |
|-----------|--|---------------|----------|----------------|--------|------|------------|------|----------|-----------|-------------|-----|
| | Part Detail | | | List Price | Length | | Maximum OD | | Hex Inch | Weight Lb | Package Qty | |
| | Part Number | Hose ID x OD | Material | | Inch | mm | Inch | mm | | | Bag | Box |
| 1/4" | 2DE2-B | 1/4" x 1/2" | brass | \$19.00 | 2.69 | 68.3 | 0.98 | 24.9 | 11/16" | 0.38 | 10 | 100 |
| 1/4" | 2DH2-B | 1/4" x 5/8" | brass | 19.00 | 2.79 | 70.9 | 0.98 | 24.9 | 11/16" | 0.38 | 10 | 100 |
| 1/4" | 2DK3-B | 3/8" x 11/16" | brass | 21.18 | 2.79 | 70.9 | 0.98 | 24.9 | 11/16" | 0.39 | 10 | 100 |
| 1/4" | 2DL3-B | 3/8" x 3/4" | brass | 19.00 | 2.85 | 72.4 | 0.98 | 24.9 | 11/16" | 0.39 | 10 | 100 |



| Body Size | DF-Series Industrial Interchange Nipple (Reusable Barb) | | | | | | | | | | | |
|-----------|---|---------------|----------|---------------|--------|------|------------|------|----------|-----------|-------------|-----|
| | Part Detail | | | List Price | Length | | Maximum OD | | Hex Inch | Weight Lb | Package Qty | |
| | Part Number | Hose ID x OD | Material | | Inch | mm | Inch | mm | | | Bag | Box |
| 1/4" | D2E2 | 1/4" x 1/2" | steel | \$7.87 | 2.07 | 52.6 | 0.69 | 17.5 | 9/16" | 0.10 | 10 | 100 |
| 1/4" | D2H2 | 1/4" x 5/8" | steel | 7.87 | 2.16 | 54.9 | 0.81 | 20.6 | 9/16" | 0.10 | 10 | 100 |
| 1/4" | D2K3 | 3/8" x 11/16" | steel | 9.81 | 2.16 | 54.9 | 0.81 | 20.6 | 9/16" | 0.12 | 10 | 100 |
| 1/4" | D2L3 | 3/8" x 3/4" | steel | 10.20 | 2.18 | 55.4 | 0.95 | 24.1 | 9/16" | 0.12 | 10 | 100 |

DF-Series Pneumatic Couplings

Automatic Safety Exhausting Coupler Operation

The D-Series Automatic coupling has been performing reliably and safely for over 50-years. This amazing coupler is an inexpensive solution for automatically connecting pressurized air lines and is the only one-handed single-stage exhausting safety coupler available in the market today!

Most exhausting safety couplers are a two stage system that are expensive and difficult to operate. Why pay extra for safety? Use the D-Series Automatic Safety Exhausting Couplers, available in sizes ¼" to ¾".

1



To disconnect, begin by holding the hose on the nipple side with three of your fingers, leaving your thumb and index finger free.

2




Grab the sleeve with your thumb and index finger and begin to pull the sleeve towards the palm of your hand.

3



After pulling the sleeve, the nipple will move out of the coupler slightly. Continue to hold the hose and coupler sleeve until all air is fully exhausted.

4

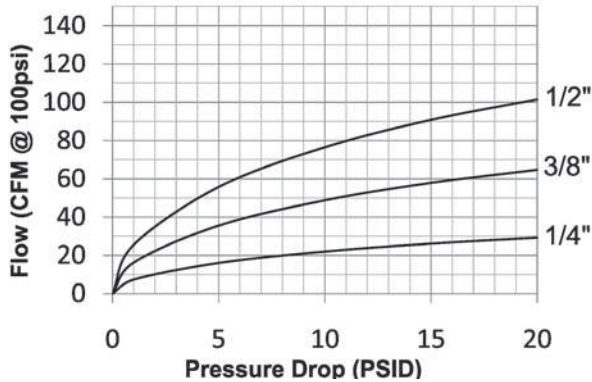


After the line is fully exhausted, you are able to safely separate the nipple from the coupler.

J-Series Pneumatic Couplings

Interchange Data:

- Truflate Automotive interchange style
- Parker 10-Series
- Rectus 55KM
- Tomco A2100/PT400



Materials:

- Machined components are manufactured using solid steel or brass bar stock.
- Stainless steel balls, retaining rings, and springs maximize corrosion resistance and extend service life.
- Steel componentry is plated using ROHS Compliant Trivalent Chrome.
- 1/4" couplers constructed of brass with steel sleeve and steel tubular valve as standard
- 3/8" and 1/2" couplers constructed of steel as standard with steel tubular valves.

Seal Components:

- Nitrile (Buna-N) seals are standard providing a temperature range of -40°F to +250°F (-40°C to +121°C).

Rated Pressure Chart:

| Body Size | J-Series Truflate Interchange (Connected) | | | | | | | | | | | | | | | |
|-----------|---|-----|--------|-----|--------------------|-----|--------|-----|--------------------|-----|--------|-------|----------------------------|-----|-------|-----|
| | Brass Coupler/Steel Plug | | | | Brass Coupler/Plug | | | | Steel Coupler/Plug | | | | 303 Stainless Coupler/Plug | | | |
| | Max. Working | | Burst | | Max. Working | | Burst | | Max. Working | | Burst | | Max. Working | | Burst | |
| | PSI | Bar | PSI | Bar | PSI | Bar | PSI | Bar | PSI | Bar | PSI | Bar | PSI | Bar | PSI | Bar |
| 1/4" | 500 | 35 | 11,500 | 793 | 300 | 20 | 10,500 | 724 | - | - | - | - | - | - | - | - |
| 3/8" | - | - | - | - | - | - | - | - | 500 | 35 | 18,000 | 1,241 | - | - | - | - |
| 1/2" | - | - | - | - | - | - | - | - | 500 | 35 | 10,000 | 690 | - | - | - | - |

Technical Specifications:



| Body Size | Interchange Standards | | | | Functional Parameters | | | | | |
|-----------|-----------------------|-----------------|-------------------------|---------------------|-----------------------|---------------|------------|---------------|------------------|--|
| | U.S. Military | U.S. Government | International Standards | ANSI/NFPA Standards | Locking Ball Quantity | Air Inclusion | Fluid Loss | Vacuum Rating | Flow ΔP = 15 PSI | |
| 1/4" | - | - | - | - | 6 | N/A | N/A | N/R | 26 CFM | |
| 3/8" | - | - | - | - | 6 | N/A | N/A | N/R | 58 CFM | |
| 1/2" | - | - | - | - | 6 | N/A | N/A | N/A | 91 CFM | |

List Price Seal Option Adders:


| Body Size | Seal Options | | | | Valve Options | | | | | | Sleeve Options | | | | | | Treatments | | | |
|-----------|--------------|--------|------|--------|---------------|---------|-------|--------|--------|--------|----------------|--------|-------------|--------|-------|--------|------------|--------|-----------|---------|
| | Viton® | | EPDM | | Unvalved | | Brass | | 303 SS | | Flanged | | Sleeve-Lock | | Brass | | 303 SS | | Oxy-Clean | |
| | Pre | Add \$ | Pre | Add \$ | Suf | Add \$ | Suf | Add \$ | Suf | Add \$ | Suf | Add \$ | Suf | Add \$ | Suf | Add \$ | Suf | Add \$ | Suf | Add \$ |
| 1/4" | F- | \$2.00 | P- | \$2.50 | -E | -\$0.65 | -BV | \$0.90 | -SV | \$0.90 | -FS | N/A | -LS | \$5.00 | -BS | \$2.60 | -XS | \$7.60 | -C1 | \$12.00 |
| 3/8" | F- | 3.10 | P- | N/A | -E | -2.70 | -BV | 2.90 | -SV | 2.90 | -FS | N/A | -LS | 6.00 | -BS | N/A | -XS | 15.50 | -C1 | 12.00 |
| 1/2" | F- | 4.40 | P- | N/A | -E | -3.00 | -BV | 3.50 | -SV | 3.50 | -FS | N/A | -LS | 7.50 | -BS | N/A | -XS | 20.00 | -C1 | 14.00 |
| 3/4" | F- | N/A | P- | N/A | -E | -3.80 | -BV | N/A | -SV | N/A | -FS | N/A | -LS | 8.90 | -BS | std. | -XS | N/A | -C1 | 16.00 |

Warning! Operating pressure for couplings utilizing hose barb end connections may be dramatically reduced to that of the hose rating and/or hose end connection combination. Consult hose manufacturer's catalog for hose end connection ratings. If in doubt, test under controlled conditions for suitability to application. Dixon Quick Coupling cannot assume liability for misapplication of production resulting in equipment down-time, lost production, and/or personal injury including death.

J-Series Pneumatic Couplings





| Body Size | J-Series Truflate Interchange Coupler (Female Threads) | | | | | | | | | | | |
|-----------|--|----------------|----------|----------------|--------|------|------------|------|----------|-----------|-------------|-----|
| | Part Detail | | | List Price | Length | | Maximum OD | | Hex Inch | Weight Lb | Package Qty | |
| | Part Number | Threads | Material | | Inch | mm | Inch | mm | | | Bag | Box |
| 1/4" | 2JF1-B | 1/8" - 27 NPTF | brass | \$10.40 | 1.83 | 46.5 | 0.88 | 22.4 | 3/4" | 0.19 | 10 | 100 |
| 1/4" | 2JF2-B | 1/4" - 18 NPTF | brass | 7.96 | 2.04 | 51.8 | 0.88 | 22.4 | 3/4" | 0.19 | 10 | 100 |
| 1/4" | 2JF3-B | 3/8" - 18 NPTF | brass | 10.40 | 2.14 | 54.4 | 0.88 | 22.4 | 13/16" | 0.20 | 10 | 100 |
| 3/8" | 3JF2 | 1/4" - 18 NPTF | steel | 21.84 | 2.25 | 57.2 | 1.06 | 26.9 | 7/8" | 0.30 | 10 | 50 |
| 3/8" | 3JF3 | 3/8" - 18 NPTF | steel | 16.92 | 2.48 | 63.0 | 1.06 | 26.9 | 7/8" | 0.29 | 10 | 50 |
| 3/8" | 3JF4 | 1/2" - 14 NPTF | steel | 25.66 | 2.61 | 66.3 | 1.06 | 26.9 | 1" | 0.46 | 10 | 50 |
| 1/2" | 4FF3 | 3/8" - 18 NPTF | steel | 28.93 | 2.85 | 72.5 | 1.24 | 31.4 | 1" | 0.46 | 5 | 30 |
| 1/2" | 4FF4 | 1/2" - 14 NPTF | steel | 21.40 | 3.06 | 77.8 | 1.24 | 31.4 | 1" | 0.56 | 5 | 30 |
| 1/2" | 4FF6 | 3/4" - 14 NPTF | steel | 29.48 | 3.15 | 79.9 | 1.24 | 31.4 | 1-3/16" | 0.63 | 5 | 30 |




| Body Size | J-Series Truflate Interchange Nipple (Female Threads) | | | | | | | | | | | |
|-----------|---|----------------|----------|---------------|--------|------|------------|------|----------|-----------|-------------|-----|
| | Part Detail | | | List Price | Length | | Maximum OD | | Hex Inch | Weight Lb | Package Qty | |
| | Part Number | Threads | Material | | Inch | mm | Inch | mm | | | Bag | Box |
| 1/4" | J2F1 | 1/8" - 27 NPTF | steel | \$3.22 | 1.34 | 34.0 | 0.65 | 16.5 | 9/16" | 0.05 | 10 | 100 |
| 1/4" | J2F2 | 1/4" - 18 NPTF | steel | 2.02 | 1.56 | 39.6 | 0.79 | 20.1 | 11/16" | 0.05 | 10 | 100 |
| 1/4" | J2F2-B | 1/4" - 18 NPTF | brass | 3.18 | 1.56 | 39.6 | 0.79 | 20.1 | 11/16" | 0.05 | 10 | 100 |
| 1/4" | J2F3 | 3/8" - 18 NPTF | steel | 3.38 | 1.56 | 39.6 | 1.01 | 25.7 | 7/8" | 0.07 | 10 | 100 |
| 3/8" | J3F2 | 1/4" - 18 NPTF | steel | 4.64 | 1.75 | 44.5 | 0.79 | 20.1 | 11/16" | 0.07 | 10 | 50 |
| 3/8" | J3F3 | 3/8" - 18 NPTF | steel | 4.04 | 1.75 | 44.5 | 1.01 | 25.7 | 7/8" | 0.10 | 10 | 50 |
| 3/8" | J3F4 | 1/2" - 14 NPTF | steel | 7.37 | 1.91 | 48.5 | 1.16 | 29.5 | 1" | 0.12 | 10 | 50 |
| 1/2" | J4F3 | 3/8" - 18 NPTF | steel | 7.10 | 2.11 | 53.6 | 1.01 | 25.7 | 7/8" | 0.13 | 10 | 50 |
| 1/2" | J4F4 | 1/2" - 14 NPTF | steel | 6.82 | 2.26 | 57.4 | 1.16 | 29.5 | 1" | 0.18 | 10 | 50 |
| 1/2" | J4F6 | 3/4" - 14 NPTF | steel | 12.01 | 2.31 | 58.7 | 1.37 | 34.8 | 1-3/16" | 0.26 | 10 | 50 |

J-Series Pneumatic Couplings


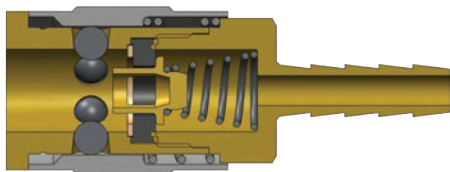


| Body Size | J-Series Truflate Interchange Coupler (Male Threads) | | | | | | | | | | | |
|-----------|--|----------------|----------|----------------|--------|------|------------|------|----------|-----------|-------------|-----|
| | Part Detail | | | List Price | Length | | Maximum OD | | Hex Inch | Weight Lb | Package Qty | |
| | Part Number | Threads | Material | | Inch | mm | Inch | mm | | | Bag | Box |
| 1/4" | 2JM1-B | 1/8" - 27 NPTF | brass | \$10.50 | 1.88 | 47.8 | 0.88 | 22.4 | 3/4" | 0.17 | 10 | 100 |
| 1/4" | 2JM2-B | 1/4" - 18 NPTF | brass | 7.96 | 2.047 | 52.0 | 0.88 | 22.4 | 3/4" | 0.18 | 10 | 100 |
| 1/4" | 2JM3-B | 3/8" - 18 NPTF | brass | 10.50 | 2.08 | 52.8 | 0.88 | 22.4 | 3/4" | 0.19 | 10 | 100 |
| 3/8" | 3JM2 | 1/4" - 18 NPTF | steel | 20.53 | 2.45 | 62.2 | 1.06 | 26.9 | 7/8" | 0.26 | 10 | 50 |
| 3/8" | 3JM3 | 3/8" - 18 NPTF | steel | 17.69 | 2.46 | 62.5 | 1.06 | 26.9 | 7/8" | 0.27 | 10 | 50 |
| 3/8" | 3JM4 | 1/2" - 14 NPTF | steel | 22.71 | 2.55 | 64.8 | 1.06 | 26.9 | 7/8" | 0.28 | 10 | 50 |
| 1/2" | 4FM3 | 3/8" - 18 NPTF | steel | 27.95 | 2.97 | 75.4 | 1.19 | 30.2 | 1" | 0.42 | 5 | 30 |
| 1/2" | 4FM4 | 1/2" - 14 NPTF | steel | 20.31 | 3.07 | 78.0 | 1.19 | 30.2 | 1" | 0.45 | 5 | 30 |
| 1/2" | 4FM6 | 3/4" - 14 NPTF | steel | 29.37 | 3.12 | 79.2 | 1.19 | 30.2 | 1-1/16" | 0.50 | 5 | 30 |




| Body Size | J-Series Truflate Interchange Nipple (Male Threads) | | | | | | | | | | | |
|-----------|---|----------------|----------|---------------|--------|------|------------|------|----------|-----------|-------------|-----|
| | Part Detail | | | List Price | Length | | Maximum OD | | Hex Inch | Weight Lb | Package Qty | |
| | Part Number | Threads | Material | | Inch | mm | Inch | mm | | | Bag | Box |
| 1/4" | J2M1 | 1/8" - 27 NPTF | steel | \$2.57 | 1.47 | 37.3 | 0.58 | 14.7 | 1/2" | 0.04 | 10 | 100 |
| 1/4" | J2M2 | 1/4" - 18 NPTF | steel | 1.97 | 1.59 | 40.4 | 0.65 | 16.5 | 9/16" | 0.05 | 10 | 100 |
| 1/4" | J2M2-B | 1/4" - 18 NPTF | brass | 2.23 | 1.59 | 40.4 | 0.65 | 16.5 | 9/16" | 0.06 | 10 | 100 |
| 1/4" | J2M3 | 3/8" - 18 NPTF | steel | 2.95 | 1.65 | 41.9 | 0.79 | 20.1 | 11/16" | 0.05 | 10 | 100 |
| 3/8" | J3M2 | 1/4" - 18 NPTF | steel | 3.33 | 1.78 | 45.2 | 0.79 | 20.1 | 11/16" | 0.08 | 10 | 50 |
| 3/8" | J3M3 | 3/8" - 18 NPTF | steel | 3.28 | 1.84 | 46.7 | 0.79 | 20.1 | 11/16" | 0.09 | 10 | 50 |
| 3/8" | J3M4 | 1/2" - 14 NPTF | steel | 6.55 | 2 | 50.8 | 1.01 | 25.7 | 7/8" | 0.12 | 10 | 50 |
| 1/2" | J4M3 | 3/8" - 18 NPTF | steel | 5.35 | 2.2 | 55.9 | 0.79 | 20.1 | 11/16" | 0.13 | 10 | 50 |
| 1/2" | J4M4 | 1/2" - 14 NPTF | steel | 5.46 | 2.35 | 59.7 | 1.01 | 25.7 | 7/8" | 0.17 | 10 | 50 |
| 1/2" | J4M6 | 3/4" - 14 NPTF | steel | 10.04 | 2.51 | 63.8 | 1.23 | 31.2 | 1-1/16" | 0.24 | 10 | 50 |

J-Series Pneumatic Couplings





| Body Size | J-Series Truflate Interchange Coupler (Standard Hose Barb) | | | | | | | | | | | |
|-----------|--|---------|----------|----------------|--------|------|------------|------|----------|-----------|-------------|-----|
| | Part Detail | | | List Price | Length | | Maximum OD | | Hex Inch | Weight Lb | Package Qty | |
| | Part Number | Hose ID | Material | | Inch | mm | Inch | mm | | | Bag | Box |
| 1/4" | 2JS2-B | 1/4" | brass | \$10.50 | 2.53 | 64.3 | 0.88 | 22.4 | 3/4" | 0.18 | 10 | 100 |
| 1/4" | 2JS3-B | 3/8" | brass | 10.61 | 2.53 | 64.3 | 0.88 | 22.4 | 3/4" | 0.18 | 10 | 100 |
| 3/8" | 3JS2 | 1/4" | steel | 24.50 | 2.86 | 72.6 | 1.06 | 26.9 | 7/8" | 0.27 | 10 | 50 |
| 3/8" | 3JS3 | 3/8" | steel | 19.93 | 2.86 | 72.6 | 1.06 | 26.9 | 7/8" | 0.26 | 10 | 50 |
| 3/8" | 3JS4 | 1/2" | steel | 24.18 | 2.86 | 72.6 | 1.06 | 26.9 | 7/8" | 0.27 | 10 | 50 |
| 1/2" | 4FS3 | 3/8" | steel | 27.73 | 3.49 | 88.6 | 1.19 | 30.2 | 1" | 0.41 | 5 | 30 |
| 1/2" | 4FS4 | 1/2" | steel | 25.66 | 3.49 | 88.6 | 1.19 | 30.2 | 1" | 0.43 | 5 | 30 |
| 1/2" | 4FS6 | 3/4" | steel | 28.50 | 3.49 | 88.6 | 1.19 | 30.2 | 1" | 0.48 | 5 | 30 |





| Body Size | J-Series Truflate Interchange Nipple (Standard Hose Barb) | | | | | | | | | | | |
|-----------|---|---------|----------|---------------|--------|------|------------|------|----------|-----------|-------------|-----|
| | Part Detail | | | List Price | Length | | Maximum OD | | Hex Inch | Weight Lb | Package Qty | |
| | Part Number | Hose ID | Material | | Inch | mm | Inch | mm | | | Bag | Box |
| 1/4" | J2S2 | 1/4" | steel | \$3.48 | 1.99 | 50.5 | 0.56 | 14.2 | - | 0.04 | 10 | 100 |
| 1/4" | J2S3 | 3/8" | steel | 3.81 | 1.99 | 50.5 | 0.56 | 14.2 | - | 0.05 | 10 | 100 |
| 3/8" | J3S2 | 1/4" | steel | 6.55 | 2.18 | 55.4 | 0.75 | 19.1 | - | 0.08 | 10 | 50 |
| 3/8" | J3S3 | 3/8" | steel | 5.08 | 2.18 | 55.4 | 0.75 | 19.1 | - | 0.07 | 10 | 50 |
| 3/8" | J3S4 | 1/2" | steel | 7.10 | 2.18 | 55.4 | 0.75 | 19.1 | - | 0.10 | 10 | 50 |
| 1/2" | J4S3 | 3/8" | steel | 7.10 | 2.54 | 64.5 | 0.75 | 19.1 | - | 0.08 | 10 | 50 |
| 1/2" | J4S4 | 1/2" | steel | 6.55 | 2.54 | 64.5 | 0.75 | 19.1 | - | 0.11 | 10 | 50 |
| 1/2" | J4S6 | 3/4" | steel | 10.65 | 2.54 | 64.5 | 0.94 | 23.9 | - | 0.18 | 10 | 50 |

J-Series Pneumatic Couplings

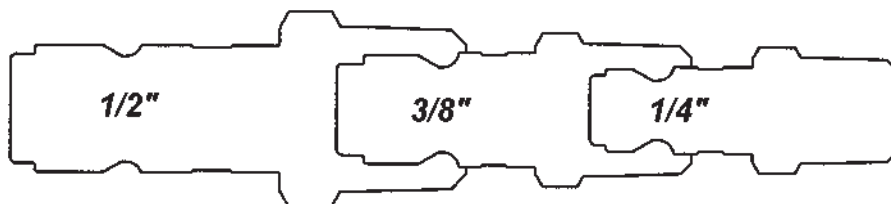


| Body Size | J-Series Truflate Interchange Coupler (Push-Loc Barb) | | | | | | | | | | | |
|-----------|---|---------|----------|------------|--------|------|------------|------|----------|-----------|-------------|-----|
| | Part Detail | | | List Price | Length | | Maximum OD | | Hex Inch | Weight Lb | Package Qty | |
| | Part Number | Hose ID | Material | | Inch | mm | Inch | mm | | | Bag | Box |
| 1/4" | 2JB2-B | 1/4" | brass | \$10.50 | 2.37 | 60.2 | 0.88 | 22.4 | 3/4" | 0.19 | 10 | 100 |
| 1/4" | 2JB3-B | 3/8" | brass | 10.61 | 2.49 | 63.2 | 0.88 | 22.4 | 3/4" | 0.18 | 10 | 100 |
| 3/8" | 3JB2 | 1/4" | steel | 24.50 | 2.8 | 71.1 | 1.06 | 26.9 | 7/8" | 0.25 | 10 | 50 |
| 3/8" | 3JB3 | 3/8" | steel | 24.28 | 2.8 | 71.1 | 1.06 | 26.9 | 7/8" | 0.27 | 10 | 50 |
| 3/8" | 3JB4 | 1/2" | steel | 24.85 | 2.8 | 71.1 | 1.06 | 26.9 | 7/8" | 0.28 | 10 | 50 |
| 1/2" | 4FB3 | 3/8" | steel | 30.57 | 3.4 | 86.4 | 1.19 | 30.2 | 1" | 0.40 | 5 | 30 |
| 1/2" | 4FB4 | 1/2" | steel | 29.75 | 3.4 | 86.4 | 1.19 | 30.2 | 1" | 0.43 | 5 | 30 |



| Body Size | J-Series Truflate Interchange Nipple (Push-Loc Barb) | | | | | | | | | | | |
|-----------|--|---------|----------|------------|--------|------|------------|------|----------|-----------|-------------|-----|
| | Part Detail | | | List Price | Length | | Maximum OD | | Hex Inch | Weight Lb | Package Qty | |
| | Part Number | Hose ID | Material | | Inch | mm | Inch | mm | | | Bag | Box |
| 1/4" | J2B2 | 1/4" | steel | \$3.48 | 2.09 | 53.1 | 0.69 | 17.5 | - | 0.04 | 10 | 100 |
| 1/4" | J2B3 | 3/8" | steel | 3.81 | 2.09 | 53.1 | 0.86 | 21.8 | - | 0.05 | 10 | 100 |
| 3/8" | J3B3 | 3/8" | steel | 6.91 | 2.21 | 56.1 | 0.75 | 19.1 | - | 0.08 | 10 | 50 |
| 1/2" | J4B4 | 1/2" | steel | 10.26 | 2.67 | 67.8 | 0.75 | 19.1 | - | 0.11 | 10 | 50 |

J Series Profile



M-Series Pneumatic Couplings

Interchange Data:

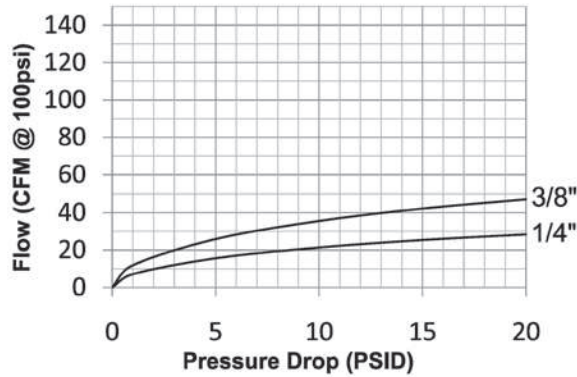
- ARO 210 (1/4") and ARO 310 (3/8") Interchange
- Automatic Couplings Interchange with ARO 210/310 and Hansen Series 210/310
- Manual Couplings Interchange with Parker 50-Series and Amflow Type 'B'

Materials:

- Machined components are manufactured using solid steel or brass bar stock.
- Stainless steel balls, retaining rings, pins and springs maximize corrosion resistance and extend service life.
- Steel componentry is plated using ROHS Compliant Trivalent Chrome.
- Automatic couplers constructed of steel.
- Manual couplers constructed of brass.

Seal Components:

- Nitrile (Buna-N) seals are standard providing a temperature range of -40°F to +250°F (-40°C to +121°C).


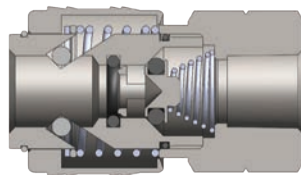


Rated Pressure Chart:

| Body Size | M-Series ARO Interchange (Connected) | | | | | | | | | | | | | | | |
|-----------|--------------------------------------|-----|-------|-----|-------------------------|-----|-------|-----|---------------------------|-----|--------|-----|---------------------------|-----|--------|-----|
| | Auto Coupler/Steel Plug | | | | Auto Coupler/Brass Plug | | | | Manual Coupler/Steel Plug | | | | Manual Coupler/Brass Plug | | | |
| | Max. Working | | Burst | | Max. Working | | Burst | | Max. Working | | Burst | | Max. Working | | Burst | |
| | PSI | Bar | PSI | Bar | PSI | Bar | PSI | Bar | PSI | Bar | PSI | Bar | PSI | Bar | PSI | Bar |
| 1/4" | 300 | 20 | 2,600 | 179 | 300 | 20 | 5,000 | 345 | 300 | 20 | 12,400 | 855 | 300 | 20 | 12,700 | 876 |
| 3/8" | 300 | 20 | 3,300 | 228 | - | - | - | - | - | - | - | - | - | - | - | - |



Technical Specifications:

| Body Size | Interchange Standards | | | | Functional Parameters | | | | |
|-----------|-----------------------|-----------------|-------------------------|---------------------|-----------------------|---------------|------------|---------------|------------------|
| | U.S. Military | U.S. Government | International Standards | ANSI/NFPA Standards | Locking Mechanism | Air Inclusion | Fluid Loss | Vacuum Rating | Flow ΔP = 15 PSI |
| 1/4" | - | - | - | - | Manual - 4 Ball | N/A | N/A | N/R | 25 CFM |
| 1/4" | - | - | - | - | Auto - Pins | N/A | N/A | N/R | 22 CFM |
| 3/8" | - | - | - | - | Auto - Pins | N/A | N/A | N/R | 42 CFM |




| Body Size | M-Series Automatic ARO Interchange Coupler (Female Threads) | | | | | | | | | | | |
|-----------|---|---------------|----------|------------|--------|------|------------|------|----------|-----------|-------------|-----|
| | Part Detail | | | List Price | Length | | Maximum OD | | Hex Inch | Weight Lb | Package Qty | |
| | Part Number | Threads | Material | | Inch | mm | Inch | mm | | | Bag | Box |
| 1/4" | 2MF2-PL | 1/4" - 18 NPT | steel | \$12.36 | 1.72 | 43.6 | 1.06 | 27.0 | 13/16" | 0.28 | 10 | 100 |
| 1/4" | 2MF3-PL | 3/8" - 18 NPT | steel | 14.89 | 1.72 | 43.6 | 1.06 | 27.0 | 13/16" | 0.28 | 10 | 100 |
| 3/8" | 3MF3-PL | 3/8" - 18 NPT | steel | 18.82 | 1.93 | 49.0 | 1.26 | 32.0 | 1-1/16" | 0.43 | 10 | 50 |

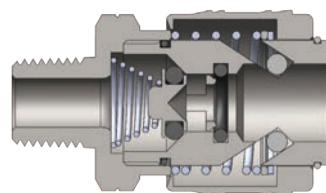

M-Series Pneumatic Couplings



| Body Size | M-Series Manual ARO Interchange Coupler (Female Threads) | | | | | | | | | | | |
|-----------|--|---------------|----------|------------|--------|------|------------|------|----------|-----------|-------------|-----|
| | Part Detail | | | List Price | Length | | Maximum OD | | Hex Inch | Weight Lb | Package Qty | |
| | Part Number | Threads | Material | | Inch | mm | Inch | mm | | | Bag | Box |
| 1/4" | 2MF2-B | 1/4" - 18 NPT | brass | \$10.32 | 1.97 | 50.0 | 0.87 | 22.0 | 3/4" | 0.20 | 10 | 100 |
| 1/4" | 2MF3-B | 3/8" - 18 NPT | brass | 12.23 | 2.05 | 52.0 | 0.87 | 22.0 | 13/16" | 0.20 | 10 | 100 |



| Body Size | M-Series ARO Interchange Nipple (Female Threads) | | | | | | | | | | | |
|-----------|--|----------------|----------|------------|--------|------|------------|------|----------|-----------|-------------|-----|
| | Part Detail | | | List Price | Length | | Maximum OD | | Hex Inch | Weight Lb | Package Qty | |
| | Part Number | Threads | Material | | Inch | mm | Inch | mm | | | Bag | Box |
| 1/4" | M2F2 | 1/4" - 18 NPTF | steel | \$2.08 | 1.57 | 39.9 | 0.79 | 20.1 | 11/16" | 0.04 | 10 | 100 |
| 1/4" | M2F2-B | 1/4" - 18 NPTF | brass | 2.18 | 1.57 | 39.9 | 0.79 | 20.1 | 11/16" | 0.04 | 10 | 100 |
| 1/4" | M2F3 | 3/8" - 18 NPTF | steel | 4.94 | 1.57 | 39.9 | 1.01 | 25.7 | 7/8" | 0.06 | 10 | 100 |
| 3/8" | M3F3 | 3/8" - 18 NPTF | steel | 5.96 | 1.82 | 46.2 | 1.01 | 25.7 | 7/8" | 0.10 | 10 | 50 |





| Body Size | M-Series Automatic ARO Interchange Coupler (Male Threads) | | | | | | | | | | | |
|-----------|---|---------------|----------|------------|--------|------|------------|------|----------|-----------|-------------|-----|
| | Part Detail | | | List Price | Length | | Maximum OD | | Hex Inch | Weight Lb | Package Qty | |
| | Part Number | Threads | Material | | Inch | mm | Inch | mm | | | Bag | Box |
| 1/4" | 2MM2-PL | 1/4" - 18 NPT | steel | \$12.36 | 1.70 | 43.2 | 1.06 | 27.0 | 13/16" | 0.28 | 10 | 100 |
| 1/4" | 2MM3-PL | 3/8" - 18 NPT | steel | 14.89 | 1.80 | 45.6 | 1.06 | 27.0 | 13/16" | 0.28 | 10 | 100 |
| 3/8" | 3MM3-PL | 3/8" - 18 NPT | steel | 18.82 | 1.89 | 48.0 | 1.26 | 32.0 | 1-1/16" | 0.43 | 10 | 50 |


M Series Profile





M-Series Pneumatic Couplings



| Body Size | M-Series Manual ARO Interchange Coupler (Male Threads) | | | | | | | | | | | |
|-----------|--|---------------|----------|------------|--------|------|------------|------|----------|-----------|-------------|-----|
| | Part Detail | | | List Price | Length | | Maximum OD | | Hex Inch | Weight Lb | Package Qty | |
| | Part Number | Threads | Material | | Inch | mm | Inch | mm | | | Bag | Box |
| 1/4" | 2MM2-B | 1/4" - 18 NPT | brass | \$10.32 | 2.13 | 54.0 | 0.87 | 22.0 | 3/4" | 0.19 | 10 | 100 |
| 1/4" | 2MM3-B | 3/8" - 18 NPT | brass | 12.23 | 2.13 | 54.0 | 0.87 | 22.0 | 13/16" | 0.20 | 10 | 100 |

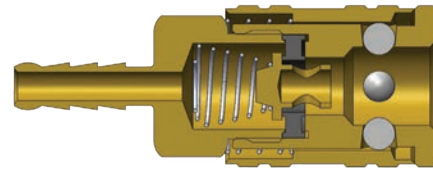



| Body Size | M-Series ARO Interchange Nipple (Male Threads) | | | | | | | | | | | |
|-----------|--|----------------|----------|------------|--------|------|------------|------|----------|-----------|-------------|-----|
| | Part Detail | | | List Price | Length | | Maximum OD | | Hex Inch | Weight Lb | Package Qty | |
| | Part Number | Threads | Material | | Inch | mm | Inch | mm | | | Bag | Box |
| 1/4" | M2M1 | 1/8" - 27 NPTF | steel | \$3.09 | 1.48 | 37.6 | 0.58 | 14.7 | 1/2" | 0.04 | 10 | 100 |
| 1/4" | M2M2 | 1/4" - 18 NPTF | steel | 2.02 | 1.60 | 40.6 | 0.65 | 16.5 | 9/16" | 0.05 | 10 | 100 |
| 1/4" | M2M2-B | 1/4" - 18 NPTF | brass | 2.07 | 1.60 | 40.6 | 0.65 | 16.5 | 9/16" | 0.05 | 10 | 100 |
| 1/4" | M2M3 | 3/8" - 18 NPTF | steel | 4.21 | 1.80 | 45.7 | 0.79 | 20.1 | 11/16" | 0.06 | 10 | 100 |
| 3/8" | M3M3 | 3/8" - 18 NPTF | steel | 5.62 | 1.91 | 48.5 | 0.79 | 20.1 | 11/16" | 0.10 | 10 | 50 |





| Body Size | M-Series Automatic ARO Interchange Coupler (Standard Hose Barb) | | | | | | | | | | | |
|-----------|---|---------|----------|------------|--------|------|------------|------|----------|-----------|-------------|-----|
| | Part Detail | | | List Price | Length | | Maximum OD | | Hex Inch | Weight Lb | Package Qty | |
| | Part Number | Hose ID | Material | | Inch | mm | Inch | mm | | | Bag | Box |
| 1/4" | 2MS2-PL | 1/4" | steel | \$14.30 | 1.91 | 48.6 | 1.06 | 27.0 | 13/16" | 0.28 | 10 | 100 |
| 1/4" | 2MS2.5-PL | 5/16" | steel | 14.30 | 2.33 | 59.1 | 1.06 | 27.0 | 13/16" | 0.28 | 10 | 100 |
| 1/4" | 2MS3-PL | 3/8" | steel | 15.38 | 2.50 | 63.6 | 1.06 | 27.0 | 13/16" | 0.30 | 10 | 100 |
| 3/8" | 3MS3-PL | 3/8" | steel | 16.97 | 2.60 | 66.0 | 1.26 | 32.0 | 1-1/16" | 0.43 | 10 | 50 |

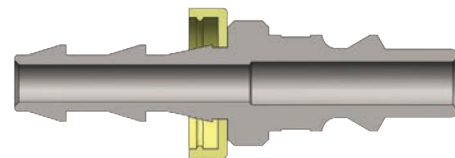
M-Series Pneumatic Couplings



| Body Size | M-Series Manual ARO Interchange Coupler (Standard Hose Barb) | | | | | | | | | | | |
|-----------|--|---------|----------|----------------|--------|------|------------|------|----------|-----------|-------------|-----|
| | Part Detail | | | List Price | Length | | Maximum OD | | Hex Inch | Weight Lb | Package Qty | |
| | Part Number | Hose ID | Material | | Inch | mm | Inch | mm | | | Bag | Box |
| 1/4" | 2MS2-B | 1/4" | brass | \$12.39 | 2.36 | 60.0 | 0.87 | 22.0 | 3/4" | 0.20 | 10 | 100 |
| 1/4" | 2MS3-B | 3/8" | brass | 13.10 | 2.76 | 70.0 | 0.87 | 22.0 | 13/16" | 0.20 | 10 | 100 |



| Body Size | M-Series ARO Interchange Nipple (Standard Hose Barb) | | | | | | | | | | | |
|-----------|--|---------|----------|---------------|--------|------|------------|------|----------|-----------|-------------|-----|
| | Part Detail | | | List Price | Length | | Maximum OD | | Hex Inch | Weight Lb | Package Qty | |
| | Part Number | Hose ID | Material | | Inch | mm | Inch | mm | | | Bag | Box |
| 1/4" | M2S2 | 1/4" | steel | \$3.92 | 2.00 | 50.8 | 0.56 | 14.2 | - | 0.03 | 10 | 100 |
| 1/4" | M2S3 | 3/8" | steel | 4.72 | 2.00 | 50.8 | 0.56 | 14.2 | - | 0.05 | 10 | 100 |
| 3/8" | M3S3 | 3/8" | steel | 6.85 | 2.25 | 57.2 | 0.88 | 22.4 | - | 0.09 | 10 | 50 |



| Body Size | M-Series ARO Interchange Nipple (Push-Loc Barb) | | | | | | | | | | | |
|-----------|---|---------|----------|---------------|--------|------|------------|------|----------|-----------|-------------|-----|
| | Part Detail | | | List Price | Length | | Maximum OD | | Hex Inch | Weight Lb | Package Qty | |
| | Part Number | Hose ID | Material | | Inch | mm | Inch | mm | | | Bag | Box |
| 1/4" | M2B2 | 1/4" | steel | \$3.15 | 2.09 | 53.1 | 0.69 | 17.5 | - | 0.03 | 10 | 100 |

Warning! It is important to be safe when installing quick disconnect couplings into a pneumatic circuit. Never install a pneumatic coupling directly into an air tool, use a piece of hose that is at least 18" long, between the tool and the coupling, to prevent damage to the coupling. To protect the operator, safety devices, such as a safety check valve and safety cable should be installed in case there is a hose or coupling failure.

CJ-Series Pneumatic Couplings

Interchange Data:

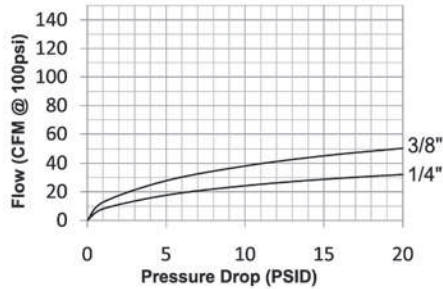
- European High-Flow Interchange
- 1/4" interchanges with Coilhose Megaflow, CEJN 320, and Rectus 25KA/26KA
- 3/8" interchanges with Rectus 27KA and Series 410

Materials:

- Machined components are manufactured using solid steel or brass bar stock.
- Stainless steel balls, retaining rings, and springs maximize corrosion resistance and extend service life.
- Steel componentry is plated using ROHS Compliant Trivalent Chrome.

Seal Components:

- Nitrile (Buna-N) pneumatically energized seals are standard, providing a temperature range of -40°F to +250°F (-40°C to +121°C).




Rated Pressure Chart:

| Body Size | CJ-Series European High-Flow Interchange (Connected) | | | | | | | | | | | | | | | |
|-----------|--|-----|-------|-----|--------------------|-----|-------|-----|--------------------|-----|-------|-----|---------------------|-----|--------|-------|
| | Brass Coupler/Steel Plug | | | | Brass Coupler/Plug | | | | Steel Coupler/Plug | | | | 303 SS Coupler/Plug | | | |
| | Max. Working | | Burst | | Max. Working | | Burst | | Max. Working | | Burst | | Max. Working | | Burst | |
| | PSI | Bar | PSI | Bar | PSI | Bar | PSI | Bar | PSI | Bar | PSI | Bar | PSI | Bar | PSI | Bar |
| 1/4" | 300 | 20 | 9,500 | 655 | 300 | 20 | 7,200 | 500 | - | - | - | - | 300 | 20 | 14,500 | 1,000 |
| 3/8" | 300 | 20 | 8,000 | 552 | 300 | 20 | 4,400 | 300 | - | - | - | - | - | - | - | - |



Technical Specifications:

| Body Size | Interchange Standards | | | | Functional Parameters | | | | |
|-----------|-----------------------|-----------------|-------------------------|---------------------|-----------------------|---------------|------------|---------------|------------------|
| | U.S. Military | U.S. Government | International Standards | ANSI/NFPA Standards | Locking Ball Quantity | Air Inclusion | Fluid Loss | Vacuum Rating | Flow ΔP = 15 PSI |
| 1/4" | - | - | - | - | 6 | N/A | N/A | N/R | 37 CFM |
| 3/8" | - | - | - | - | 6 | N/A | N/A | N/R | 67 CFM |

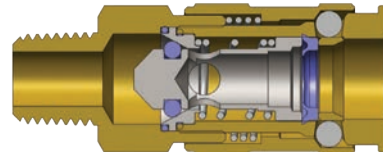



| Body Size | CJ-Series European Interchange Coupler (Female Threads) | | | | | | | | | | | |
|-----------|---|----------------|----------|----------------|--------|------|------------|------|----------|-----------|-------------|-----|
| | Part Detail | | | List Price | Length | | Maximum OD | | Hex Inch | Weight Lb | Package Qty | |
| | Part Number | Threads | Material | | Inch | mm | Inch | mm | | | Bag | Box |
| 1/4" | 2CJF2-B | 1/4" - 18 NPT | brass | \$14.36 | 2.32 | 59.0 | 0.92 | 23.4 | 3/4" | 0.26 | 10 | 100 |
| 1/4" | 2CJBF2-B | 1/4" - 19 BSPP | brass | 14.36 | 2.32 | 59.0 | 0.92 | 23.4 | 3/4" | 0.26 | 10 | 100 |
| 1/4" | 2CJF3-B | 3/8" - 18 NPT | brass | 20.64 | 2.32 | 59.0 | 0.92 | 23.4 | 3/4" | 0.27 | 10 | 100 |
| 1/4" | 2CJBF3-B | 3/8" - 19 BSPP | brass | 20.64 | 2.32 | 59.0 | 0.92 | 23.4 | 3/4" | 0.27 | 10 | 100 |
| 3/8" | 3CJF3-B | 3/8" - 18 NPT | brass | 29.34 | 2.54 | 64.5 | 1.091 | 27.7 | 15/16" | 0.46 | 10 | 50 |
| 3/8" | 3CJBF3-B | 3/8" - 19 BSPP | brass | 29.34 | 2.54 | 64.5 | 1.09 | 27.7 | 15/16" | 0.46 | 10 | 50 |
| 3/8" | 3CJF4-B | 1/2" - 14 NPT | brass | 31.42 | 2.68 | 68.0 | 1.09 | 27.7 | 15/16" | 0.51 | 10 | 50 |
| 3/8" | 3CJBF4-B | 1/2" - 14 BSPP | brass | 31.42 | 2.68 | 68.0 | 1.09 | 27.7 | 15/16" | 0.51 | 10 | 50 |

CJ-Series Pneumatic Couplings




| Body Size | CJ-Series European Interchange Nipple (Female Threads) | | | | | | | | | | | |
|-----------|--|----------------|----------|---------------|--------|------|------------|------|----------|-----------|-------------|-----|
| | Part Detail | | | List Price | Length | | Maximum OD | | Hex Inch | Weight Lb | Package Qty | |
| | Part Number | Threads | Material | | Inch | mm | Inch | mm | | | Bag | Box |
| 1/4" | CJ2F2-LG | 1/4" - 18 NPT | steel | \$4.12 | 1.42 | 36.0 | 0.79 | 20.1 | 11/16" | 0.07 | 10 | 100 |
| 1/4" | CJ2F2-B | 1/4" - 18 NPT | brass | 3.24 | 1.42 | 36.0 | 0.79 | 20.1 | 11/16" | 0.06 | 10 | 100 |
| 1/4" | CJ2BF2-LG | 1/4" - 19 BSPP | steel | 4.12 | 1.42 | 36.0 | 0.79 | 20.1 | 11/16" | 0.07 | 10 | 100 |
| 1/4" | CJ2BF2-B | 1/4" - 19 BSPP | brass | 3.24 | 1.42 | 36.0 | 0.79 | 20.1 | 11/16" | 0.06 | 10 | 100 |
| 1/4" | CJ2F3-LG | 3/8" - 18 NPT | steel | 5.38 | 1.48 | 37.5 | 1.01 | 25.7 | 7/8" | 0.10 | 10 | 100 |
| 1/4" | CJ2F3-B | 3/8" - 18 NPT | brass | 4.08 | 1.48 | 37.5 | 1.01 | 25.7 | 7/8" | 0.09 | 10 | 100 |
| 1/4" | CJ2BF3-LG | 3/8" - 19 BSPP | steel | 5.38 | 1.48 | 37.5 | 1.01 | 25.7 | 7/8" | 0.10 | 10 | 100 |
| 1/4" | CJ2BF3-B | 3/8" - 19 BSPP | brass | 4.08 | 1.48 | 37.5 | 1.01 | 25.7 | 7/8" | 0.09 | 10 | 100 |
| 3/8" | CJ3F3 | 3/8" - 18 NPT | steel | 5.42 | 1.50 | 38.0 | 1.01 | 25.7 | 7/8" | 0.15 | 10 | 50 |
| 3/8" | CJ3F3-B | 3/8" - 18 NPT | brass | 3.82 | 1.50 | 38.0 | 1.01 | 25.7 | 7/8" | 0.15 | 10 | 50 |
| 3/8" | CJ3BF3 | 3/8" - 19 BSPP | steel | 5.42 | 1.50 | 38.0 | 1.01 | 25.7 | 7/8" | 0.15 | 10 | 50 |
| 3/8" | CJ3BF3-B | 3/8" - 19 BSPP | brass | 3.82 | 1.50 | 38.0 | 1.01 | 25.7 | 7/8" | 0.15 | 10 | 50 |
| 3/8" | CJ3F4 | 1/2" - 14 NPT | steel | 6.54 | 1.71 | 43.5 | 1.16 | 29.5 | 1" | 0.20 | 10 | 50 |
| 3/8" | CJ3F4-B | 1/2" - 14 NPT | brass | 4.25 | 1.71 | 43.5 | 1.16 | 29.5 | 1" | 0.20 | 10 | 50 |
| 3/8" | CJ3BF4 | 1/2" - 14 BSPP | steel | 6.54 | 1.71 | 43.5 | 1.16 | 29.5 | 1" | 0.20 | 10 | 50 |
| 3/8" | CJ3BF4-B | 1/2" - 14 BSPP | brass | 4.25 | 1.71 | 43.5 | 1.16 | 29.5 | 1" | 0.20 | 10 | 50 |



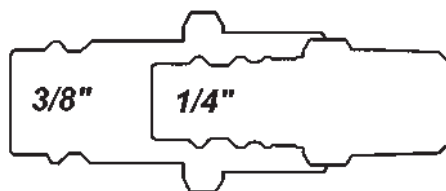
| Body Size | CJ-Series European Interchange Coupler (Male Threads) | | | | | | | | | | | |
|-----------|---|----------------|----------|----------------|--------|------|------------|------|----------|-----------|-------------|-----|
| | Part Detail | | | List Price | Length | | Maximum OD | | Hex Inch | Weight Lb | Package Qty | |
| | Part Number | Threads | Material | | Inch | mm | Inch | mm | | | Bag | Box |
| 1/4" | 2CJM2-B | 1/4" - 18 NPT | brass | \$13.98 | 2.44 | 62.0 | 0.92 | 23.4 | 3/4" | 0.25 | 10 | 100 |
| 1/4" | 2CJBM2-B | 1/4" - 19 BSPT | brass | 13.98 | 2.44 | 62.0 | 0.92 | 23.4 | 3/4" | 0.25 | 10 | 100 |
| 1/4" | 2CJM3-B | 3/8" - 18 NPT | brass | 14.89 | 2.44 | 62.0 | 0.92 | 23.4 | 3/4" | 0.26 | 10 | 100 |
| 1/4" | 2CJBM3-B | 3/8" - 19 BSPT | brass | 14.89 | 2.44 | 62.0 | 0.92 | 23.4 | 3/4" | 0.26 | 10 | 100 |
| 3/8" | 3CJM3-B | 3/8" - 18 NPT | brass | 29.34 | 2.64 | 67.0 | 1.09 | 27.7 | 15/16" | 0.42 | 10 | 50 |
| 3/8" | 3CJBM3-B | 3/8" - 19 BSPT | brass | 29.34 | 2.64 | 67.0 | 1.09 | 27.7 | 15/16" | 0.42 | 10 | 50 |
| 3/8" | 3CJM4-B | 1/2" - 14 NPT | brass | 31.42 | 2.76 | 70.0 | 1.09 | 27.7 | 15/16" | 0.45 | 10 | 50 |
| 3/8" | 3CJBM4-B | 1/2" - 14 BSPT | brass | 31.42 | 2.76 | 70.0 | 1.09 | 27.7 | 15/16" | 0.45 | 10 | 50 |

CJ-Series Pneumatic Couplings



| Body Size | CJ-Series European Interchange Nipple (Male Threads) | | | | | | | | | | | |
|-----------|--|----------------|----------|---------------|--------|------|------------|------|----------|-----------|-------------|-----|
| | Part Detail | | | List Price | Length | | Maximum OD | | Hex Inch | Weight Lb | Package Qty | |
| | Part Number | Threads | Material | | Inch | mm | Inch | mm | | | Bag | Box |
| 1/4" | CJ2M2-LG | 1/4" - 18 NPT | steel | \$3.92 | 1.48 | 37.5 | 0.65 | 16.5 | 9/16" | 0.07 | 10 | 100 |
| 1/4" | CJ2M2-B | 1/4" - 18 NPT | brass | 3.06 | 1.48 | 37.5 | 0.65 | 16.5 | 9/16" | 0.05 | 10 | 100 |
| 1/4" | CJ2BM2-LG | 1/4" - 19 BSPT | steel | 3.92 | 1.48 | 37.5 | 0.65 | 16.5 | 9/16" | 0.07 | 10 | 100 |
| 1/4" | CJ2BM2-B | 1/4" - 19 BSPT | brass | 3.06 | 1.48 | 37.5 | 0.65 | 16.5 | 9/16" | 0.05 | 10 | 100 |
| 1/4" | CJ2M3-LG | 3/8" - 18 NPT | steel | 5.16 | 1.56 | 39.5 | 0.79 | 20.1 | 11/16" | 0.09 | 10 | 100 |
| 1/4" | CJ2M3-B | 3/8" - 18 NPT | brass | 4.02 | 1.56 | 39.5 | 0.79 | 20.1 | 11/16" | 0.08 | 10 | 100 |
| 1/4" | CJ2BM3-LG | 3/8" - 19 BSPT | steel | 5.16 | 1.56 | 39.5 | 0.79 | 20.1 | 11/16" | 0.09 | 10 | 100 |
| 1/4" | CJ2BM3-B | 3/8" - 19 BSPT | brass | 4.02 | 1.56 | 39.5 | 0.79 | 20.1 | 11/16" | 0.08 | 10 | 100 |
| 3/8" | CJ3M3 | 3/8" - 18 NPT | steel | 5.08 | 1.57 | 40.0 | 0.79 | 20.1 | 11/16" | 0.13 | 10 | 50 |
| 3/8" | CJ3M3-B | 3/8" - 18 NPT | brass | 3.65 | 1.57 | 40.0 | 0.79 | 20.1 | 11/16" | 0.13 | 10 | 50 |
| 3/8" | CJ3BM3 | 3/8" - 19 BSPT | steel | 5.08 | 1.57 | 40.0 | 0.79 | 20.1 | 11/16" | 0.13 | 10 | 50 |
| 3/8" | CJ3BM3-B | 3/8" - 19 BSPT | brass | 4.93 | 1.57 | 40.0 | 0.79 | 20.1 | 11/16" | 0.13 | 10 | 50 |
| 3/8" | CJ3M4 | 1/2" - 14 NPT | steel | 6.54 | 1.81 | 46.0 | 1.01 | 25.7 | 7/8" | 0.18 | 10 | 50 |
| 3/8" | CJ3M4-B | 1/2" - 14 NPT | brass | 3.96 | 1.81 | 46.0 | 1.01 | 25.7 | 7/8" | 0.18 | 10 | 50 |
| 3/8" | CJ3BM4 | 1/2" - 14 BSPT | steel | 6.54 | 1.81 | 46.0 | 1.01 | 25.7 | 7/8" | 0.18 | 10 | 50 |
| 3/8" | CJ3BM4-B | 1/2" - 14 BSPT | brass | 3.96 | 1.81 | 46.0 | 1.01 | 25.7 | 7/8" | 0.18 | 10 | 50 |

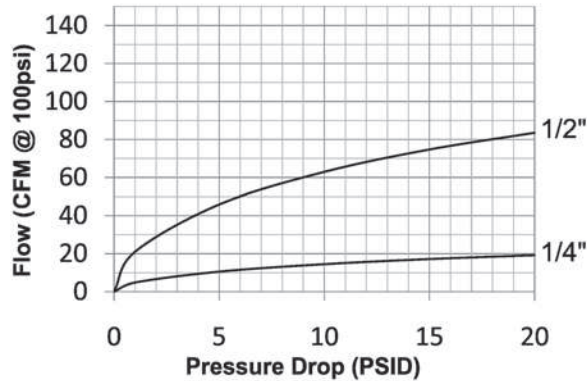
CJ Series Profile



SHD-Series Pneumatic Couplings

Interchange Data:

- Schrader Twist-Lock Interchange
- Parker Twist-Lock, Tomco Series-TL, Foster SHD



Materials:

- Machined components are manufactured using solid steel, brass, or aluminum bar stock.
- Stainless steel toggle-pawls, retaining rings, and springs maximize corrosion resistance and extend service life.
- Steel componentry is plated using ROHS Compliant Trivalent Chrome.
- Adapter components are constructed of brass.
- Sleeves are constructed of steel.

Seal Components:

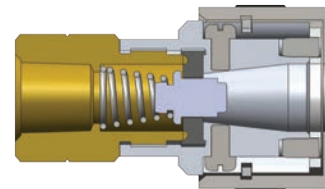

- Nitrile (Buna-N) seals are standard providing a temperature range of -40°F to +250°F (-40°C to +121°C).

Rated Pressure Chart:

| Body Size | SHD-Series Schrader Interchange (Connected) | | | |
|-----------|---|-----|--------|-----|
| | Coupler/Steel Plug | | | |
| | Maximum Working | | Burst | |
| | PSI | Bar | PSI | Bar |
| 1/4" | 300 | 20 | 6,500 | 448 |
| 1/2" | 300 | 20 | 13,400 | 924 |



Technical Specifications:

| Body Size | Interchange Standards | | | | Functional Parameters | | | | |
|-----------|-----------------------|-----------------|-------------------------|---------------------|-----------------------|---------------|------------|---------------|------------------|
| | U.S. Military | U.S. Government | International Standards | ANSI/NFPA Standards | Locking Mechanism | Air Inclusion | Fluid Loss | Vacuum Rating | Flow ΔP = 15 PSI |
| 1/4" | - | - | - | - | Toggle-Pawls | N/A | N/A | N/R | 17 CFM |
| 1/2" | - | - | - | - | Toggle-Pawls | N/A | N/A | N/R | 75 CFM |


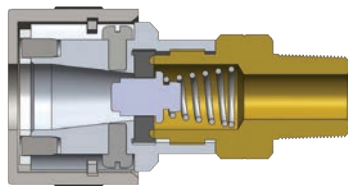


| Body Size | SHD-Series Schrader Interchange Coupler (Female Threads) | | | | | | | | | | | |
|-----------|--|---------------|----------|----------------|--------|------|------------|------|----------|-----------|-------------|-----|
| | Part Detail | | | List Price | Length | | Maximum OD | | Hex Inch | Weight Lb | Package Qty | |
| | Part Number | Threads | Material | | Inch | mm | Inch | mm | | | Bag | Box |
| 1/4" | 2SHDF2 | 1/4" - 18 NPT | aluminum | \$17.49 | 2.10 | 53.3 | 1.12 | 28.4 | 11/16" | 0.21 | 10 | 100 |
| 1/4" | 2SHDF3 | 3/8" - 18 NPT | aluminum | 19.19 | 2.18 | 55.4 | 1.12 | 28.4 | 11/16" | 0.24 | 10 | 100 |
| 1/2" | 4SHDF3 | 3/8" - 18 NPT | aluminum | 31.75 | 2.59 | 65.8 | 1.50 | 38.1 | 1-1/8" | 0.44 | 5 | 30 |
| 1/2" | 4SHDF4 | 1/2" - 14 NPT | aluminum | 31.75 | 2.66 | 67.6 | 1.50 | 38.1 | 1-1/8" | 0.44 | 5 | 30 |
| 1/2" | 4SHDF6 | 3/4" - 14 NPT | aluminum | 32.81 | 2.81 | 71.4 | 1.50 | 38.1 | 1-1/8" | 0.44 | 5 | 30 |

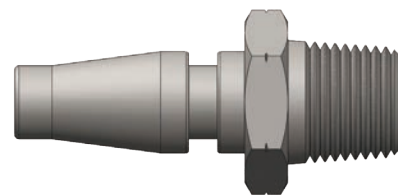

SHD-Series Pneumatic Couplings



| Body Size | SHD-Series Schrader Interchange Nipple (Female Threads) | | | | | | | | | | | |
|-----------|---|---------------|----------|------------|--------|------|------------|------|----------|-----------|-------------|-----|
| | Part Detail | | | List Price | Length | | Maximum OD | | Hex Inch | Weight Lb | Package Qty | |
| | Part Number | Threads | Material | | Inch | mm | Inch | mm | | | Bag | Box |
| 1/4" | SHD2F1 | 1/8" - 27 NPT | steel | \$3.40 | 1.49 | 37.9 | 0.79 | 20.1 | 11/16" | 0.04 | 10 | 100 |
| 1/4" | SHD2F2 | 1/4" - 18 NPT | steel | 3.40 | 1.62 | 41.2 | 0.79 | 20.1 | 11/16" | 0.07 | 10 | 100 |
| 1/2" | SHD4F3 | 3/8" - 18 NPT | steel | 6.97 | 1.79 | 45.5 | 1.01 | 25.7 | 7/8" | 0.14 | 10 | 50 |

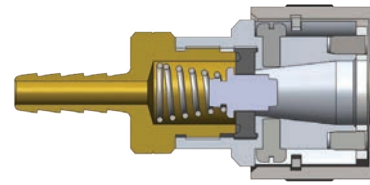



| Body Size | SHD-Series Schrader Interchange Coupler (Male Threads) | | | | | | | | | | | |
|-----------|--|---------------|----------|------------|--------|------|------------|------|----------|-----------|-------------|-----|
| | Part Detail | | | List Price | Length | | Maximum OD | | Hex Inch | Weight Lb | Package Qty | |
| | Part Number | Threads | Material | | Inch | mm | Inch | mm | | | Bag | Box |
| 1/4" | 2SHDM2 | 1/4" - 18 NPT | aluminum | \$17.49 | 2.22 | 56.4 | 1.12 | 28.4 | 11/16" | 0.21 | 10 | 100 |
| 1/4" | 2SHDM3 | 3/8" - 18 NPT | aluminum | 19.19 | 2.28 | 57.9 | 1.12 | 28.4 | 11/16" | 0.22 | 10 | 100 |
| 1/2" | 4SHDM3 | 3/8" - 18 NPT | aluminum | 31.75 | 2.55 | 64.8 | 1.50 | 38.1 | 1-1/8" | 0.39 | 5 | 30 |
| 1/2" | 4SHDM4 | 1/2" - 14 NPT | aluminum | 31.75 | 2.61 | 66.3 | 1.50 | 38.1 | 1-1/8" | 0.40 | 5 | 30 |





| Body Size | SHD-Series Schrader Interchange Nipple (Male Threads) | | | | | | | | | | | |
|-----------|---|---------------|----------|------------|--------|------|------------|------|----------|-----------|-------------|-----|
| | Part Detail | | | List Price | Length | | Maximum OD | | Hex Inch | Weight Lb | Package Qty | |
| | Part Number | Threads | Material | | Inch | mm | Inch | mm | | | Bag | Box |
| 1/4" | SHD2M1 | 1/8" - 27 NPT | steel | \$3.38 | 1.54 | 39.1 | 0.79 | 20.1 | 11/16" | 0.05 | 10 | 100 |
| 1/4" | SHD2M2 | 1/4" - 18 NPT | steel | 3.38 | 1.72 | 43.7 | 0.79 | 20.1 | 11/16" | 0.05 | 10 | 100 |
| 1/2" | SHD4M3 | 3/8" - 18 NPT | steel | 6.76 | 1.81 | 46.0 | 1.01 | 25.7 | 7/8" | 0.12 | 10 | 50 |
| 1/2" | SHD4M4 | 1/2" - 14 NPT | steel | 6.97 | 1.87 | 47.5 | 1.01 | 25.7 | 7/8" | 0.12 | 10 | 50 |

SHD-Series Pneumatic Couplings

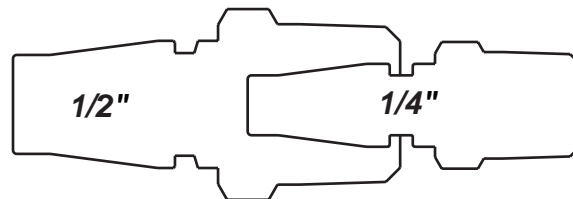


| Body Size | SHD-Series Schrader Interchange Coupler (Standard Hose Barb) | | | | | | | | | | | |
|-----------|--|---------|----------|------------|--------|-------|------------|------|----------|-----------|-------------|-----|
| | Part Detail | | | List Price | Length | | Maximum OD | | Hex Inch | Weight Lb | Package Qty | |
| | Part Number | Hose ID | Material | | Inch | mm | Inch | mm | | | Bag | Box |
| 1/4" | 2SHDS2 | 1/4" | aluminum | \$19.02 | 2.54 | 64.5 | 1.12 | 28.4 | 11/16" | 0.22 | 10 | 100 |
| 1/4" | 2SHDS3 | 3/8" | aluminum | 20.71 | 2.67 | 67.8 | 1.12 | 28.4 | 11/16" | 0.21 | 10 | 100 |
| 1/2" | 4SHDS3 | 3/8" | aluminum | 33.02 | 2.99 | 76.0 | 1.50 | 38.1 | 1-1/8" | 0.39 | 5 | 30 |
| 1/2" | 4SHDS4 | 1/2" | aluminum | 33.37 | 4.23 | 107.4 | 1.50 | 38.1 | 1-1/8" | 0.40 | 5 | 30 |



| Body Size | SHD-Series Schrader Interchange Nipple (Standard Hose Barb) | | | | | | | | | | | |
|-----------|---|---------|----------|------------|--------|------|------------|------|----------|-----------|-------------|-----|
| | Part Detail | | | List Price | Length | | Maximum OD | | Hex Inch | Weight Lb | Package Qty | |
| | Part Number | Hose ID | Material | | Inch | mm | Inch | mm | | | Bag | Box |
| 1/4" | SHD2S2 | 1/4" | steel | \$3.38 | 2.03 | 51.6 | 0.65 | 16.5 | - | 0.04 | 10 | 100 |
| 1/4" | SHD2S3 | 3/8" | steel | 4.48 | 2.22 | 56.4 | 0.65 | 16.5 | - | 0.06 | 10 | 100 |
| 1/2" | SHD4S3 | 3/8" | steel | 7.71 | 2.34 | 59.4 | 0.8 | 20.3 | - | 0.11 | 10 | 50 |
| 1/2" | SHD4S4 | 1/2" | steel | 8.06 | 2.53 | 64.3 | 0.8 | 20.3 | - | 0.12 | 10 | 50 |

SHD Series Profile

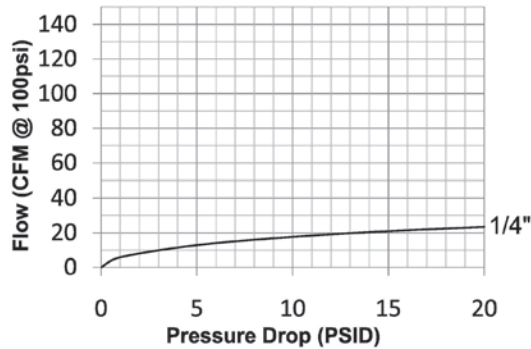


Warning! Operating pressure for couplings utilizing hose barb end connections may be dramatically reduced to that of the hose rating and/or hose end connection combination. Consult hose manufacturer's catalog for hose end connection ratings. If in doubt, test under controlled conditions for suitability to application. Dixon Quick Coupling cannot assume liability for misapplication of production resulting in equipment down-time, lost production, and/or personal injury including death.

L-Series Pneumatic Couplings

Interchange Data:

- Lincoln Long-Nose Automotive Interchange
- Parker 70-Series, Tomco Series-1110, Coilhose Type-17



Materials:

- Machined components are manufactured using solid brass or steel bar stock.
- Stainless steel balls, retaining rings, and springs maximize corrosion resistance and extend service life.
- Steel componentry is plated using ROHS Compliant Trivalent Chrome.

Seal Components:


- Nitrile (Buna-N) seals are standard, providing a temperature range of -40°F to +250°F (-40°C to +121°C).

Rated Pressure Chart:



| L-Series Lincoln Interchange (Connected) | | | | |
|--|--------------------------|-----|-------|-----|
| Body Size | Brass Coupler/Steel Plug | | | |
| | Maximum Working | | Burst | |
| | PSI | Bar | PSI | Bar |
| 1/4" | 300 | 21 | 5,000 | 345 |

Technical Specifications:

| Body Size | Interchange Standards | | | | Functional Parameters | | | | |
|-----------|-----------------------|-----------------|-------------------------|---------------------|-----------------------|---------------|------------|---------------|------------------|
| | U.S. Military | U.S. Government | International Standards | ANSI/NFPA Standards | Locking Ball Quantity | Air Inclusion | Fluid Loss | Vacuum Rating | Flow ΔP = 15 PSI |
| 1/4" | - | - | - | - | 4 | N/A | N/A | N/R | 21 CFM |




| L-Series Lincoln Interchange Coupler (Female Threads) | | | | | | | | | | | | |
|---|-------------|---------------|----------|------------|--------|------|------------|------|----------|-----------|-------------|-----|
| Body Size | Part Detail | | | List Price | Length | | Maximum OD | | Hex Inch | Weight Lb | Package Qty | |
| | Part Number | Threads | Material | | Inch | mm | Inch | mm | | | Bag | Box |
| 1/4" | 2LF2-B | 1/4" - 18 NPT | brass | \$13.37 | 2.40 | 61.0 | 0.90 | 22.9 | 3/4" | 0.26 | 10 | 100 |





| L-Series Lincoln Interchange Nipple (Female Threads) | | | | | | | | | | | | |
|--|-------------|---------------|----------|------------|--------|------|------------|------|----------|-----------|-------------|-----|
| Body Size | Part Detail | | | List Price | Length | | Maximum OD | | Hex Inch | Weight Lb | Package Qty | |
| | Part Number | Threads | Material | | Inch | mm | Inch | mm | | | Bag | Box |
| 1/4" | L2F2 | 1/4" - 18 NPT | steel | \$4.55 | 2.10 | 53.3 | 0.72 | 18.3 | 5/8" | 0.05 | 10 | 100 |

L-Series Pneumatic Couplings

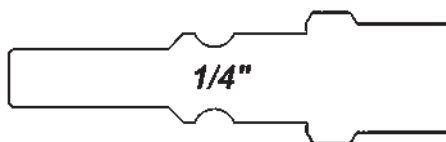


| Body Size | L-Series Lincoln Interchange Coupler (Male Threads) | | | | | | | | | | | |
|-----------|---|-------------|----------|------------|--------|------|------------|------|----------|-----------|-------------|-----|
| | Part Detail | | | List Price | Length | | Maximum OD | | Hex Inch | Weight Lb | Package Qty | |
| | Part Number | Threads | Material | | Inch | mm | Inch | mm | | | Bag | Box |
| 1/4" | 2LM2-B | 1/4"-18 NPT | brass | \$13.37 | 2.62 | 66.5 | 0.90 | 22.9 | 3/4" | 0.24 | 10 | 100 |



| Body Size | L-Series Lincoln Interchange Nipple (Male Threads) | | | | | | | | | | | |
|-----------|--|---------------|----------|------------|--------|------|------------|------|----------|-----------|-------------|-----|
| | Part Detail | | | List Price | Length | | Maximum OD | | Hex Inch | Weight Lb | Package Qty | |
| | Part Number | Threads | Material | | Inch | mm | Inch | mm | | | Bag | Box |
| 1/4" | L2M2 | 1/4" - 18 NPT | steel | \$4.55 | 2.25 | 57.2 | 0.65 | 16.5 | 9/16" | 0.06 | 10 | 100 |

L Series Profile



Warning! It is important to be safe when installing quick disconnect couplings into a pneumatic circuit. Never install a pneumatic coupling directly into an air tool, use a piece of hose that is at least 18" long, between the tool and the coupling, to prevent damage to the coupling. To protect the operator, safety devices, such as a safety check valve and safety cable should be installed in case there is a hose or coupling failure.

U-Series Pneumatic Couplings

Interchange Data:

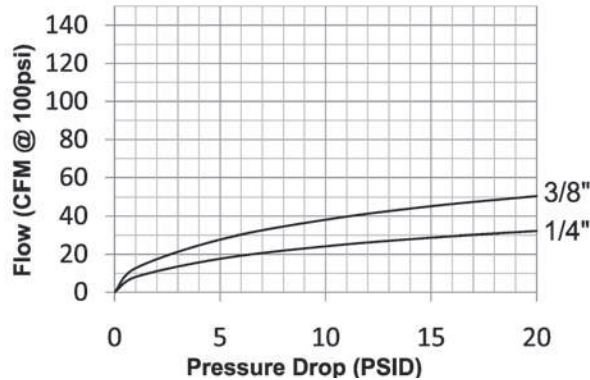
- 2U-Series 6-in-1 (Aro 210, Industrial, Truflate, Lincoln, Italian, and CEJN 320)
- 3U-Series 4-in-1 (ARO 310, Industrial, Truflate, and CEJN 410)
- Parker UC-Series, Hansen Auto-Flo 23, and Tomco Series UC

Materials:

- Machined components are manufactured using solid brass bar stock.
- Stainless steel balls, retaining rings, and springs maximize corrosion resistance and extend service life.
- Valve components are machined from solid brass bar stock.

Seal Components:

- Nitrile (Buna-N) pneumatically energized seals are standard, temperature range of -40°F to +250°F (-40°C to +121°C).



Rated Pressure Chart:

| Body Size | U-Series Automatic Universal Coupler Connected | | | | | | | | | | | | | | | |
|-----------|--|-----|-------|-----|-----------------------|-----|-------|-----|----------------------|-----|-------|-----|----------------------|-----|-------|-----|
| | Coupler/Steel DF Plug | | | | Coupler/Steel CJ Plug | | | | Coupler/Steel J Plug | | | | Coupler/Steel M Plug | | | |
| | Max. Working | | Burst | | Max. Working | | Burst | | Max. Working | | Burst | | Max. Working | | Burst | |
| | PSI | Bar | PSI | Bar | PSI | Bar | PSI | Bar | PSI | Bar | PSI | Bar | PSI | Bar | PSI | Bar |
| 1/4" | 300 | 20 | 2,800 | 193 | 300 | 20 | 9,500 | 655 | 300 | 20 | 6,400 | 441 | 300 | 20 | 4,300 | 297 |
| 3/8" | 300 | 20 | 2,000 | 138 | 300 | 20 | 8,000 | 552 | 300 | 20 | 4,000 | 276 | 300 | 20 | 2,000 | 138 |


Technical Specifications:

| Body Size | Interchange Standards | | | | Functional Parameters | | | | |
|-----------|-----------------------|-----------------|-------------------------|---------------------|-----------------------|---------------|------------|---------------|------------------|
| | U.S. Military | U.S. Government | International Standards | ANSI/NFPA Standards | Locking Ball Quantity | Air Inclusion | Fluid Loss | Vacuum Rating | Flow ΔP = 15 PSI |
| 1/4" | - | - | - | - | 6 | N/A | N/A | N/R | 37 SCFM |
| 3/8" | - | - | - | - | 6 | N/A | N/A | N/R | 67 SCFM |


- Note: Many competitive Universal couplings are unable to match the performance capabilities of the Dixon U-Series. Each of the competitive Universal couplers only accept three pneumatic nipple styles. Although the universal coupler permits multiple series nipples to mate with one coupler, it is recommended to match like series couplers and nipples. When using a Universal coupler, the lower performance rating between the coupler and nipple must take precedence.
- Dry air: Some pneumatic applications require the pressurized air to be 'dried' to ensure proper operation of equipment and/or application of product (ie. auto body shops). It is best to match like series couplers and nipples in these applications. If it is necessary to use a Universal coupler, lube the seal and valve area regularly to ensure reliable service.



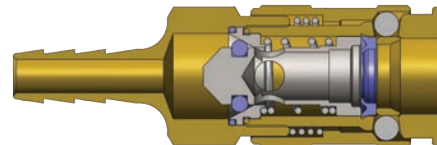

U-Series Pneumatic Couplings





| Body Size | U-Series Automatic Universal Coupler (Female Threads) | | | | | | | | | | | |
|-----------|---|---------------|----------|------------|--------|------|------------|------|----------|-----------|-------------|-----|
| | Part Detail | | | List Price | Length | | Maximum OD | | Hex Inch | Weight Lb | Package Qty | |
| | Part Number | Threads | Material | | Inch | mm | Inch | mm | | | Bag | Box |
| 1/4" | 2UF2-B | 1/4" - 18 NPT | brass | \$16.41 | 2.32 | 59.0 | 0.92 | 23.4 | 3/4" | 0.26 | 10 | 100 |
| 1/4" | 2UF3-B | 3/8" - 18 NPT | brass | 17.00 | 2.32 | 59.0 | 0.92 | 23.4 | 3/4" | 0.27 | 10 | 100 |
| 3/8" | 3UF3-B | 3/8" - 18 NPT | brass | 31.95 | 2.54 | 64.5 | 1.09 | 27.7 | 15/16" | 0.31 | 10 | 50 |



| Body Size | U-Series Automatic Universal Coupler (Male Threads) | | | | | | | | | | | |
|-----------|---|---------------|----------|------------|--------|------|------------|------|----------|-----------|-------------|-----|
| | Part Detail | | | List Price | Length | | Maximum OD | | Hex Inch | Weight Lb | Package Qty | |
| | Part Number | Threads | Material | | Inch | mm | Inch | mm | | | Bag | Box |
| 1/4" | 2UM2-B | 1/4" - 18 NPT | brass | \$16.41 | 2.44 | 62.0 | 0.92 | 23.4 | 3/4" | 0.24 | 10 | 100 |
| 1/4" | 2UM3-B | 3/8" - 18 NPT | brass | 17.98 | 2.44 | 62.0 | 0.92 | 23.4 | 3/4" | 0.25 | 10 | 100 |
| 3/8" | 3UM3-B | 3/8" - 18 NPT | brass | 31.95 | 2.64 | 67.0 | 1.09 | 27.7 | 15/16" | 0.30 | 10 | 50 |



| Body Size | U-Series Automatic Universal Coupler (Standard Hose Barb) | | | | | | | | | | | |
|-----------|---|---------|----------|------------|--------|------|------------|------|----------|-----------|-------------|-----|
| | Part Detail | | | List Price | Length | | Maximum OD | | Hex Inch | Weight Lb | Package Qty | |
| | Part Number | Hose ID | Material | | Inch | mm | Inch | mm | | | Bag | Box |
| 1/4" | 2US2-B | 1/4" | brass | \$17.44 | 2.64 | 67.0 | 0.92 | 23.4 | 3/4" | 0.26 | 10 | 100 |
| 1/4" | 2US3-B | 3/8" | brass | 17.98 | 2.76 | 70.0 | 0.92 | 23.4 | 3/4" | 0.27 | 10 | 100 |
| 3/8" | 3US3-B | 3/8" | brass | 33.18 | 2.99 | 76.0 | 1.09 | 27.7 | 15/16" | 0.31 | 10 | 50 |

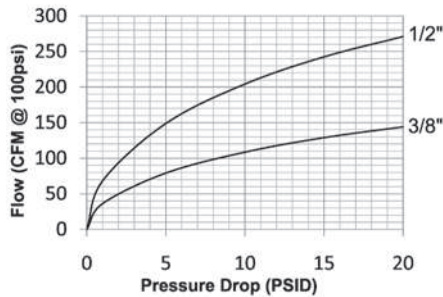


| Body Size | U-Series Automatic Universal Coupler (Push-Loc Barb) | | | | | | | | | | | |
|-----------|--|---------|----------|------------|--------|------|------------|------|----------|-----------|-------------|-----|
| | Part Detail | | | List Price | Length | | Maximum OD | | Hex Inch | Weight Lb | Package Qty | |
| | Part Number | Hose ID | Material | | Inch | mm | Inch | mm | | | Bag | Box |
| 1/4" | 2UB2-B | 1/4" | brass | \$18.15 | 2.52 | 64.0 | 0.92 | 23.4 | 3/4" | 0.25 | 10 | 100 |
| 1/4" | 2UB3-B | 3/8" | brass | 18.15 | 2.64 | 67.0 | 0.92 | 23.4 | 3/4" | 0.26 | 10 | 100 |

N-Series Pneumatic Couplings

Interchange Data:

- Bowes Interchange Bayonet Style
- Interchangeable with Bowes 51000-Series, National Series 'B', Dixon Dixlock, MacDonald Quick-Action



Materials:

- Machined components are manufactured using solid steel, brass, or 303 stainless steel bar stock.
- Phosphor Bronze retaining ring and spring maximize corrosion resistance and extend service life.
- Steel componentry is plated using ROHS Compliant Trivalent Chrome.
- Dust cap bead chain constructed of stainless steel.

Seal Components:

- Nitrile (Buna-N) pneumatically energized seals are standard, temperature range -40°F to +250°F (-40°C to +121°C).

Rated Pressure Chart:

| Body Size | N-Series Bowes Interchange (Connected) | | | | | | | | | | | |
|-----------|--|-----|--------|-----|--------------------|-----|-------|-----|----------------------------------|-----|--------|-----|
| | Steel Coupler/Plug | | | | Brass Coupler/Plug | | | | 303 Stainless Steel Coupler/Plug | | | |
| | Max. Working | | Burst | | Max. Working | | Burst | | Max. Working | | Burst | |
| | PSI | Bar | PSI | Bar | PSI | Bar | PSI | Bar | PSI | Bar | PSI | Bar |
| 3/8" | 500 | 35 | 7,000 | 480 | - | - | - | - | - | - | - | - |
| 1/2" | 500 | 35 | 11,000 | 755 | 300 | 20 | 8,200 | | 500 | 35 | 12,600 | |

Technical Specifications:

| Body Size | Interchange Standards | | | | Functional Parameters | | | | |
|-----------|-----------------------|-----------------|-------------------------|---------------------|-----------------------|---------------|------------|---------------|------------------|
| | U.S. Military | U.S. Government | International Standards | ANSI/NFPA Standards | Locking Mechanism | Air Inclusion | Fluid Loss | Vacuum Rating | Flow ΔP = 10 PSI |
| 3/8" | - | - | - | - | Latch Tabs | N/A | N/A | N/R | 108 CFM |
| 1/2" | MIL-C-3486 | A-A-50431A | - | - | Latch Tabs | N/A | N/A | N/R | 204 CFM |


List Price Option Adders:

| Body Size | Seals | | Staked Ferrule Option | | | | | |
|-----------|--------|--------|-----------------------|--------|-----------|--------|---------------------|---------|
| | Viton® | | 1/2" Barb | | 3/4" Barb | | 3/4" Stainless Barb | |
| | Pre | Add \$ | Suf | Add \$ | Suf | Add \$ | Suf | Add \$ |
| 3/8" | F- | N/A | - | N/A | - | N/A | - | N/A |
| 1/2" | F- | \$5.80 | -WF43 | \$8.15 | -WF63 | \$8.15 | -WFS63 | \$10.80 |

It is important to be safe when installing quick disconnect couplings into a pneumatic circuit. Never install a pneumatic coupling directly into an air tool, use a piece of hose that is at least 18" long, between the tool and the coupling, to prevent damage to the coupling. To protect the operator, safety devices, such as a safety check valve and safety cable should be installed in case there is a hose or coupling failure.




N-Series Pneumatic Couplings

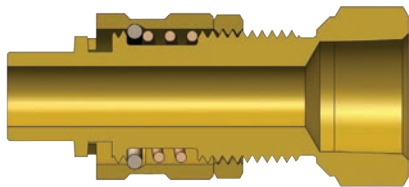


| Body Size | N-Series Bowes Interchange Coupler (Female Threads) | | | | | | | | | | | |
|-----------|---|------------------|---------------|----------------|--------|------|------------|------|----------|-----------|-------------|-----|
| | Part Detail | | | List Price | Length | | Maximum OD | | Hex Inch | Weight Lb | Package Qty | |
| | Part Number | Threads | Material | | Inch | mm | Inch | mm | | | Bag | Box |
| 1/2" | 4NF3 | 3/8" - 18 NPTF | steel | \$18.79 | 1.63 | 41.4 | 1.54 | 39.1 | 1-3/8" | 0.51 | - | 25 |
| 1/2" | 4NF3-B | 3/8" - 18 NPTF | brass | 28.10 | 1.63 | 41.4 | 1.54 | 39.1 | 1-3/8" | 0.55 | - | 25 |
| 1/2" | 4NBF3 | 3/8" - 19 BSPP | steel | 18.79 | 1.63 | 41.4 | 1.54 | 39.1 | 1-3/8" | 0.51 | - | 25 |
| 1/2" | 4NF4 | 1/2" - 14 NPTF | steel | 18.79 | 1.63 | 41.4 | 1.54 | 39.1 | 1-3/8" | 0.46 | - | 25 |
| 1/2" | 4NF4-B | 1/2" - 14 NPTF | brass | 28.10 | 1.63 | 41.4 | 1.54 | 39.1 | 1-3/8" | 0.50 | - | 25 |
| 1/2" | 4NBF4 | 1/2" - 14 BSPP | steel | 18.79 | 1.63 | 41.4 | 1.54 | 39.1 | 1-3/8" | 0.46 | - | 25 |
| 1/2" | 4NBF4-B | 1/2" - 14 BSPP | brass | 28.10 | 1.63 | 41.4 | 1.54 | 39.1 | 1-3/8" | 0.50 | - | 25 |
| 1/2" | 4NF6 | 3/4" - 14 NPTF | steel | 18.79 | 1.63 | 41.4 | 1.54 | 39.1 | 1-3/8" | 0.36 | - | 25 |
| 1/2" | 4NF6-B | 3/4" - 14 NPTF | brass | 28.10 | 1.63 | 41.4 | 1.54 | 39.1 | 1-3/8" | 0.41 | - | 25 |
| 1/2" | 4NF6-S | 3/4" - 14 NPTF | 303 stainless | 57.57 | 1.63 | 41.4 | 1.54 | 39.1 | 1-3/8" | 0.38 | - | 25 |
| 1/2" | 4NBF6 | 3/4" - 14 BSPP | steel | 18.79 | 1.63 | 41.4 | 1.54 | 39.1 | 1-3/8" | 0.36 | - | 25 |
| 1/2" | 4NBF6-B | 3/4" - 14 BSPP | brass | 28.10 | 1.63 | 41.4 | 1.54 | 39.1 | 1-3/8" | 0.41 | - | 25 |
| 1/2" | 4NF8 | 1" - 11 1/2 NPTF | steel | 20.70 | 1.68 | 42.6 | 1.73 | 43.9 | 1-1/2" | 0.48 | - | 25 |
| 1/2" | 4NF8-B | 1" - 11 1/2 NPTF | brass | 30.85 | 1.68 | 42.6 | 1.73 | 43.9 | 1-1/2" | 0.53 | - | 25 |
| 1/2" | 4NBF8 | 1" - 11 BSPP | steel | 20.70 | 1.68 | 42.6 | 1.73 | 43.9 | 1-1/2" | 0.48 | - | 25 |
| 1/2" | 4NBF8-B | 1" - 11 BSPP | brass | 30.85 | 1.68 | 42.6 | 1.73 | 43.9 | 1-1/2" | 0.53 | - | 25 |

N-Series Pneumatic Couplings




| Body Size | N-Series Bowes Interchange Nipple (Female Threads) | | | | | | | | | | | |
|-----------|--|------------------|---------------|----------------|--------|------|------------|------|----------|-----------|-------------|-----|
| | Part Detail | | | List Price | Length | | Maximum OD | | Hex Inch | Weight Lb | Package Qty | |
| | Part Number | Threads | Material | | Inch | mm | Inch | mm | | | Bag | Box |
| 1/2" | N4F3 | 3/8" - 18 NPTF | steel | \$23.19 | 2.73 | 69.3 | 1.40 | 35.6 | 1-1/8" | 0.49 | - | 25 |
| 1/2" | N4F3-B | 3/8" - 18 NPTF | brass | 36.51 | 2.73 | 69.3 | 1.40 | 35.6 | 1-1/8" | 0.54 | - | 25 |
| 1/2" | N4BF3 | 3/8" - 19 BSPP | steel | 23.19 | 2.73 | 69.3 | 1.40 | 35.6 | 1-1/8" | 0.49 | - | 25 |
| 1/2" | N4F4 | 1/2" - 14 NPTF | steel | 23.19 | 2.73 | 69.3 | 1.40 | 35.6 | 1-1/8" | 0.75 | - | 25 |
| 1/2" | N4F4-B | 1/2" - 14 NPTF | brass | 36.51 | 2.73 | 69.3 | 1.40 | 35.6 | 1-1/8" | 0.83 | - | 25 |
| 1/2" | N4BF4 | 1/2" - 14 BSPP | steel | 23.19 | 2.73 | 69.3 | 1.40 | 35.6 | 1-1/8" | 0.75 | - | 25 |
| 1/2" | N4BF4-B | 1/2" - 14 BSPP | brass | 36.51 | 2.73 | 69.3 | 1.40 | 35.6 | 1-1/8" | 0.83 | - | 25 |
| 1/2" | N4F6 | 3/4" - 14 NPTF | steel | 23.19 | 3.34 | 84.8 | 1.58 | 40.1 | 1-3/8" | 0.66 | - | 25 |
| 1/2" | N4F6-B | 3/4" - 14 NPTF | brass | 36.51 | 3.34 | 84.8 | 1.58 | 40.1 | 1-3/8" | 0.74 | - | 25 |
| 1/2" | N4F6-S | 3/4" - 14 NPTF | 303 stainless | 78.60 | 3.34 | 84.8 | 1.58 | 40.1 | 1-3/8" | 0.69 | - | 25 |
| 1/2" | N4BF6 | 3/4" - 14 BSPP | steel | 23.19 | 3.34 | 84.8 | 1.58 | 40.1 | 1-3/8" | 0.70 | - | 25 |
| 1/2" | N4BF6-B | 3/4" - 14 BSPP | brass | 36.51 | 3.34 | 84.8 | 1.58 | 40.1 | 1-3/8" | 0.74 | - | 25 |
| 1/2" | N4F8 | 1" - 11 1/2 NPTF | steel | 25.66 | 3.37 | 85.7 | 1.73 | 43.9 | 1-1/2" | 0.72 | - | 25 |
| 1/2" | N4F8-B | 1" - 11 1/2 NPTF | brass | 38.12 | 3.37 | 85.7 | 1.73 | 43.9 | 1-1/2" | 0.77 | - | 25 |
| 1/2" | N4BF8 | 1" - 11 BSPP | steel | 25.66 | 3.37 | 85.7 | 1.73 | 43.9 | 1-1/2" | 0.72 | - | 25 |
| 1/2" | N4BF8-B | 1" - 11 BSPP | brass | 38.12 | 3.37 | 85.7 | 1.73 | 43.9 | 1-1/2" | 0.77 | - | 25 |




| Body Size | N-Series Bowes Interchange Safety-Lock Nipple (Female Threads) | | | | | | | | | | | |
|-----------|--|----------------|----------|----------------|--------|-------|------------|------|----------|-----------|-------------|-----|
| | Part Detail | | | List Price | Length | | Maximum OD | | Hex Inch | Weight Lb | Package Qty | |
| | Part Number | Threads | Material | | Inch | mm | Inch | mm | | | Bag | Box |
| 1/2" | N4F4-B-LS | 1/2" - 14 NPTF | brass | \$40.54 | 4.28 | 108.6 | 1.58 | 40.1 | 1-3/8" | 0.69 | - | 25 |
| 1/2" | N4F6-B-LS | 3/4" - 14 NPTF | brass | 40.54 | 4.38 | 111.2 | 1.73 | 43.9 | 1-1/2" | 0.67 | - | 25 |

N-Series Pneumatic Couplings




| Body Size | N-Series Bowes Interchange Coupler (Male Threads) | | | | | | | | | | | |
|-----------|---|------------------|---------------|----------------|--------|------|------------|------|----------|-----------|-------------|-----|
| | Part Detail | | | List Price | Length | | Maximum OD | | Hex Inch | Weight Lb | Package Qty | |
| | Part Number | Threads | Material | | Inch | mm | Inch | mm | | | Bag | Box |
| 3/8" | 3NM4 | 1/2" - 14 NPTF | steel | \$41.18 | 1.72 | 43.6 | 1.37 | 34.8 | 1-3/16" | 0.19 | - | 40 |
| 3/8" | 3NBM4 | 1/2" - 14 BSPT | steel | 41.18 | 1.72 | 43.6 | 1.37 | 34.8 | 1-3/16" | 0.19 | - | 40 |
| 1/2" | 4NM3 | 3/8" - 18 NPTF | steel | 18.79 | 1.77 | 45.0 | 1.54 | 39.1 | 1-3/8" | 0.31 | - | 25 |
| 1/2" | 4NM3-B | 3/8" - 18 NPTF | brass | 28.10 | 1.77 | 45.0 | 1.54 | 39.1 | 1-3/8" | 0.34 | - | 25 |
| 1/2" | 4NBM3 | 3/8" - 19 BSPT | steel | 18.79 | 1.77 | 45.0 | 1.54 | 39.1 | 1-3/8" | 0.31 | - | 25 |
| 1/2" | 4NM4 | 1/2" - 14 NPTF | steel | 18.79 | 1.77 | 45.0 | 1.54 | 39.1 | 1-3/8" | 0.33 | - | 25 |
| 1/2" | 4NM4-B | 1/2" - 14 NPTF | brass | 28.10 | 1.77 | 45.0 | 1.54 | 39.1 | 1-3/8" | 0.35 | - | 25 |
| 1/2" | 4NBM4 | 1/2" - 14 BSPT | steel | 18.79 | 1.77 | 45.0 | 1.54 | 39.1 | 1-3/8" | 0.33 | - | 25 |
| 1/2" | 4NBM4-B | 1/2" - 14 BSPT | brass | 28.10 | 1.77 | 45.0 | 1.54 | 39.1 | 1-3/8" | 0.35 | - | 25 |
| 1/2" | 4NM6 | 3/4" - 14 NPTF | steel | 18.79 | 1.77 | 45.0 | 1.54 | 39.1 | 1-3/8" | 0.34 | - | 25 |
| 1/2" | 4NM6-B | 3/4" - 14 NPTF | brass | 28.10 | 1.77 | 45.0 | 1.54 | 39.1 | 1-3/8" | 0.38 | - | 25 |
| 1/2" | 4NM6-S | 3/4" - 14 NPTF | 303 stainless | 57.70 | 1.77 | 45.0 | 1.54 | 39.1 | 1-3/8" | 0.35 | - | 25 |
| 1/2" | 4NBM6 | 3/4" - 14 BSPT | steel | 18.79 | 1.77 | 45.0 | 1.54 | 39.1 | 1-3/8" | 0.34 | - | 25 |
| 1/2" | 4NBM6-B | 3/4" - 14 BSPT | brass | 28.10 | 1.77 | 45.0 | 1.54 | 39.1 | 1-3/8" | 0.38 | - | 25 |
| 1/2" | 4NM8 | 1" - 11 1/2 NPTF | steel | 33.60 | 1.84 | 46.8 | 1.73 | 43.9 | 1-1/2" | 0.45 | - | 25 |
| 1/2" | 4NM8-B | 1" - 11 1/2 NPTF | brass | 30.72 | 1.84 | 46.8 | 1.73 | 43.9 | 1-1/2" | 0.49 | - | 25 |
| 1/2" | 4NBM8 | 1" - 11 BSPT | steel | 33.60 | 1.84 | 46.8 | 1.73 | 43.9 | 1-1/2" | 0.45 | - | 25 |
| 1/2" | 4NBM8-B | 1" - 11 BSPT | brass | 30.85 | 1.84 | 46.8 | 1.73 | 43.9 | 1-1/2" | 0.49 | - | 25 |

N-Series Pneumatic Couplings





| Body Size | N-Series Bowes Interchange Nipple (Male Threads) | | | | | | | | | | | |
|-----------|--|------------------|---------------|----------------|--------|------|------------|------|----------|-----------|-------------|-----|
| | Part Detail | | | List Price | Length | | Maximum OD | | Hex Inch | Weight Lb | Package Qty | |
| | Part Number | Threads | Material | | Inch | mm | Inch | mm | | | Bag | Box |
| 3/8" | N3M4 | 1/2" - 14 NPTF | steel | \$49.97 | 1.72 | 43.6 | 1.37 | 34.8 | 1-3/16" | 0.41 | - | 40 |
| 3/8" | N3BM4 | 1/2" - 14 BSPT | steel | 49.97 | 1.72 | 43.6 | 1.37 | 34.8 | 1-3/16" | 0.41 | - | 40 |
| 1/2" | N4M3 | 3/8" - 18 NPTF | steel | 23.96 | 3.65 | 92.7 | 1.40 | 35.6 | 1-1/8" | 0.54 | - | 25 |
| 1/2" | N4M3-B | 3/8" - 18 NPTF | brass | 35.02 | 3.65 | 92.7 | 1.40 | 35.6 | 1-1/8" | 0.55 | - | 25 |
| 1/2" | N4BM3 | 3/8" - 19 BSPT | steel | 23.96 | 3.65 | 92.7 | 1.40 | 35.6 | 1-1/8" | 0.54 | - | 25 |
| 1/2" | N4M4 | 1/2" - 14 NPTF | steel | 23.96 | 3.65 | 92.7 | 1.40 | 35.6 | 1-1/8" | 0.59 | - | 25 |
| 1/2" | N4M4-B | 1/2" - 14 NPTF | brass | 35.02 | 3.65 | 92.7 | 1.40 | 35.6 | 1-1/8" | 0.63 | - | 25 |
| 1/2" | N4BM4 | 1/2" - 14 BSPT | steel | 23.96 | 3.65 | 92.7 | 1.40 | 35.6 | 1-1/8" | 0.59 | - | 25 |
| 1/2" | N4BM4-B | 1/2" - 14 BSPT | brass | 35.02 | 3.65 | 92.7 | 1.40 | 35.6 | 1-1/8" | 0.63 | - | 25 |
| 1/2" | N4M6 | 3/4" - 14 NPTF | steel | 23.96 | 3.74 | 95.0 | 1.40 | 35.6 | 1-1/8" | 0.59 | - | 25 |
| 1/2" | N4M6-B | 3/4" - 14 NPTF | brass | 35.02 | 3.74 | 95.0 | 1.40 | 35.6 | 1-1/8" | 0.64 | - | 25 |
| 1/2" | N4M6-S | 3/4" - 14 NPTF | 303 stainless | 78.60 | 3.74 | 95.0 | 1.40 | 35.6 | 1-1/8" | 0.62 | - | 25 |
| 1/2" | N4BM6 | 3/4" - 14 BSPT | steel | 23.96 | 3.74 | 95.0 | 1.40 | 35.6 | 1-1/8" | 0.59 | - | 25 |
| 1/2" | N4BM6-B | 3/4" - 14 BSPT | brass | 35.02 | 3.74 | 95.0 | 1.40 | 35.6 | 1-1/8" | 0.64 | - | 25 |
| 1/2" | N4M8 | 1" - 11 1/2 NPTF | steel | 25.66 | 3.78 | 95.9 | 1.54 | 39.1 | 1-3/8" | 0.71 | - | 25 |
| 1/2" | N4M8-B | 1" - 11 1/2 NPTF | brass | 36.63 | 3.78 | 95.9 | 1.54 | 39.1 | 1-3/8" | 0.75 | - | 25 |
| 1/2" | N4BM8 | 1" - 11 BSPT | steel | 25.66 | 3.78 | 95.9 | 1.54 | 39.1 | 1-3/8" | 0.71 | - | 25 |
| 1/2" | N4BM8-B | 1" - 11 BSPT | brass | 36.63 | 3.78 | 95.9 | 1.54 | 39.1 | 1-3/8" | 0.75 | - | 25 |





| Body Size | N-Series Bowes Interchange Safety-Lock Nipple (Male Threads) | | | | | | | | | | | |
|-----------|--|----------------|---------------|----------------|--------|------|------------|------|----------|-----------|-------------|-----|
| | Part Detail | | | List Price | Length | | Maximum OD | | Hex Inch | Weight Lb | Package Qty | |
| | Part Number | Threads | Material | | Inch | mm | Inch | mm | | | Bag | Box |
| 1/2" | N4M4-LS | 1/2" - 14 NPTF | steel | \$31.77 | 3.65 | 92.7 | 1.40 | 35.6 | 1-1/8" | 0.63 | - | 25 |
| 1/2" | N4M4-B-LS | 1/2" - 14 NPTF | brass | 42.58 | 3.65 | 92.7 | 1.40 | 35.6 | 1-1/8" | 0.69 | - | 25 |
| 1/2" | N4BM4-LS | 1/2" - 14 BSPT | steel | 31.77 | 3.65 | 92.7 | 1.40 | 35.6 | 1-1/8" | 0.63 | - | 25 |
| 1/2" | N4M6-LS | 3/4" - 14 NPTF | steel | 31.77 | 3.74 | 95.0 | 1.40 | 35.6 | 1-1/8" | 0.65 | - | 25 |
| 1/2" | N4M6-B-LS | 3/4" - 14 NPTF | brass | 42.58 | 3.74 | 95.0 | 1.40 | 35.6 | 1-1/8" | 0.69 | - | 25 |
| 1/2" | N4M6-S-LS | 3/4" - 14 NPTF | 303 stainless | 125.68 | 3.74 | 95.0 | 1.40 | 35.6 | 1-1/8" | 0.67 | - | 25 |
| 1/2" | N4BM6-LS | 3/4" - 14 BSPT | steel | 31.77 | 3.74 | 95.0 | 1.40 | 35.6 | 1-1/8" | 0.65 | - | 25 |

N-Series Pneumatic Couplings





| Body Size | N-Series Bowes Interchange Coupler (Hose Barb) | | | | | | | | | | | |
|-----------|--|---------|---------------|----------------|--------|------|------------|------|----------|-----------|-------------|-----|
| | Part Detail | | | List Price | Length | | Maximum OD | | Hex Inch | Weight Lb | Package Qty | |
| | Part Number | Hose ID | Material | | Inch | mm | Inch | mm | | | Bag | Box |
| 3/8" | 3NCS4 | 1/2" | steel | \$46.33 | 2.41 | 61.2 | 1.20 | 30.5 | - | 0.18 | - | 40 |
| 1/2" | 4NS3 | 3/8" | steel | 18.79 | 2.98 | 75.7 | 1.33 | 33.8 | - | 0.34 | - | 25 |
| 1/2" | 4NS3-B | 3/8" | brass | 28.10 | 2.98 | 75.7 | 1.33 | 33.8 | - | 0.36 | - | 25 |
| 1/2" | 4NS4 | 1/2" | steel | 18.79 | 3.37 | 85.6 | 1.33 | 33.8 | - | 0.36 | - | 25 |
| 1/2" | 4NS4-B | 1/2" | brass | 28.10 | 3.37 | 85.6 | 1.33 | 33.8 | - | 0.40 | - | 25 |
| 1/2" | 4NS6 | 3/4" | steel | 18.79 | 3.37 | 85.6 | 1.33 | 33.8 | - | 0.40 | - | 25 |
| 1/2" | 4NS6-B | 3/4" | brass | 28.10 | 3.37 | 85.6 | 1.33 | 33.8 | - | 0.44 | - | 25 |
| 1/2" | 4NS6-S | 3/4" | 303 stainless | 57.70 | 3.37 | 85.6 | 1.33 | 33.8 | - | 0.41 | - | 25 |
| 1/2" | 4NS8 | 1" | steel | 20.70 | 3.49 | 88.7 | 1.33 | 33.8 | - | 0.52 | - | 25 |
| 1/2" | 4NS8-B | 1" | brass | 30.85 | 3.49 | 88.7 | 1.33 | 33.8 | - | 0.56 | - | 25 |
| 1/2" | 4NS8-S | 1" | 303 stainless | 78.54 | 3.49 | 88.7 | 1.33 | 33.8 | - | 0.56 | - | 25 |





| Body Size | N-Series Bowes Interchange Nipple (Hose Barb) | | | | | | | | | | | |
|-----------|---|---------|---------------|----------------|--------|-------|------------|------|----------|-----------|-------------|-----|
| | Part Detail | | | List Price | Length | | Maximum OD | | Hex Inch | Weight Lb | Package Qty | |
| | Part Number | Hose ID | Material | | Inch | mm | Inch | mm | | | Bag | Box |
| 3/8" | N3CS4 | 1/2" | steel | \$52.99 | 3.73 | 94.8 | 1.13 | 28.6 | - | 0.33 | - | 25 |
| 1/2" | N4S3 | 3/8" | steel | 22.73 | 4.36 | 110.7 | 1.40 | 35.6 | - | 0.59 | - | 25 |
| 1/2" | N4S3-B | 3/8" | brass | 39.04 | 4.36 | 110.7 | 1.40 | 35.6 | - | 0.66 | - | 25 |
| 1/2" | N4S4 | 1/2" | steel | 23.19 | 4.63 | 117.6 | 1.40 | 35.6 | - | 0.60 | - | 25 |
| 1/2" | N4S4-B | 1/2" | brass | 39.04 | 4.63 | 117.6 | 1.40 | 35.6 | - | 0.66 | - | 25 |
| 1/2" | N4S6 | 3/4" | steel | 23.19 | 4.77 | 121.2 | 1.40 | 35.6 | - | 0.59 | - | 25 |
| 1/2" | N4S6-B | 3/4" | brass | 39.04 | 4.77 | 121.2 | 1.40 | 35.6 | - | 0.64 | - | 25 |
| 1/2" | N4S6-S | 3/4" | 303 stainless | 78.60 | 4.77 | 121.2 | 1.40 | 35.6 | - | 0.62 | - | 25 |
| 1/2" | N4S8 | 1" | steel | 25.66 | 4.77 | 121.2 | 1.40 | 35.6 | - | 0.63 | - | 25 |
| 1/2" | N4S8-B | 1" | brass | 39.60 | 4.77 | 121.2 | 1.40 | 35.6 | - | 0.69 | - | 25 |
| 1/2" | N4S8-S | 1" | 303 stainless | 96.56 | 4.77 | 121.2 | 1.40 | 35.6 | - | 0.69 | - | 25 |



N-Series Pneumatic Couplings



| Body Size | N-Series Bowes Interchange Safety-Lock Nipple (Hose Barb) | | | | | | | | | | | |
|-----------|---|---------|---------------|------------|--------|-------|------------|------|----------|-----------|-------------|-----|
| | Part Detail | | | List Price | Length | | Maximum OD | | Hex Inch | Weight Lb | Package Qty | |
| | Part Number | Hose ID | Material | | Inch | mm | Inch | mm | | | Bag | Box |
| 1/2" | N4S4-LS | 1/2" | steel | \$31.77 | 4.63 | 117.6 | 1.40 | 35.6 | - | 0.61 | - | 25 |
| 1/2" | N4S4-B-LS | 1/2" | brass | 42.58 | 4.63 | 117.6 | 1.40 | 35.6 | - | 0.69 | - | 25 |
| 1/2" | N4S6-LS | 3/4" | steel | 30.94 | 4.77 | 121.2 | 1.40 | 35.6 | - | 0.61 | - | 25 |
| 1/2" | N4S6-B-LS | 3/4" | brass | 42.58 | 4.77 | 121.2 | 1.40 | 35.6 | - | 0.66 | - | 25 |
| 1/2" | N4S6-S-LS | 3/4" | 303 stainless | 125.68 | 4.77 | 121.2 | 1.40 | 35.6 | - | 0.64 | - | 25 |



| Body Size | N-Series Bowes Interchange Gender-Change Union | | | | | | | | | | | |
|-----------|--|--------------------|----------|------------|--------|------|------------|------|----------|-----------|-------------|-----|
| | Part Detail | | | List Price | Length | | Maximum OD | | Hex Inch | Weight Lb | Package Qty | |
| | Part Number | Configuration | Material | | Inch | mm | Inch | mm | | | Bag | Box |
| 1/2" | 4N4N | coupler to coupler | steel | \$62.16 | 3.26 | 82.8 | 1.33 | 33.8 | - | 0.30 | - | 25 |



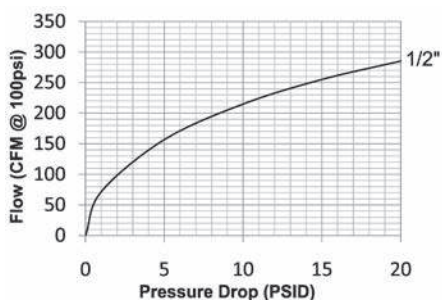
| Body Size | N-Series Bowes Interchange Protective Nipple Cap | | | | | | | | | | | |
|-----------|--|---------------|----------|------------|--------|------|------------|------|----------|-----------|-------------|-----|
| | Part Detail | | | List Price | Length | | Maximum OD | | Hex Inch | Weight Lb | Package Qty | |
| | Part Number | Cap Lanyard | Material | | Inch | mm | Inch | mm | | | Bag | Box |
| 1/2" | N4DC | SS bead chain | steel | \$22.03 | 1.50 | 38.1 | 1.33 | 33.8 | - | 0.32 | - | 25 |
| 1/2" | N4DC-B | SS bead chain | brass | 25.30 | 1.50 | 38.1 | 1.33 | 33.8 | - | 0.35 | - | 25 |

| Body Size | N-Series Bowes Interchange Replacement Seals | | | | | | | | | | | |
|-----------|--|---------------|---------------|------------|------------------------------|--|--|--|--|--|-------------|-----|
| | Part Detail | | | List Price | Seal Kit Contents | | | | | | Package Qty | |
| | Part Number | Coupler Style | Seal Material | | | | | | | | Bag | Box |
| 3/8" | 3N-SKIT | all | Nitrile | \$1.35 | O-Ring | | | | | | 25 | 200 |
| 1/2" | 4N-SKIT | all | Nitrile | 1.35 | Pneumatically Energized Seal | | | | | | 25 | 200 |
| 1/2" | F-4N-SKIT | all | Viton® | 2.86 | Pneumatically Energized Seal | | | | | | 25 | 500 |

P-Series Pneumatic Couplings

Interchange Data:

- Thor Finger-Lock Interchange
- Interchanges with Thor PHC-Series, National Series 'A', and Dixon Dual-Lock.



Materials:

- Machined components are manufactured using solid steel, brass, or 303 stainless steel bar stock.
- Phosphor Bronze retaining ring and spring maximize corrosion resistance and extend service life.
- Steel componentry is plated using ROHS Compliant Trivalent Chrome.

Seal Components:

- Nitrile (Buna-N) seals are standard, temperature range -40°F to +250°F (-40°C to +121°C).

Rated Pressure Chart:


| Body Size | P-Series Thor Interchange (Connected) | | | | | | | | | | | |
|-----------|---------------------------------------|-----|-------|-----|--------------------|-----|-------|-----|----------------------------------|-----|-------|-----|
| | Steel Coupler/Plug | | | | Brass Coupler/Plug | | | | 303 Stainless Steel Coupler/Plug | | | |
| | Max. Working | | Burst | | Max. Working | | Burst | | Max. Working | | Burst | |
| | PSI | Bar | PSI | Bar | PSI | Bar | PSI | Bar | PSI | Bar | PSI | Bar |
| 1/2" | 300 | 20 | 2,600 | 180 | 300 | 20 | 3,500 | 240 | 300 | 20 | 4,500 | 310 |

Technical Specifications:

| Body Size | Interchange Standards | | | | Functional Parameters | | | | |
|-----------|-----------------------|-----------------|-------------------------|---------------------|-----------------------|---------------|------------|---------------|------------------|
| | U.S. Military | U.S. Government | International Standards | ANSI/NFPA Standards | Locking Mechanism | Air Inclusion | Fluid Loss | Vacuum Rating | Flow ΔP = 15 PSI |
| 1/2" | - | - | - | - | Latch Fingers | N/A | N/A | N/R | 255 CFM |



List Price Option Adders:

| Body Size | Seals | | Sleeve Options | | | | Staked Ferrule Option | | | | | |
|-----------|--------|--------|----------------|--------|-------------|---------|-----------------------|--------|-----------|--------|---------------------|---------|
| | Viton® | | Flanged | | Lock Clip | | 1/2" Barb | | 3/4" Barb | | 3/4" Stainless Barb | |
| | Pre | Add \$ | Suf | Add \$ | Part Number | List \$ | Suf | Add \$ | Suf | Add \$ | Suf | Add \$ |
| 1/2" | F- | \$7.20 | -FS | \$3.65 | 4P-CLIP | \$1.76 | -WF43 | \$8.15 | -WF63 | \$8.15 | -WFS63 | \$10.80 |





P Series Coupler with -FS Flanged Sleeve Option



P-Series Pneumatic Couplings



| Body Size | P-Series Thor Interchange Coupler (Female Threads) | | | | | | | | | | | |
|-----------|--|----------------|---------------|----------------|--------|------|------------|------|--------------|-----------|-------------|-----|
| | Part Detail | | | List Price | Length | | Maximum OD | | Wrench Flats | Weight Lb | Package Qty | |
| | Part Number | Threads | Material | | Inch | mm | Inch | mm | | | Bag | Box |
| 1/2" | 4PF4 | 1/2" - 14 NPTF | steel | \$36.85 | 2.75 | 69.9 | 1.55 | 39.4 | 1-1/4" | 0.64 | - | 25 |
| 1/2" | 4PF6 | 3/4" - 14 NPTF | steel | 36.85 | 2.75 | 69.9 | 1.55 | 39.4 | 1-1/4" | 0.55 | - | 25 |
| 1/2" | 4PF6-B | 3/4" - 14 NPTF | brass | 77.86 | 2.75 | 69.9 | 1.55 | 39.4 | 1-1/4" | 0.58 | - | 25 |
| 1/2" | 4PF6-S | 3/4" - 14 NPTF | 303 stainless | 265.56 | 2.75 | 69.9 | 1.55 | 39.4 | 1-1/4" | 0.57 | - | 25 |





| Body Size | P-Series Thor Interchange Nipple (Female Threads) | | | | | | | | | | | |
|-----------|---|----------------|---------------|----------------|--------|------|------------|------|--------------|-----------|-------------|-----|
| | Part Detail | | | List Price | Length | | Maximum OD | | Wrench Flats | Weight Lb | Package Qty | |
| | Part Number | Threads | Material | | Inch | mm | Inch | mm | | | Bag | Box |
| 1/2" | P4F3 | 3/8"-18 NPTF | steel | \$22.07 | 1.79 | 45.5 | 1.55 | 39.4 | 7/8" | 0.49 | - | 25 |
| 1/2" | P4F4 | 1/2"-14 NPTF | steel | 23.92 | 2.25 | 57.2 | 1.55 | 39.4 | 1-5/16" | 0.75 | - | 25 |
| 1/2" | P4F4-B | 1/2"-14 NPTF | brass | 61.04 | 2.25 | 57.2 | 1.55 | 39.4 | 1-5/16" | 0.83 | - | 25 |
| 1/2" | P4F6 | 3/4"-14 NPTF | steel | 24.02 | 2.34 | 59.4 | 1.55 | 39.4 | 1-5/16" | 0.66 | - | 25 |
| 1/2" | P4F6-9 | 3/4"-14 NPTF | steel/Tefcoat | 48.93 | 2.34 | 59.4 | 1.55 | 39.4 | 1-5/16" | 0.66 | - | 25 |
| 1/2" | P4F6-B | 3/4"-14 NPTF | brass | 59.50 | 2.34 | 59.4 | 1.55 | 39.4 | 1-5/16" | 0.74 | - | 25 |
| 1/2" | P4F6-S | 3/4"-14 NPTF | 303 stainless | 137.40 | 2.34 | 59.4 | 1.55 | 39.4 | 1-5/16" | 0.69 | - | 25 |
| 1/2" | P4F8 | 1"-11 1/2 NPTF | steel | 26.15 | 2.76 | 70.1 | 1.55 | 39.4 | 1-7/16" | 0.72 | - | 25 |
| 1/2" | P4F8-B | 1"-11 1/2 NPTF | brass | 61.62 | 2.76 | 70.1 | 1.55 | 39.4 | 1-7/16" | 0.77 | - | 25 |





| Body Size | P-Series Thor Interchange Coupler (Male Threads) | | | | | | | | | | | |
|-----------|--|------------------|---------------|----------------|--------|------|------------|------|--------------|-----------|-------------|-----|
| | Part Detail | | | List Price | Length | | Maximum OD | | Wrench Flats | Weight Lb | Package Qty | |
| | Part Number | Threads | Material | | Inch | mm | Inch | mm | | | Bag | Box |
| 1/2" | 4PM3 | 3/8" - 18 NPTF | steel | \$32.36 | 2.93 | 74.4 | 1.55 | 39.4 | 7/8" | 0.48 | - | 25 |
| 1/2" | 4PM4 | 1/2" - 14 NPTF | steel | 32.19 | 2.98 | 75.7 | 1.55 | 39.4 | 7/8" | 0.48 | - | 25 |
| 1/2" | 4PM6 | 3/4" - 14 NPTF | steel | 32.19 | 2.98 | 75.7 | 1.55 | 39.4 | 1-1/16" | 0.51 | - | 25 |
| 1/2" | 4PM6-9 | 3/4" - 14 NPTF | steel/Tefcoat | 72.10 | 2.98 | 75.7 | 1.55 | 39.4 | 1-1/16" | 0.51 | - | 25 |
| 1/2" | 4PM6-S | 3/4" - 14 NPTF | 303 stainless | 277.51 | 2.98 | 75.7 | 1.55 | 39.4 | 1-1/16" | 0.50 | - | 25 |
| 1/2" | 4PM8 | 1" - 11 1/2 NPTF | steel | 78.80 | 3.11 | 79.0 | 1.55 | 39.4 | 1-3/8" | 0.56 | - | 25 |

P-Series Pneumatic Couplings



| Body Size | P-Series Thor Interchange Nipple (Male Threads) | | | | | | | | | | | |
|-----------|---|------------------|---------------|----------------|--------|------|------------|------|--------------|-----------|-------------|-----|
| | Part Detail | | | List Price | Length | | Maximum OD | | Wrench Flats | Weight Lb | Package Qty | |
| | Part Number | Threads | Material | | Inch | mm | Inch | mm | | | Bag | Box |
| 1/2" | P4M3 | 3/8" - 18 NPTF | steel | \$19.15 | 2.00 | 50.8 | 1.55 | 39.4 | 7/8" | 0.29 | - | 25 |
| 1/2" | P4M4 | 1/2" - 14 NPTF | steel | 18.79 | 2.25 | 57.2 | 1.55 | 39.4 | 15/16" | 0.32 | - | 25 |
| 1/2" | P4M4-B | 1/2" - 14 NPTF | brass | 57.07 | 2.25 | 57.2 | 1.55 | 39.4 | 15/16" | 0.35 | - | 25 |
| 1/2" | P4M6 | 3/4" - 14 NPTF | steel | 19.72 | 2.55 | 64.8 | 1.55 | 39.4 | 1-1/8" | 0.44 | - | 25 |
| 1/2" | P4M6-9 | 3/4" - 14 NPTF | steel/Tefcoat | 48.93 | 2.55 | 64.8 | 1.55 | 39.4 | 1-1/8" | 0.44 | - | 25 |
| 1/2" | P4M6-B | 3/4" - 14 NPTF | brass | 61.62 | 2.55 | 64.8 | 1.55 | 39.4 | 1-1/8" | 0.48 | - | 25 |
| 1/2" | P4M6-S | 3/4" - 14 NPTF | 303 stainless | 137.40 | 2.55 | 64.8 | 1.55 | 39.4 | 1-1/8" | 0.46 | - | 25 |
| 1/2" | P4M8 | 1" - 11 1/2 NPTF | steel | 22.11 | 3.25 | 82.6 | 1.55 | 39.4 | 1-3/8" | 0.62 | - | 25 |
| 1/2" | P4M8-B | 1" - 11 1/2 NPTF | brass | 61.62 | 3.25 | 82.6 | 1.55 | 39.4 | 1-3/8" | 0.66 | - | 25 |



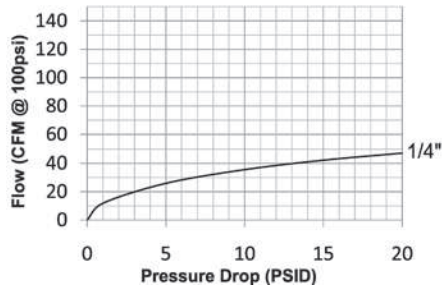
| Body Size | P-Series Thor Interchange Coupler (Hose Barb) | | | | | | | | | | | |
|-----------|---|---------|---------------|----------------|--------|-------|------------|------|----------|-----------|-------------|-----|
| | Part Detail | | | List Price | Length | | Maximum OD | | Hex Inch | Weight Lb | Package Qty | |
| | Part Number | Hose ID | Material | | Inch | mm | Inch | mm | | | Bag | Box |
| 1/2" | 4PS3 | 3/8" | steel | \$34.21 | 3.53 | 89.7 | 1.55 | 39.4 | - | 0.48 | - | 25 |
| 1/2" | 4PS4 | 1/2" | steel | 34.21 | 3.95 | 100.3 | 1.55 | 39.4 | - | 0.52 | - | 25 |
| 1/2" | 4PS4-B | 1/2" | brass | 70.59 | 3.95 | 100.3 | 1.55 | 39.4 | - | 0.57 | - | 25 |
| 1/2" | 4PS6 | 3/4" | steel | 36.13 | 3.95 | 100.3 | 1.55 | 39.4 | - | 0.55 | - | 25 |
| 1/2" | 4PS6-9 | 3/4" | steel/Tefcoat | 112.27 | 3.95 | 100.3 | 1.55 | 39.4 | - | 0.55 | - | 25 |
| 1/2" | 4PS6-B | 3/4" | brass | 80.32 | 3.95 | 100.3 | 1.55 | 39.4 | - | 0.58 | - | 25 |
| 1/2" | 4PS6-S | 3/4" | 303 stainless | 318.27 | 3.95 | 100.3 | 1.55 | 39.4 | - | 0.59 | - | 25 |
| 1/2" | 4PS8 | 1" | steel | 55.05 | 6.06 | 153.9 | 1.55 | 39.4 | - | 0.94 | - | 25 |
| 1/2" | 4PS8-B | 1" | brass | 87.58 | 6.06 | 153.9 | 1.55 | 39.4 | - | 0.98 | - | 25 |

| Body Size | P-Series Thor Interchange Replacement Seals | | | | | | | | | |
|-----------|---|---------------|----------|---------------|-------------------|-------------|-----|--|--|--|
| | Part Detail | | | List Price | Seal Kit Contents | Package Qty | | | | |
| | Part Number | Coupler Style | Material | | | Bag | Box | | | |
| 1/2" | 4P-SKIT | all | Nitrile | \$2.55 | Sealing Gasket | 25 | 500 | | | |
| 1/2" | F-4P-SKIT | all | Viton® | 6.34 | Sealing Gasket | 25 | 500 | | | |

NK-Series Pneumatic Couplings

Interchange Data:

- Japanese Industrial Interchange Pneumatic Coupling
- Nitto Kohki Hi-Cupla 200, Rectus Series 13, and CEJN Series 315



Materials:

- Machined components are manufactured using solid steel bar stock.
- Stainless steel balls, retaining rings, and springs maximize corrosion resistance and extend service life.
- Steel componentry is plated using chrome-over-nickel plating.

Seal Components:



- Nitrile (Buna-N) seals are standard, providing a temperature range of -40°F to +250°F (-40°C to +121°C).

Rated Pressure Chart:



| Body Size | NK-Series Japanese Industrial Interchange (Connected) | | | |
|-----------|---|-----|--------|-----|
| | Coupler/Plug | | | |
| | Maximum Working | | Burst | |
| | PSI | Bar | PSI | Bar |
| 1/4" | 300 | 20 | 13,500 | 931 |

Technical Specifications:

| Body Size | Interchange Standards | | | | Functional Parameters | | | | |
|-----------|-----------------------|-----------------|-------------------------|---------------------|-----------------------|---------------|------------|---------------|------------------|
| | U.S. Military | U.S. Government | International Standards | ANSI/NFPA Standards | Locking Ball Quantity | Air Inclusion | Fluid Loss | Vacuum Rating | Flow ΔP = 15 PSI |
| 1/4" | - | - | - | - | 4 | N/A | N/A | N/R | 42 CFM |

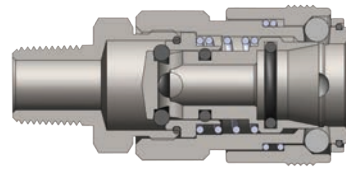



| Body Size | NK-Series Japanese Industrial Interchange Coupler (Female Threads) | | | | | | | | | | | |
|-----------|--|----------------|----------|------------|--------|------|------------|------|----------|-----------|-------------|-----|
| | Part Detail | | | List Price | Length | | Maximum OD | | Hex Inch | Weight Lb | Package Qty | |
| | Part Number | Threads | Material | | Inch | mm | Inch | mm | | | Bag | Box |
| 1/4" | 2NKF2 | 1/4" - 18 NPT | steel | \$18.47 | 1.97 | 50.0 | 1.02 | 26.0 | 3/4" | 0.28 | 10 | 100 |
| 1/4" | 2NKB2 | 1/4" - 19 BSPP | steel | 18.47 | 1.97 | 50.0 | 1.02 | 26.0 | 3/4" | 0.28 | 10 | 100 |


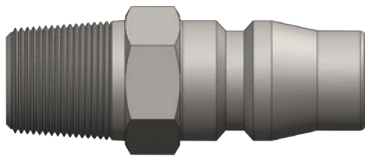


| Body Size | NK-Series Japanese Industrial Interchange Nipple (Female Threads) | | | | | | | | | | | |
|-----------|---|----------------|----------|------------|--------|------|------------|------|----------|-----------|-------------|-----|
| | Part Detail | | | List Price | Length | | Maximum OD | | Hex Inch | Weight Lb | Package Qty | |
| | Part Number | Threads | Material | | Inch | mm | Inch | mm | | | Bag | Box |
| 1/4" | NK2F2 | 1/4" - 18 NPT | steel | \$3.81 | 1.39 | 35.2 | 0.52 | 13.1 | 5/8" | 0.05 | 10 | 100 |
| 1/4" | NK2BF2 | 1/4" - 19 BSPP | steel | 3.81 | 1.39 | 35.2 | 0.52 | 13.1 | 5/8" | 0.05 | 10 | 100 |

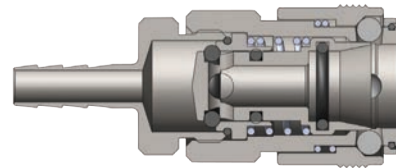
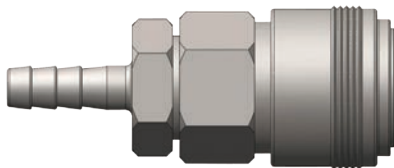
NK-Series Pneumatic Couplings





| Body Size | NK-Series Japanese Industrial Interchange Coupler (Male Threads) | | | | | | | | | | | |
|-----------|--|----------------|----------|------------|--------|------|------------|------|----------|-----------|-------------|-----|
| | Part Detail | | | List Price | Length | | Maximum OD | | Hex Inch | Weight Lb | Package Qty | |
| | Part Number | Threads | Material | | Inch | mm | Inch | mm | | | Bag | Box |
| 1/4" | 2NKM2 | 1/4" - 18 NPT | steel | \$18.47 | 2.12 | 54.0 | 1.02 | 26.0 | 3/4" | 0.28 | 10 | 100 |
| 1/4" | 2NKBM2 | 1/4" - 19 BSPT | steel | 18.47 | 2.12 | 54.0 | 1.02 | 26.0 | 3/4" | 0.29 | 10 | 100 |



| Body Size | NK-Series Japanese Industrial Interchange Nipple (Male Threads) | | | | | | | | | | | |
|-----------|---|----------------|----------|------------|--------|------|------------|------|----------|-----------|-------------|-----|
| | Part Detail | | | List Price | Length | | Maximum OD | | Hex Inch | Weight Lb | Package Qty | |
| | Part Number | Threads | Material | | Inch | mm | Inch | mm | | | Bag | Box |
| 1/4" | NK2M2 | 1/4" - 18 NPT | steel | \$3.81 | 1.54 | 39.2 | 0.52 | 13.1 | 5/8" | 0.05 | 10 | 100 |
| 1/4" | NK2BM2 | 1/4" - 19 BSPT | steel | 3.81 | 1.54 | 39.2 | 0.52 | 13.1 | 5/8" | 0.05 | 10 | 100 |



| Body Size | NK-Series Japanese Industrial Interchange Coupler (Hose Barb) | | | | | | | | | | | |
|-----------|---|---------|----------|------------|--------|------|------------|------|----------|-----------|-------------|-----|
| | Part Detail | | | List Price | Length | | Maximum OD | | Hex Inch | Weight Lb | Package Qty | |
| | Part Number | Hose ID | Material | | Inch | mm | Inch | mm | | | Bag | Box |
| 1/4" | 2NKS2 | 1/4" | steel | \$18.45 | 2.40 | 61.0 | 1.02 | 26.0 | 3/4" | 0.31 | 10 | 100 |

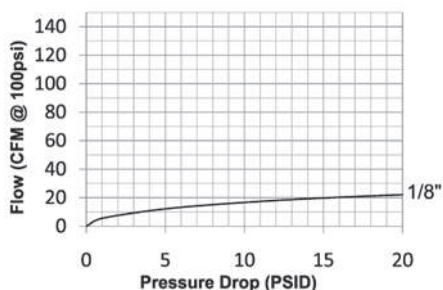


| Body Size | NK-Series Japanese Industrial Interchange Nipple (Hose Barb) | | | | | | | | | | | |
|-----------|--|---------|----------|------------|--------|------|------------|------|----------|-----------|-------------|-----|
| | Part Detail | | | List Price | Length | | Maximum OD | | Hex Inch | Weight Lb | Package Qty | |
| | Part Number | Hose ID | Material | | Inch | mm | Inch | mm | | | Bag | Box |
| 1/4" | NK2S2 | 1/4" | steel | \$3.81 | 1.78 | 45.2 | 0.44 | 11.3 | - | 0.05 | 10 | 100 |

BR-Series Pneumatic Couplings

Interchange Data:

- Rectus 21KA, Tomco Series SC, CEJN Series 223



Materials:

- Machined components are manufactured using solid brass bar stock.
- Stainless steel balls, retaining rings, and springs maximize corrosion resistance and extend service life.
- Machined components are plated with chrome-over-nickel plating.

Seal Components:



- Nitrile (Buna-N) seals are standard, providing a temperature range of -40°F to +250°F (-40°C to +121°C).

Rated Pressure Chart:



| BR-Series Rectus 21-Series Interchange (Connected) | | | | |
|--|-----------------|-----|-------|-----|
| Body Size | Coupler/Plug | | | |
| | Maximum Working | | Burst | |
| | PSI | Bar | PSI | Bar |
| 1/8" | 300 | 20 | 7,000 | 483 |

Technical Specifications:

| Body Size | Interchange Standards | | | | Functional Parameters | | | | |
|-----------|-----------------------|-----------------|-------------------------|---------------------|-----------------------|---------------|------------|---------------|------------------|
| | U.S. Military | U.S. Government | International Standards | ANSI/NFPA Standards | Locking Ball Quantity | Air Inclusion | Fluid Loss | Vacuum Rating | Flow ΔP = 15 PSI |
| 1/4" | - | - | - | - | 6 | N/A | N/A | N/R | 20 CFM |





| BR-Series Rectus 21-Series Interchange Coupler (Female Threads) | | | | | | | | | | | | |
|---|-------------|----------------|----------|------------|--------|------|------------|------|----------|-----------|-------------|-----|
| Body Size | Part Detail | | | List Price | Length | | Maximum OD | | Hex Inch | Weight Lb | Package Qty | |
| | Part Number | Threads | Material | | Inch | mm | Inch | mm | | | Bag | Box |
| 1/8" | 1BRF1-B-7 | 1/8" - 27 NPT | brass | \$11.98 | 1.55 | 39.4 | 0.65 | 16.5 | 9/16" | 0.06 | 10 | 100 |
| 1/8" | 1BRBF1-B-7 | 1/8" - 28 BSPP | brass | 11.98 | 1.55 | 39.4 | 0.65 | 16.5 | 9/16" | 0.06 | 10 | 100 |
| 1/8" | 1BRF2-B-7 | 1/4" - 18 NPT | brass | 11.98 | 1.77 | 45.0 | 0.72 | 18.3 | 5/8" | 0.10 | 10 | 100 |
| 1/8" | 1BRBF2-B-7 | 1/4" - 19 BSPP | brass | 11.98 | 1.77 | 45.0 | 0.72 | 18.3 | 5/8" | 0.10 | 10 | 100 |


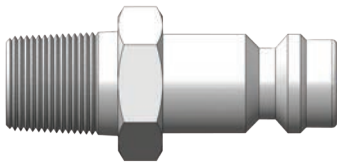


| BR-Series Rectus 21-Series Interchange Nipple (Female Threads) | | | | | | | | | | | | |
|--|--------------|----------------|----------|------------|--------|------|------------|------|----------|-----------|-------------|-----|
| Body Size | Part Detail | | | List Price | Length | | Maximum OD | | Hex Inch | Weight Lb | Package Qty | |
| | Part Number | Threads | Material | | Inch | mm | Inch | mm | | | Bag | Box |
| 1/8" | BR1F1-B-E-7 | 1/8" - 27 NPT | brass | \$3.41 | 1.14 | 29.0 | 0.65 | 16.5 | 9/16" | 0.04 | 10 | 100 |
| 1/8" | BR1BF1-B-E-7 | 1/8" - 28 BSPP | brass | 3.41 | 1.14 | 29.0 | 0.65 | 16.5 | 9/16" | 0.04 | 10 | 100 |
| 1/8" | BR1F2-B-E-7 | 1/4" - 18 NPT | brass | 3.41 | 1.33 | 33.8 | 0.72 | 18.3 | 5/8" | 0.07 | 10 | 100 |
| 1/8" | BR1BF2-B-E-7 | 1/4" - 19 BSPP | brass | 3.41 | 1.33 | 33.8 | 0.72 | 18.3 | 5/8" | 0.07 | 10 | 100 |

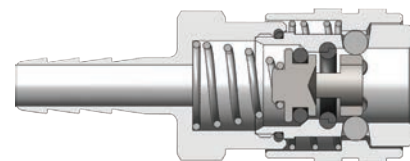

BR-Series Pneumatic Couplings




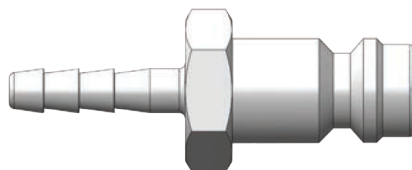
| Body Size | BR-Series Rectus 21-Series Interchange Coupler (Male Threads) | | | | | | | | | | | |
|-----------|---|----------------|----------|------------|--------|------|------------|------|----------|-----------|-------------|-----|
| | Part Detail | | | List Price | Length | | Maximum OD | | Hex Inch | Weight Lb | Package Qty | |
| | Part Number | Threads | Material | | Inch | mm | Inch | mm | | | Bag | Box |
| 1/8" | 1BRM1-B-7 | 1/8" - 27 NPT | brass | \$11.98 | 1.49 | 37.8 | 0.65 | 16.5 | 9/16" | 0.06 | 10 | 100 |
| 1/8" | 1BRGM1-B-7 | 1/8" - 28 BSPP | brass | 11.98 | 1.49 | 37.8 | 0.65 | 16.5 | 9/16" | 0.06 | 10 | 100 |
| 1/8" | 1BRM2-B-7 | 1/4" - 18 NPT | brass | 11.98 | 1.61 | 40.9 | 0.72 | 18.3 | 5/8" | 0.07 | 10 | 100 |
| 1/8" | 1BRGM2-B-7 | 1/4" - 19 BSPP | brass | 11.98 | 1.61 | 40.9 | 0.72 | 18.3 | 5/8" | 0.07 | 10 | 100 |



| Body Size | BR-Series Rectus 21-Series Interchange Nipple (Male Threads) | | | | | | | | | | | |
|-----------|--|----------------|----------|------------|--------|------|------------|------|----------|-----------|-------------|-----|
| | Part Detail | | | List Price | Length | | Maximum OD | | Hex Inch | Weight Lb | Package Qty | |
| | Part Number | Threads | Material | | Inch | mm | Inch | mm | | | Bag | Box |
| 1/8" | BR1M1-B-E-7 | 1/8" - 27 NPT | brass | \$3.41 | 1.06 | 26.9 | 0.65 | 16.5 | 9/16" | 0.03 | 10 | 100 |
| 1/8" | BR1GM1-B-E-7 | 1/8" - 28 BSPP | brass | 3.41 | 1.06 | 26.9 | 0.65 | 16.5 | 9/16" | 0.03 | 10 | 100 |
| 1/8" | BR1M2-B-E-7 | 1/4" - 18 NPT | brass | 3.41 | 1.20 | 30.5 | 0.72 | 18.3 | 5/8" | 0.04 | 10 | 100 |
| 1/8" | BR1GM2-B-E-7 | 1/4" - 19 BSPP | brass | 3.41 | 1.20 | 30.5 | 0.72 | 18.3 | 5/8" | 0.04 | 10 | 100 |



| Body Size | BR-Series Rectus 21-Series Interchange Coupler (Hose Barb) | | | | | | | | | | | |
|-----------|--|---------|----------|------------|--------|------|------------|-----|----------|-----------|-------------|-----|
| | Part Detail | | | List Price | Length | | Maximum OD | | Hex Inch | Weight Lb | Package Qty | |
| | Part Number | Hose ID | Material | | Inch | mm | Inch | mm | | | Bag | Box |
| 1/8" | 1BRS1.25-B-7 | 4mm | brass | \$11.98 | 1.26 | 32.0 | 0.35 | 8.9 | 9/16" | 0.06 | 10 | 100 |
| 1/8" | 1BRS1.86-B-7 | 6mm | brass | 11.98 | 1.26 | 32.0 | 0.35 | 8.9 | 9/16" | 0.08 | 10 | 100 |
| 1/8" | 1BRS2.83-B-7 | 9mm | brass | 11.98 | 1.26 | 32.0 | 0.35 | 8.9 | 9/16" | 0.09 | 10 | 100 |

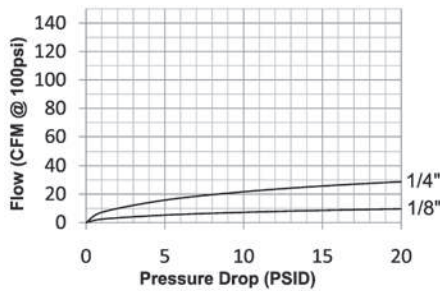


| Body Size | BR-Series Rectus 21-Series Interchange Nipple (Hose Barb) | | | | | | | | | | | |
|-----------|---|---------|----------|------------|--------|------|------------|-----|----------|-----------|-------------|-----|
| | Part Detail | | | List Price | Length | | Maximum OD | | Hex Inch | Weight Lb | Package Qty | |
| | Part Number | Hose ID | Material | | Inch | mm | Inch | mm | | | Bag | Box |
| 1/8" | BR1S1.25-B-E-7 | 4mm | brass | \$3.41 | 1.26 | 32.0 | 0.35 | 8.9 | 9/16" | 0.03 | 10 | 100 |
| 1/8" | BR1S1.86-B-E-7 | 6mm | brass | 3.41 | 1.26 | 32.0 | 0.35 | 8.9 | 9/16" | 0.03 | 10 | 100 |
| 1/8" | BR1S2.83-B-E-7 | 9mm | brass | 3.41 | 1.26 | 32.0 | 0.35 | 8.9 | 9/16" | 0.04 | 10 | 100 |

A-Series Pneumatic Couplings

Interchange Data:

- Dixon Quick Coupling Proprietary Astronautics



Materials:

- Machined components are manufactured using solid steel or brass bar stock.
- Stainless steel balls, retaining rings, and springs maximize corrosion resistance and extend service life.
- Steel componentry is plated using ROHS Compliant Trivalent Chrome.
- Couplers are constructed of brass with steel valve as standard.

Seal Components:

- Nitrile (Buna-N) seals are standard, providing a temperature range of -40°F to +250°F (-40°C to +121°C).

Rated Pressure Chart:



| Body Size | A-Series Astronautics High Pressure Pneumatic (Connected) | | | | | | | |
|-----------|---|-----|--------|-------|--------------------|-----|--------|-------|
| | Brass Coupler/Steel Plug | | | | Brass Coupler/Plug | | | |
| | Maximum Working | | Burst | | Maximum Working | | Burst | |
| | PSI | Bar | PSI | Bar | PSI | Bar | PSI | Bar |
| 1/8" | 1,000 | 70 | 18,500 | 1,275 | 500 | 35 | 15,500 | 1,070 |
| 1/4" | 1,000 | 70 | 8,000 | 550 | 500 | 35 | 6,500 | 450 |

Technical Specifications:

| Body Size | Interchange Standards | | | | Functional Parameters | | | | |
|-----------|-----------------------|-----------------|-------------------------|---------------------|-----------------------|---------------|------------|---------------|------------------|
| | U.S. Military | U.S. Government | International Standards | ANSI/NFPA Standards | Locking Ball Quantity | Air Inclusion | Fluid Loss | Vacuum Rating | Flow ΔP = 15 PSI |
| 1/8" | - | - | - | - | 3 | N/A | N/A | N/R | 8.6 CFM |
| 1/4" | - | - | - | - | 3 | N/A | N/A | N/R | 26 CFM |



List Price Seal Option Adders:

| Body Size | Seal Options | | | | Valve Options | | | | | | Sleeve Options | | | | Treatments | |
|-----------|--------------|--------|------|--------|---------------|---------|-------|--------|-------|--------|----------------|--------|-------------|--------|------------|---------|
| | Viton® | | EPDM | | Unvalved | | Brass | | 303SS | | Flanged | | Sleeve-Lock | | Oxy-Clean | |
| | Pre | Add \$ | Pre | Add \$ | Suf | Add \$ | Suf | Add \$ | Suf | Add \$ | Suf | Add \$ | Suf | Add \$ | Suf | Add \$ |
| 1/8" | F- | \$2.00 | P- | \$2.50 | -E | -\$0.65 | -BV | \$0.90 | -SV | \$0.90 | -FS | N/A | -LS | \$5.00 | -C1 | \$12.00 |
| 1/4" | F- | N/A | P- | N/A | -E | -3.80 | -BV | N/A | -SV | N/A | -FS | N/A | -LS | 8.90 | -C1 | 16.00 |





| Body Size | A-Series Astronautics High Pressure Pneumatic Coupler (Female Threads) | | | | | | | | | | | |
|-----------|--|----------------|----------|------------|--------|------|------------|------|----------|-----------|-------------|-----|
| | Part Detail | | | List Price | Length | | Maximum OD | | Hex Inch | Weight Lb | Package Qty | |
| | Part Number | Threads | Material | | Inch | mm | Inch | mm | | | Bag | Box |
| 1/8" | 1AF1-B | 1/8" - 27 NPTF | brass | \$24.02 | 1.68 | 42.7 | 0.64 | 16.3 | 1/2" | 0.08 | 10 | 100 |
| 1/4" | 2AF1-B | 1/8" - 27 NPTF | brass | 25.11 | 2.41 | 61.2 | 0.77 | 19.6 | 1/2" | 0.17 | 10 | 100 |
| 1/4" | 2AF2-B | 1/4" - 18 NPTF | brass | 25.11 | 2.70 | 68.6 | 0.77 | 19.6 | 11/16" | 0.16 | 10 | 100 |



A-Series Pneumatic Couplings





| Body Size | A-Series Astronautics High Pressure Pneumatic Nipple (Female Threads) | | | | | | | | | | | |
|-----------|---|----------------|----------|---------------|--------|------|------------|------|----------|-----------|-------------|-----|
| | Part Detail | | | List Price | Length | | Maximum OD | | Hex Inch | Weight Lb | Package Qty | |
| | Part Number | Threads | Material | | Inch | mm | Inch | mm | | | Bag | Box |
| 1/8" | A1F1-B | 1/8" - 27 NPTF | brass | \$7.37 | 1.26 | 32.0 | 0.58 | 14.7 | 1/2" | 0.03 | 10 | 100 |
| 1/4" | A2F1-B | 1/8" - 27 NPTF | brass | 7.37 | 1.34 | 34.0 | 0.65 | 16.5 | 9/16" | 0.08 | 10 | 100 |
| 1/4" | A2F2 | 1/4" - 18 NPTF | steel | 5.62 | 1.56 | 39.6 | 0.79 | 20.1 | 11/16" | 0.07 | 10 | 100 |
| 1/4" | A2F2-B | 1/4" - 18 NPTF | brass | 7.37 | 1.56 | 39.6 | 0.79 | 20.1 | 11/16" | 0.07 | 10 | 100 |



| Body Size | A-Series Astronautics High Pressure Pneumatic Coupler (Male Threads) | | | | | | | | | | | |
|-----------|--|----------------|----------|----------------|--------|------|------------|------|----------|-----------|-------------|-----|
| | Part Detail | | | List Price | Length | | Maximum OD | | Hex Inch | Weight Lb | Package Qty | |
| | Part Number | Threads | Material | | Inch | mm | Inch | mm | | | Bag | Box |
| 1/8" | 1AM1-B | 1/8" - 27 NPTF | brass | \$24.02 | 1.75 | 44.5 | 0.64 | 16.3 | 1/2" | 0.08 | 10 | 100 |
| 1/4" | 2AM1-B | 1/8" - 27 NPTF | brass | 25.11 | 2.12 | 53.8 | 0.77 | 19.6 | 11/16" | 0.17 | 10 | 100 |
| 1/4" | 2AM2-B | 1/4" - 18 NPTF | brass | 25.11 | 2.23 | 56.6 | 0.77 | 19.6 | 11/16" | 0.16 | 10 | 100 |





| Body Size | A-Series Astronautics High Pressure Pneumatic Nipple (Male Threads) | | | | | | | | | | | |
|-----------|---|----------------|----------|---------------|--------|------|------------|------|----------|-----------|-------------|-----|
| | Part Detail | | | List Price | Length | | Maximum OD | | Hex Inch | Weight Lb | Package Qty | |
| | Part Number | Threads | Material | | Inch | mm | Inch | mm | | | Bag | Box |
| 1/8" | A1M1-B | 1/8" - 27 NPTF | brass | \$7.37 | 1.30 | 33.0 | 0.51 | 13.0 | 7/16" | 0.02 | 10 | 100 |
| 1/4" | A2M2 | 1/4" - 18 NPTF | steel | 5.30 | 1.59 | 40.4 | 0.65 | 16.5 | 9/16" | 0.03 | 10 | 100 |
| 1/4" | A2M2-B | 1/4" - 18 NPTF | brass | 6.95 | 1.59 | 40.4 | 0.65 | 16.5 | 9/16" | 0.03 | 10 | 100 |


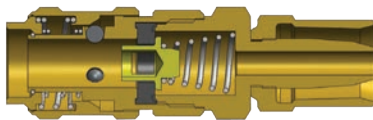


| Body Size | A-Series Astronautics High Pressure Pneumatic Coupler (Hose Barb) | | | | | | | | | | | |
|-----------|---|---------|----------|----------------|--------|------|------------|------|----------|-----------|-------------|-----|
| | Part Detail | | | List Price | Length | | Maximum OD | | Hex Inch | Weight Lb | Package Qty | |
| | Part Number | Hose ID | Material | | Inch | mm | Inch | mm | | | Bag | Box |
| 1/8" | 1AS1-B | 1/8" | brass | \$26.20 | 1.98 | 50.3 | 0.64 | 16.3 | 1/2" | 0.07 | 10 | 100 |
| 1/4" | 2AS2-B | 1/4" | brass | 27.30 | 2.70 | 68.6 | 0.77 | 19.6 | 11/16" | 0.15 | 10 | 100 |


A-Series Pneumatic Couplings



| Body Size | A-Series Astronautics High Pressure Pneumatic Nipple (Hose Barb) | | | | | | | | | | | |
|-----------|--|---------|----------|---------------|--------|------|------------|------|----------|-----------|-------------|-----|
| | Part Detail | | | List Price | Length | | Maximum OD | | Hex Inch | Weight Lb | Package Qty | |
| | Part Number | Hose ID | Material | | Inch | mm | Inch | mm | | | Bag | Box |
| 1/8" | A1S1-B | 1/8" | brass | \$7.37 | 1.50 | 38.1 | 0.44 | 11.2 | - | 0.02 | 10 | 100 |
| 1/4" | A2S2 | 1/4" | steel | \$9.63 | 1.99 | 50.5 | 1.01 | 25.7 | - | 0.04 | 10 | 100 |



| Body Size | A-Series Astronautics High Pressure Coupler (Reusable Barb) | | | | | | | | | | | |
|-----------|---|--------------|----------|----------------|--------|------|------------|------|----------|-----------|-------------|-----|
| | Part Detail | | | List Price | Length | | Maximum OD | | Hex Inch | Weight Lb | Package Qty | |
| | Part Number | Hose ID x OD | Material | | Inch | mm | Inch | mm | | | Bag | Box |
| 1/4" | 2AE2-B | 1/4" x 1/2" | brass | \$31.87 | 2.62 | 66.5 | 0.77 | 19.6 | 11/16" | 0.17 | 10 | 100 |
| --- | --- | --- | --- | --- | -- | -- | -- | -- | -- | -- | -- | -- |



| Body Size | A-Series Astronautics High Pressure Nipple (Reusable Barb) | | | | | | | | | | | |
|-----------|--|--------------|----------|----------------|--------|------|------------|------|----------|-----------|-------------|-----|
| | Part Detail | | | List Price | Length | | Maximum OD | | Hex Inch | Weight Lb | Package Qty | |
| | Part Number | Hose ID x OD | Material | | Inch | mm | Inch | mm | | | Bag | Box |
| 1/4" | A2E2 | 1/4" x 1/2" | steel | \$11.02 | 1.97 | 50.0 | 0.68 | 17.3 | 9/16" | 0.08 | 10 | 100 |
| 1/4" | A2E2-B | 1/4" x 1/2" | brass | 10.71 | 1.97 | 50.0 | 0.68 | 17.3 | 9/16" | 0.08 | 10 | 100 |

A Series Profile



Operating pressure for couplings utilizing hose barb end connections may be dramatically reduced to that of the hose rating and/or hose end connection combination. Consult hose manufacturer's catalog for hose end connection ratings. If in doubt, test under controlled conditions for suitability to application. Dixon Quick Coupling cannot assume liability for misapplication of production resulting in equipment down-time, lost production, and/or personal injury including death.



SCV-Series Pneumatic Couplings

Interchange Data:

- Hansen FS-Series

Materials:

- Machined components are manufactured using solid brass bar stock.
- Stainless steel springs and roll-pins maximize corrosion resistance and extend service life.

Seal Components:

- Nitrile (Buna-N) seals are standard, providing a temperature range of -40°F to +250°F (-40°C to +121°C).

Features:

- does not prevent backflow
- High flow design results in maximum flow with minimal pressure drop.
- Automatically and instantly protects the operator against hose whip in the event of a damaged hose or coupling.
- In the event of a hose rupture or coupling failure, the valve will automatically reset after the problem is fixed.
- SCV-Series is available in a large selection of sizes ranging from 1/4" to 3", NPTF (BSPP/BSPT threads on request).
- Valve operation is fully compliant with OSHA Safety Regulation 1926.302(b)(7), as shown on page 3.



Not recommended for applications requiring 100% of the available air supply. These applications include, but are not limited to, sand blast equipment, pile driving rigs, and expansion joint blow down pipes. It is recommended to install auxiliary safety devices, including Safety Cables, to ensure optimum safety for the operator in the event of a coupling failure or hose rupture.

Use:


- Safety check valves operate by using the pressure differential across the valve to operate the valve and spring assembly. The pressure differential is directly related to the flow of air (SCFM) through the valve.
- When the pressure differential is within the operating limits - below the cutoff flow - of the unit, the force on the valve exerted by the spring is greater than that caused by the pressure differential (see "Open Position" graphic on next page). The valve remains open and normal operation continues.
- When the pressure differential is above the cutoff limit, the force on the valve exerted by the pressure differential is greater than the force exerted by the spring, and the valve closes (see the "Closed Position" graphic on next page).
- After the repair is made, normal operation is automatically enabled when pressure across the valve equalizes through the bleeder hole.
- The valve spring size can be specified by determining the air flow during normal operation and by estimating the air flow if a failure or rupture occurs.

Technical Specifications:


| Performance Specifications | Maximum Operating Pressure - Bar (PSI) | Minimum Burst Pressure - Bar (PSI) | Air Flow * 30.5m (100') |
|----------------------------|--|------------------------------------|-------------------------|
| 1/4" | 17 (250) | 138 (2,000) | 17 SCFM |
| 3/8" | 17 (250) | 138 (2,000) | 41 SCFM |
| 1/2" | 17 (250) | 138 (2,000) | 77 SCFM |
| 3/4" | 17 (250) | 138 (2,000) | 178 SCFM |
| 1" | 17 (250) | 138 (2,000) | 340 SCFM |
| 1-1/4" | 17 (250) | 138 (2,000) | 620 SCFM |
| 1-1/2" | 17 (250) | 138 (2,000) | 940 SCFM |
| 2" | 17 (250) | 138 (2,000) | 1,760 SCFM |
| 2-1/2" | 17 (250) | 138 (1,500) | 2,800 SCFM |
| 3" | 17 (250) | 138 (1,200) | 4,200 SCFM |

* Air flow rating is based upon calculated values using unobstructed air flow for the applicable hose size.

SCV-Series Pneumatic Couplings



Open



Closed

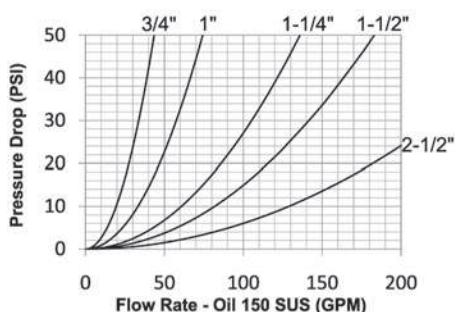
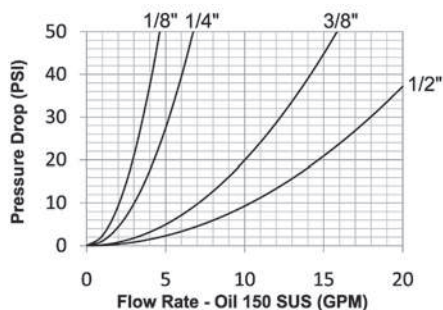
| Body Size | SCV-Series Excessive Flow Sensor (Male to Female Threads) | | | | | | | |
|-----------|---|----------------------|----------|----------------|---|--------------|-------------|-----|
| | Part Detail | | | List Price | Cutoff Flow - SCFM (90 PSI Inlet Pressure) | Weight Lb | Package Qty | |
| | Part Number | Threads | Material | | | | Bag | Box |
| 1/4" | SCVL2 | 1/4" - 18 NPTF | brass | \$57.87 | 23-29 | 0.13 | 5 | 25 |
| 3/8" | SCVL3 | 3/8" - 18 NPTF | brass | 54.27 | 30-36 | 0.19 | 5 | 25 |
| 3/8" | SCVM3 | 3/8" - 18 NPTF | brass | 54.27 | 39-47 | 0.19 | 5 | 25 |
| 3/8" | SCVS3 | 3/8" - 18 NPTF | brass | 54.27 | 52-65 | 0.19 | 5 | 25 |
| 1/2" | SCVM4 | 1/2" - 14 NPTF | brass | 58.28 | 70-78 | 0.50 | 5 | 20 |
| 1/2" | SCVS4 | 1/2" - 14 NPTF | brass | 58.28 | 80-96 | 0.50 | 5 | 20 |
| 3/4" | SCVL6 | 3/4" - 14 NPTF | brass | 92.24 | 72-88 | 0.81 | - | 10 |
| 3/4" | SCVM6 | 3/4" - 14 NPTF | brass | 92.24 | 92-108 | 0.81 | - | 10 |
| 3/4" | SCVR6 | 3/4" - 14 NPTF | brass | 92.24 | 112-128 | 0.81 | - | 10 |
| 3/4" | SCVJ6 | 3/4" - 14 NPTF | brass | 92.24 | 132-148 | 0.81 | - | 10 |
| 3/4" | SCVS6 | 3/4" - 14 NPTF | brass | 92.24 | 160-180 | 0.81 | - | 10 |
| 3/4" | SCVH6 | 3/4" - 14 NPTF | brass | 92.24 | 180-200 | 0.81 | - | 10 |
| 1" | SCVL8 | 1" - 11 1/2 NPTF | brass | 104.32 | 165-195 | 1.50 | - | 5 |
| 1" | SCVM8 | 1" - 11 1/2 NPTF | brass | 104.32 | 220-260 | 1.50 | - | 5 |
| 1" | SCVS8 | 1" - 11 1/2 NPTF | brass | 104.32 | 280-320 | 1.50 | - | 5 |
| 1" | SCVH8 | 1" - 11 1/2 NPTF | brass | 104.32 | 310-340 | 1.50 | - | 5 |
| 1-1/4" | SCVL10 | 1-1/4" - 11 1/2 NPTF | brass | 215.49 | 260-290 | 2.19 | - | 5 |
| 1-1/4" | SCVM10 | 1-1/4" - 11 1/2 NPTF | brass | 215.49 | 300-340 | 2.19 | - | 5 |
| 1-1/4" | SCVS10 | 1-1/4" - 11 1/2 NPTF | brass | 215.49 | 440-500 | 2.19 | - | 5 |
| 1-1/4" | SCVH10 | 1-1/4" - 11 1/2 NPTF | brass | 215.49 | 570-630 | 2.19 | - | 5 |
| 1-1/2" | SCVL12 | 1-1/2" - 11 1/2 NPTF | brass | 361.45 | 300-360 | 5.00 | - | 1 |
| 1-1/2" | SCVM12 | 1-1/2" - 11 1/2 NPTF | brass | 361.45 | 470-530 | 5.00 | - | 1 |
| 1-1/2" | SCVX12 | 1-1/2" - 11 1/2 NPTF | brass | 361.45 | 564-602 | 5.00 | - | 1 |
| 1-1/2" | SCVS12 | 1-1/2" - 11 1/2 NPTF | brass | 361.45 | 640-720 | 5.00 | - | 1 |
| 1-1/2" | SCVH12 | 1-1/2" - 11 1/2 NPTF | brass | 361.45 | 750-830 | 5.00 | - | 1 |
| 2" | SCVL16 | 2" - 11 1/2 NPTF | brass | 493.56 | 510-590 | 8.13 | - | 1 |
| 2" | SCVM16 | 2" - 11 1/2 NPTF | brass | 493.56 | 725-825 | 8.13 | - | 1 |
| 2" | SCVS16 | 2" - 11 1/2 NPTF | brass | 493.56 | 900-1050 | 8.13 | - | 1 |
| 2" | SCVH16 | 2" - 11 1/2 NPTF | brass | 493.56 | 1100-1200 | 8.13 | - | 1 |
| 3" | SCVL24 | 3" - 11 1/2 NPTF | brass | 2095.85 | 1200-1400 | 11.60 | - | 1 |
| 3" | SCVS24 | 3" - 11 1/2 NPTF | brass | 2095.85 | 2400-2700 | 11.60 | - | 1 |
| 3" | SCVH24 | 3" - 11 1/2 NPTF | brass | 2095.85 | 2850-3050 | 11.60 | - | 1 |

Contact Factory for cut-off flow values at other inlet pressures.

H-Series Hydraulic Couplings

Interchange Data:

- Interchangeable to ISO7241 Series 'B'
- Parker 60-Series, Snap-Tite 72-Series, Hansen HK-Series, Faster Series 'HNV' Aeroquip/Eaton FD45, Stucchi Series IRB/IRBO/IRBX



Materials:

- Machined components are manufactured using solid steel, brass, 303 stainless steel or 316 stainless steel bar stock.
- Stainless steel balls, retaining rings, and springs maximize corrosion resistance and extend service life.
- Steel componentry is plated using ROHS Compliant Trivalent Chrome.
- Steel coupler sleeves are hardened to resist deformation and maximize service life.
- Steel nipples are hardened to provide heavy duty performance and resist brinelling.

Seal Components:

- Nitrile (Buna-N) seals are standard providing a temperature range of -40°F to +250°F (-40°C to +121°C).
- 1/8" to 1" steel and stainless couplers have a PTFE anti-extrusion ring.
- 1/8" to 2-1/2" brass couplers have a redundant O-Ring sealing system (dual O-Rings/no PTFE back-up ring)
- 1-1/4" to 2-1/2" steel and stainless couplers have a redundant o-ring sealing system (dual O-Rings/no PTFE back-up ring)
- Valve seals are crimped in place to maintain integrity during excessive flow conditions and pressurized connection.

Rated Pressure Chart:

| Body Size | H-Series ISO-B Interchange (Connected) | | | | | | | | | | | | | | | |
|-----------|--|-----|--------|-------|--------------------|-----|--------|-------|----------------------------|-----|--------|-------|----------------------------|-----|--------|-------|
| | Steel Coupler/Plug | | | | Brass Coupler/Plug | | | | 303 Stainless Coupler/Plug | | | | 316 Stainless Coupler/Plug | | | |
| | Max. Working | | Burst | | Max. Working | | Burst | | Max. Working | | Burst | | Max. Working | | Burst | |
| | PSI | Bar | PSI | Bar | PSI | Bar | PSI | Bar | PSI | Bar | PSI | Bar | PSI | Bar | PSI | Bar |
| 1/8" | 4,000 | 275 | 14,500 | 1,000 | 3,000 | 200 | 16,500 | 1,100 | 3,500 | 240 | 29,500 | 2,000 | 3,500 | 240 | 29,500 | 2,000 |
| 1/4" | 5,000 | 345 | 22,500 | 1,550 | 3,000 | 200 | 15,000 | 1,000 | 3,500 | 240 | 31,500 | 2,150 | 3,500 | 240 | 33,000 | 2,200 |
| 3/8" | 4,000 | 275 | 16,500 | 1,150 | 2,500 | 175 | 12,000 | 800 | 3,500 | 240 | 26,500 | 1,800 | 3,500 | 240 | 28,000 | 1,900 |
| 1/2" | 4,000 | 275 | 16,000 | 1,100 | 2,500 | 175 | 11,500 | 750 | 3,500 | 240 | 27,500 | 1,900 | 3,500 | 240 | 22,000 | 1,500 |
| 3/4" | 4,000 | 275 | 16,500 | 1,150 | 2,000 | 138 | 12,000 | 800 | 3,000 | 200 | 16,000 | 1,100 | 3,000 | 200 | 21,500 | 1,450 |
| 1" | 4,000 | 275 | 16,000 | 1,100 | 1,500 | 100 | 8,500 | 600 | 2,000 | 138 | 15,000 | 1,000 | 2,000 | 138 | 15,000 | 1,000 |
| 1-1/4" | 2,500 | 170 | 10,000 | 700 | 1,000 | 70 | 6,500 | 450 | 2,000 | 138 | 10,000 | 700 | 1,000 | 70 | 8,500 | 580 |
| 1-1/2" | 2,500 | 170 | 12,500 | 850 | 1,000 | 70 | 6,500 | 450 | 1,500 | 100 | 8,500 | 580 | 1,000 | 70 | 7,000 | 480 |
| 2-1/2" | 1,500 | 100 | 6,000 | 400 | 700 | 50 | 5,500 | 380 | 1,000 | 70 | 6,500 | 450 | 900 | 62 | 6,000 | 400 |

H-Series Hydraulic Couplings

Technical Specifications:

| Body Size | Interchange Standards | | | | Functional Parameters | | | | |
|-----------|-----------------------|-----------------|-------------------------|---------------------|-----------------------|---------------|------------|----------------|------------------|
| | U.S. Military | U.S. Government | International Standards | ANSI/NFPA Standards | Locking Ball Quantity | Air Inclusion | Fluid Loss | Vacuum Inch HG | Flow ΔP = 22 PSI |
| 1/8" | - | - | ISO7241 'B' | B93.113M-B | 8 | 0.6cc | 0.3cc | 27.4 | 3.1 GPM |
| 1/4" | - | - | ISO7241 'B' | B93.113M-B | 8 | 1.1cc | 0.9cc | 27.4 | 4.5 GPM |
| 3/8" | - | - | ISO7241 'B' | B93.113M-B | 9 | 2.6cc | 1.8cc | 27.4 | 10 GPM |
| 1/2" | - | - | ISO7241 'B' | B93.113M-B | 9 | 3.8cc | 2.9cc | 27.4 | 15 GPM |
| 3/4" | - | - | ISO7241 'B' | B93.113M-B | 12 | 10.8cc | 9.7cc | 27.4 | 29 GPM |
| 1" | - | - | ISO7241 'B' | B93.113M-B | 12 | 15.9cc | 15.3cc | 27.4 | 50 GPM |
| 1-1/4" | - | - | ISO7241 'B' | B93.113M-B | 12 | 30.0cc | 45.0cc | N/R | 90 GPM |
| 1-1/2" | - | - | ISO7241 'B' | B93.113M-B | 12 | 60.0cc | 75.0cc | N/R | 120 GPM |
| 2-1/2" | - | - | ISO7241 'B' | B93.113M-B | 15 | N/A | N/A | N/R | 195 GPM |


List Price Seal Option Adders:

| Body Size | Standard Seal Options | | | | | | | | | | | | Kalrez® Seal Options | | | | | | | | | |
|-----------|-----------------------|--------|------|--------|----------|--------|------------|--------|-------------|--------|--------------|--------|----------------------|--------|----------|--------|------|--------|------|--------|------|--------|
| | Viton® | | EPDM | | Steam-EP | | FDA Viton® | | Mil-Nitrile | | Fuel Nitrile | | PTFE | | Silicone | | 4079 | | 6375 | | 7075 | |
| | Pre | Add \$ | Pre | Add \$ | Pre | Add \$ | Pre | Add \$ | Pre | Add \$ | Pre | Add \$ | Pre | Add \$ | Pre | Add \$ | Pre | Add \$ | Pre | Add \$ | Pre | Add \$ |
| 1/8" | F- | \$.00 | P- | \$2.60 | PS- | N/A | D- | N/A | M- | N/A | JF- | N/A | TS- | N/A | S- | N/A | K4- | POR | K6- | POR | K7- | POR |
| 1/4" | F- | .00 | P- | 3.00 | PS- | \$3.25 | D- | \$3.00 | M- | \$2.50 | JF- | \$2.90 | TS- | POR | S- | \$3.10 | K4- | POR | K6- | POR | K7- | POR |
| 3/8" | F- | .00 | P- | 3.50 | PS- | 4.00 | D- | 3.50 | M- | 2.90 | JF- | 3.70 | TS- | POR | S- | 3.80 | K4- | POR | K6- | POR | K7- | POR |
| 1/2" | F- | .00 | P- | 4.00 | PS- | 4.40 | D- | 4.00 | M- | 3.60 | JF- | 3.80 | TS- | POR | S- | 4.30 | K4- | POR | K6- | POR | K7- | POR |
| 3/4" | F- | .00 | P- | 6.20 | PS- | 6.30 | D- | 6.20 | M- | 5.20 | JF- | 5.80 | TS- | POR | S- | 6.00 | K4- | POR | K6- | POR | K7- | POR |
| 1" | F- | .00 | P- | 7.60 | PS- | 8.00 | D- | 7.60 | M- | 6.80 | JF- | 6.90 | TS- | POR | S- | 7.60 | K4- | POR | K6- | POR | K7- | POR |
| 1 1/4" | F- | .00 | P- | 10.00 | PS- | 11.00 | D- | 10.00 | M- | 8.75 | JF- | 9.50 | TS- | N/A | S- | 10.00 | K4- | POR | K6- | POR | K7- | POR |
| 1 1/2" | F- | .00 | P- | 14.00 | PS- | 20.00 | D- | 14.00 | M- | 12.00 | JF- | 16.40 | TS- | N/A | S- | 15.00 | K4- | POR | K6- | POR | K7- | POR |
| 2 1/2" | F- | N/A | P- | N/A | PS- | N/A | D- | N/A | M- | N/A | JF- | N/A | TS- | N/A | S- | N/A | K4- | N/A | K6- | N/A | K7- | N/A |

List Price Option Adders:


| Body Size | Valve Options | | | | | | | | | | Sleeve Options | | | | | | Treatments | | | | |
|-----------|---------------|---------|----------|--------|-------|--------|-------|--------|--------|--------|----------------|--------|-------------|--------|---------|--------|------------|---------|-----------|---------|-----|
| | Unvalved | | Actuator | | Steel | | Brass | | 303 SS | | 316 SS | | Sleeve-Lock | | Flanged | | Sil-Flange | | Oxy-Clean | | |
| | Suf | Add \$ | Suf | Add \$ | Suf | Add \$ | Suf | Add \$ | Suf | Add \$ | Suf | Add \$ | Suf | Add \$ | Suf | Add \$ | Suf | Add \$ | Suf | Add \$ | Suf |
| 1/8" | -E | -\$1.50 | -VA | N/A | -ZV | \$.00 | -BV | \$.00 | -SV | N/A | SSV | N/A | -LS | \$4.80 | -FS | N/A | FSB | N/A | -C1 | \$12.00 | |
| 1/4" | -E | -1.50 | -VA | \$4.00 | -ZV | .00 | -BV | .00 | -SV | \$1.85 | SSV | \$2.60 | -LS | 4.80 | -FS | \$6.20 | FSB | N/A | -C1 | 12.00 | |
| 3/8" | -E | -2.30 | -VA | 4.30 | -ZV | .00 | -BV | .00 | -SV | 2.45 | SSV | 2.70 | -LS | 4.80 | -FS | 7.30 | FSB | N/A | -C1 | 12.00 | |
| 1/2" | -E | -4.60 | -VA | 6.20 | -ZV | .00 | -BV | .00 | -SV | 4.30 | SSV | 4.80 | -LS | 4.80 | -FS | 8.20 | FSB | \$11.90 | -C1 | 14.00 | |
| 3/4" | -E | -5.80 | -VA | 8.00 | -ZV | .00 | -BV | .00 | -SV | 5.65 | SSV | 6.00 | -LS | 6.00 | -FS | 9.10 | FSB | N/A | -C1 | 14.00 | |
| 1" | -E | -8.50 | -VA | 12.00 | -ZV | .00 | -BV | .00 | -SV | 7.50 | SSV | 8.80 | -LS | 9.80 | -FS | 11.60 | FSB | N/A | -C1 | 16.00 | |
| 1 1/4" | -E | -26.00 | -VA | N/A | -ZV | .00 | -BV | .00 | -SV | 27.50 | SSV | 32.55 | -LS | 10.50 | -FS | N/A | FSB | N/A | -C1 | 20.00 | |
| 1 1/2" | -E | -31.50 | -VA | N/A | -ZV | .00 | -BV | .00 | -SV | 36.60 | SSV | 38.20 | -LS | 10.50 | -FS | N/A | FSB | N/A | -C1 | 20.00 | |
| 2 1/2" | -E | N/A | -VA | N/A | -ZV | N/A | -BV | N/A | -SV | N/A | SSV | N/A | -LS | N/A | -FS | N/A | FSB | N/A | -C1 | N/A | |

H-Series Hydraulic Couplings





| Body Size | H-Series ISO-B Interchange Coupler (Female Threads) | | | | | | | | | | | |
|-----------|---|------------------|---------------|----------------|--------|-------|------------|------|----------|-----------|-------------|-----|
| | Part Detail | | | List Price | Length | | Maximum OD | | Hex Inch | Weight Lb | Package Qty | |
| | Part Number | Threads | Material | | Inch | mm | Inch | mm | | | Bag | Box |
| 1/8" | 1HF1 | 1/8" - 27 NPTF | steel | \$22.93 | 1.90 | 48.3 | 0.93 | 23.6 | 9/16" | 0.16 | 10 | 100 |
| 1/8" | 1HF1-B | 1/8" - 27 NPTF | brass | 22.81 | 1.90 | 48.3 | 0.93 | 23.6 | 9/16" | 0.16 | 10 | 100 |
| 1/8" | 1HF1-S | 1/8" - 27 NPTF | 303 stainless | 68.24 | 1.90 | 48.3 | 0.93 | 23.6 | 9/16" | 0.16 | 10 | 100 |
| 1/8" | 1HF1-SS | 1/8" - 27 NPTF | 316 stainless | 124.59 | 1.90 | 48.3 | 0.93 | 23.6 | 9/16" | 0.16 | 10 | 100 |
| 1/8" | 1HOF2 | 7/16" - 20 ORB | steel | 28.39 | 1.90 | 48.3 | 0.93 | 23.6 | 9/16" | 0.16 | 10 | 100 |
| 1/4" | 2HF2 | 1/4" - 18 NPTF | steel | 21.84 | 2.26 | 57.4 | 1.12 | 28.4 | 7/8" | 0.30 | 10 | 50 |
| 1/4" | 2HF2-B | 1/4" - 18 NPTF | brass | 21.22 | 2.26 | 57.4 | 1.12 | 28.4 | 7/8" | 0.32 | 10 | 50 |
| 1/4" | 2HF2-S | 1/4" - 18 NPTF | 303 stainless | 59.12 | 2.26 | 57.4 | 1.12 | 28.4 | 7/8" | 0.30 | 10 | 50 |
| 1/4" | 2HF2-SS | 1/4" - 18 NPTF | 316 stainless | 139.61 | 2.26 | 57.4 | 1.12 | 28.4 | 3/4" | 0.30 | 10 | 50 |
| 1/4" | 2HBF2 | 1/4" - 19 BSPP | steel | 24.02 | 2.26 | 57.4 | 1.12 | 28.4 | 7/8" | 0.30 | 10 | 50 |
| 1/4" | 2HBF2-B | 1/4" - 19 BSPP | brass | 23.34 | 2.26 | 57.4 | 1.12 | 28.4 | 7/8" | 0.32 | 10 | 50 |
| 1/4" | 2HBF2-S | 1/4" - 19 BSPP | 303 stainless | 59.12 | 2.26 | 57.4 | 1.12 | 28.4 | 7/8" | 0.30 | 10 | 50 |
| 1/4" | 2HBF2-SS | 1/4" - 19 BSPP | 316 stainless | 139.61 | 2.26 | 57.4 | 1.12 | 28.4 | 3/4" | 0.30 | 10 | 50 |
| 1/4" | 2HOF3 | 9/16" - 18 ORB | steel | 26.20 | 2.26 | 57.4 | 1.12 | 28.4 | 13/16" | 0.31 | 10 | 50 |
| 3/8" | 3HF3 | 3/8" - 18 NPTF | steel | 27.30 | 2.51 | 63.8 | 1.42 | 36.1 | 1-1/16" | 0.40 | 10 | 50 |
| 3/8" | 3HF3-B | 3/8" - 18 NPTF | brass | 29.49 | 2.51 | 63.8 | 1.42 | 36.1 | 1-1/16" | 0.43 | 10 | 50 |
| 3/8" | 3HF3-S | 3/8" - 18 NPTF | 303 stainless | 83.06 | 2.51 | 63.8 | 1.42 | 36.1 | 1-1/16" | 0.40 | 10 | 50 |
| 3/8" | 3HF3-SS | 3/8" - 18 NPTF | 316 stainless | 186.42 | 2.51 | 63.8 | 1.42 | 36.1 | 7/8" | 0.40 | 10 | 50 |
| 3/8" | 3HBF3 | 3/8" - 19 BSPP | steel | 31.39 | 2.51 | 63.8 | 1.42 | 36.1 | 1-1/16" | 0.40 | 10 | 50 |
| 3/8" | 3HBF3-B | 3/8" - 19 BSPP | brass | 33.95 | 2.51 | 63.8 | 1.42 | 36.1 | 1-1/16" | 0.43 | 10 | 50 |
| 3/8" | 3HBF3-S | 3/8" - 19 BSPP | 303 stainless | 83.06 | 2.51 | 63.8 | 1.42 | 36.1 | 1-1/16" | 0.40 | 10 | 50 |
| 3/8" | 3HBF3-SS | 3/8" - 19 BSPP | 316 stainless | 186.42 | 2.51 | 63.8 | 1.42 | 36.1 | 7/8" | 0.40 | 10 | 50 |
| 3/8" | 3HOF4 | 3/4" - 16 ORB | steel | 35.48 | 2.51 | 63.8 | 1.42 | 36.1 | 1" | 0.51 | 10 | 50 |
| 1/2" | 4HF4 | 1/2" - 14 NPTF | steel | 34.39 | 2.86 | 72.6 | 1.86 | 47.2 | 1-5/16" | 0.73 | 5 | 25 |
| 1/2" | 4HF4-B | 1/2" - 14 NPTF | brass | 38.72 | 2.86 | 72.6 | 1.86 | 47.2 | 1-5/16" | 0.80 | 5 | 25 |
| 1/2" | 4HF4-S | 1/2" - 14 NPTF | 303 stainless | 136.48 | 2.86 | 72.6 | 1.86 | 47.2 | 1-5/16" | 0.75 | 5 | 25 |
| 1/2" | 4HF4-SS | 1/2" - 14 NPTF | 316 stainless | 261.41 | 2.86 | 72.6 | 1.86 | 47.2 | 1-1/16" | 0.76 | 5 | 25 |
| 1/2" | 4HBF4 | 1/2" - 14 BSPP | steel | 42.78 | 2.86 | 72.6 | 1.86 | 47.2 | 1-5/16" | 0.73 | 5 | 25 |
| 1/2" | 4HBF4-B | 1/2" - 14 BSPP | brass | 44.92 | 2.86 | 72.6 | 1.86 | 47.2 | 1-5/16" | 0.80 | 5 | 25 |
| 1/2" | 4HBF4-S | 1/2" - 14 BSPP | 303 stainless | 136.48 | 2.86 | 72.6 | 1.86 | 47.2 | 1-5/16" | 0.75 | 5 | 25 |
| 1/2" | 4HBF4-SS | 1/2" - 14 BSPP | 316 stainless | 294.79 | 2.86 | 72.6 | 1.86 | 47.2 | 1-1/16" | 0.76 | 5 | 25 |
| 1/2" | 4HOF5 | 7/8" - 14 ORB | steel | 45.86 | 2.86 | 72.6 | 1.86 | 47.2 | 1-1/8" | 0.78 | 5 | 25 |
| 3/4" | 6HF6 | 3/4" - 14 NPTF | steel | 55.38 | 3.55 | 90.2 | 2.22 | 56.4 | 1-5/16" | 1.30 | - | 10 |
| 3/4" | 6HF6-B | 3/4" - 14 NPTF | brass | 75.44 | 3.55 | 90.2 | 2.22 | 56.4 | 1-5/16" | 1.36 | - | 10 |
| 3/4" | 6HF6-S | 3/4" - 14 NPTF | 303 stainless | 214.21 | 3.55 | 90.2 | 2.22 | 56.4 | 1-5/16" | 1.31 | - | 10 |
| 3/4" | 6HF6-SS | 3/4" - 14 NPTF | 316 stainless | 394.90 | 3.55 | 90.2 | 2.22 | 56.4 | 1-5/16" | 1.33 | - | 10 |
| 3/4" | 6HBF6 | 3/4" - 14 BSPP | steel | 65.51 | 3.55 | 90.2 | 2.22 | 56.4 | 1-5/16" | 1.30 | - | 10 |
| 3/4" | 6HBF6-B | 3/4" - 14 BSPP | brass | 82.75 | 3.55 | 90.2 | 2.22 | 56.4 | 1-5/16" | 1.36 | - | 10 |
| 3/4" | 6HBF6-S | 3/4" - 14 BSPP | 303 stainless | 214.21 | 3.55 | 90.2 | 2.22 | 56.4 | 1-5/16" | 1.31 | - | 10 |
| 3/4" | 6HBF6-SS | 3/4" - 14 BSPP | 316 stainless | 466.51 | 3.55 | 90.2 | 2.22 | 56.4 | 1-5/16" | 1.33 | - | 10 |
| 3/4" | 6HOF6 | 1-1/16" - 12 ORB | steel | 70.88 | 3.55 | 90.2 | 2.22 | 56.4 | 1-5/16" | 1.39 | - | 10 |
| 1" | 8HF8 | 1" - 11 1/2 NPTF | steel | 91.50 | 4.13 | 104.9 | 2.49 | 63.2 | 1-5/8" | 1.95 | - | 10 |
| 1" | 8HF8-B | 1" - 11 1/2 NPTF | brass | 103.87 | 4.13 | 104.9 | 2.49 | 63.2 | 1-5/8" | 1.99 | - | 10 |
| 1" | 8HF8-S | 1" - 11 1/2 NPTF | 303 stainless | 342.04 | 4.13 | 104.9 | 2.49 | 63.2 | 1-5/8" | 1.95 | - | 10 |
| 1" | 8HF8-SS | 1" - 11 1/2 NPTF | 316 stainless | 600.70 | 4.13 | 104.9 | 2.49 | 63.2 | 1-5/8" | 1.95 | - | 10 |
| 1" | 8HBF8 | 1" - 11 BSPP | steel | 91.50 | 4.13 | 104.9 | 2.49 | 63.2 | 1-5/8" | 1.95 | - | 10 |
| 1" | 8HBF8-B | 1" - 11 BSPP | brass | 103.87 | 4.13 | 104.9 | 2.49 | 63.2 | 1-5/8" | 1.99 | - | 10 |
| 1" | 8HBF8-S | 1" - 11 BSPP | 303 stainless | 342.04 | 4.13 | 104.9 | 2.49 | 63.2 | 1-5/8" | 1.95 | - | 10 |
| 1" | 8HBF8-SS | 1" - 11 BSPP | 316 stainless | 600.70 | 4.13 | 104.9 | 2.49 | 63.2 | 1-5/8" | 1.95 | - | 10 |
| 1" | 8HOF8 | 1-5/16" - 12 ORB | steel | 103.72 | 4.13 | 104.9 | 2.49 | 63.2 | 1-5/8" | 1.95 | - | 10 |

H-Series Hydraulic Couplings





| Body Size | H-Series ISO-B Interchange Nipple (Female Threads) | | | | | | | | | | | |
|-----------|--|------------------|---------------|------------|--------|------|------------|------|----------|-----------|-------------|-----|
| | Part Detail | | | List Price | Length | | Maximum OD | | Hex Inch | Weight Lb | Package Qty | |
| | Part Number | Threads | Material | | Inch | mm | Inch | mm | | | Bag | Box |
| 1/8" | H1F1 | 1/8" - 27 NPTF | steel | \$9.28 | 1.28 | 32.5 | 0.65 | 16.5 | 9/16" | 0.03 | 10 | 100 |
| 1/8" | H1F1-B | 1/8" - 27 NPTF | brass | 9.02 | 1.28 | 32.5 | 0.65 | 16.5 | 9/16" | 0.04 | 10 | 100 |
| 1/8" | H1F1-S | 1/8" - 27 NPTF | 303 stainless | 21.84 | 1.28 | 32.5 | 0.65 | 16.5 | 9/16" | 0.03 | 10 | 100 |
| 1/8" | H1F1-SS | 1/8" - 27 NPTF | 316 stainless | 53.40 | 1.28 | 32.5 | 0.65 | 16.5 | 9/16" | 0.03 | 10 | 100 |
| 1/8" | H1OF2 | 7/16" - 20 ORB | steel | 11.46 | 1.28 | 32.5 | 0.65 | 16.5 | 9/16" | 0.05 | 10 | 100 |
| 1/4" | H2F2 | 1/4" - 18 NPTF | steel | 10.32 | 1.55 | 39.4 | 0.83 | 21.1 | 3/4" | 0.08 | 10 | 50 |
| 1/4" | H2F2-B | 1/4" - 18 NPTF | brass | 10.03 | 1.55 | 39.4 | 0.83 | 21.1 | 3/4" | 0.09 | 10 | 50 |
| 1/4" | H2F2-S | 1/4" - 18 NPTF | 303 stainless | 24.64 | 1.55 | 39.4 | 0.83 | 21.1 | 3/4" | 0.08 | 10 | 50 |
| 1/4" | H2F2-SS | 1/4" - 18 NPTF | 316 stainless | 64.12 | 1.55 | 39.4 | 0.83 | 21.1 | 3/4" | 0.08 | 10 | 50 |
| 1/4" | H2BF2 | 1/4" - 19 BSPP | steel | 12.01 | 1.55 | 39.4 | 0.83 | 21.1 | 3/4" | 0.08 | 10 | 50 |
| 1/4" | H2BF2-B | 1/4" - 19 BSPP | brass | 11.67 | 1.55 | 39.4 | 0.83 | 21.1 | 3/4" | 0.09 | 10 | 50 |
| 1/4" | H2BF2-S | 1/4" - 19 BSPP | 303 stainless | 24.64 | 1.55 | 39.4 | 0.83 | 21.1 | 3/4" | 0.08 | 10 | 50 |
| 1/4" | H2BF2-SS | 1/4" - 19 BSPP | 316 stainless | 64.12 | 1.55 | 39.4 | 0.83 | 21.1 | 3/4" | 0.08 | 10 | 50 |
| 1/4" | H2OF3 | 9/16" - 18 ORB | steel | 12.23 | 1.61 | 40.9 | 0.90 | 22.9 | 13/16" | 0.10 | 10 | 50 |
| 3/8" | H3F3 | 3/8" - 18 NPTF | steel | 12.45 | 1.70 | 43.2 | 0.97 | 24.6 | 7/8" | 0.12 | 10 | 50 |
| 3/8" | H3F3-B | 3/8" - 18 NPTF | brass | 14.85 | 1.70 | 43.2 | 0.97 | 24.6 | 7/8" | 0.10 | 10 | 50 |
| 3/8" | H3F3-S | 3/8" - 18 NPTF | 303 stainless | 40.48 | 1.70 | 43.2 | 0.97 | 24.6 | 7/8" | 0.12 | 10 | 50 |
| 3/8" | H3F3-SS | 3/8" - 18 NPTF | 316 stainless | 94.61 | 1.70 | 43.2 | 0.97 | 24.6 | 7/8" | 0.12 | 10 | 50 |
| 3/8" | H3BF3 | 3/8" - 19 BSPP | steel | 15.72 | 1.70 | 43.2 | 0.97 | 24.6 | 7/8" | 0.12 | 10 | 50 |
| 3/8" | H3BF3-B | 3/8" - 19 BSPP | brass | 18.04 | 1.70 | 43.2 | 0.97 | 24.6 | 7/8" | 0.10 | 10 | 50 |
| 3/8" | H3BF3-S | 3/8" - 19 BSPP | 303 stainless | 40.48 | 1.70 | 43.2 | 0.97 | 24.6 | 7/8" | 0.12 | 10 | 50 |
| 3/8" | H3BF3-SS | 3/8" - 19 BSPP | 316 stainless | 94.61 | 1.70 | 43.2 | 0.97 | 24.6 | 7/8" | 0.12 | 10 | 50 |
| 3/8" | H3OF4 | 3/4" - 16 ORB | steel | 20.74 | 1.79 | 45.5 | 1.10 | 27.9 | 1" | 0.16 | 10 | 50 |
| 1/2" | H4F4 | 1/2" - 14 NPTF | steel | 13.54 | 1.94 | 49.3 | 1.17 | 29.7 | 1-1/16" | 0.24 | 5 | 25 |
| 1/2" | H4F4-B | 1/2" - 14 NPTF | brass | 17.50 | 1.94 | 49.3 | 1.17 | 29.7 | 1-1/16" | 0.25 | 5 | 25 |
| 1/2" | H4F4-S | 1/2" - 14 NPTF | 303 stainless | 64.14 | 1.94 | 49.3 | 1.17 | 29.7 | 1-1/16" | 0.24 | 5 | 25 |
| 1/2" | H4F4-SS | 1/2" - 14 NPTF | 316 stainless | 122.36 | 1.94 | 49.3 | 1.17 | 29.7 | 1-1/16" | 0.24 | 5 | 25 |
| 1/2" | H4BF4 | 1/2" - 14 BSPP | steel | 17.38 | 1.94 | 49.3 | 1.17 | 29.7 | 1-1/16" | 0.24 | 5 | 25 |
| 1/2" | H4BF4-B | 1/2" - 14 BSPP | brass | 17.50 | 1.94 | 49.3 | 1.17 | 29.7 | 1-1/16" | 0.25 | 5 | 25 |
| 1/2" | H4BF4-S | 1/2" - 14 BSPP | 303 stainless | 66.05 | 1.94 | 49.3 | 1.17 | 29.7 | 1-1/16" | 0.24 | 5 | 25 |
| 1/2" | H4BF4-SS | 1/2" - 14 BSPP | 316 stainless | 137.79 | 1.94 | 49.3 | 1.17 | 29.7 | 1-1/16" | 0.24 | 5 | 25 |
| 1/2" | H4OF5 | 7/8" - 14 ORB | steel | 22.93 | 1.94 | 49.3 | 1.24 | 31.5 | 1-1/8" | 0.27 | 5 | 25 |
| 3/4" | H6F6 | 3/4" - 14 NPTF | steel | 26.75 | 2.41 | 61.2 | 1.44 | 36.6 | 1-5/16" | 0.46 | - | 10 |
| 3/4" | H6F6-B | 3/4" - 14 NPTF | brass | 29.77 | 2.41 | 61.2 | 1.44 | 36.6 | 1-5/16" | 0.50 | - | 10 |
| 3/4" | H6F6-S | 3/4" - 14 NPTF | 303 stainless | 97.72 | 2.41 | 61.2 | 1.44 | 36.6 | 1-5/16" | 0.46 | - | 10 |
| 3/4" | H6F6-SS | 3/4" - 14 NPTF | 316 stainless | 172.42 | 2.41 | 61.2 | 1.44 | 36.6 | 1-5/16" | 0.45 | - | 10 |
| 3/4" | H6BF6 | 3/4" - 14 BSPP | steel | 31.66 | 2.41 | 61.2 | 1.44 | 36.6 | 1-5/16" | 0.46 | - | 10 |
| 3/4" | H6BF6-B | 3/4" - 14 BSPP | brass | 34.85 | 2.41 | 61.2 | 1.44 | 36.6 | 1-5/16" | 0.50 | - | 10 |
| 3/4" | H6BF6-S | 3/4" - 14 BSPP | 303 stainless | 97.72 | 2.41 | 61.2 | 1.44 | 36.6 | 1-5/16" | 0.46 | - | 10 |
| 3/4" | H6BF6-SS | 3/4" - 14 BSPP | 316 stainless | 231.57 | 2.41 | 61.2 | 1.44 | 36.6 | 1-5/16" | 0.45 | - | 10 |
| 3/4" | H6OF6 | 1-1/16" - 12 ORB | steel | 34.94 | 2.41 | 61.2 | 1.44 | 36.6 | 1-5/16" | 0.46 | - | 10 |
| 1" | H8F8 | 1" - 11 1/2 NPTF | steel | 38.21 | 2.87 | 72.9 | 1.79 | 45.5 | 1-5/8" | 0.76 | - | 10 |
| 1" | H8F8-B | 1" - 11 1/2 NPTF | brass | 45.62 | 2.87 | 72.9 | 1.79 | 45.5 | 1-5/8" | 0.76 | - | 10 |
| 1" | H8F8-S | 1" - 11 1/2 NPTF | 303 stainless | 154.78 | 2.87 | 72.9 | 1.79 | 45.5 | 1-5/8" | 0.76 | - | 10 |
| 1" | H8F8-SS | 1" - 11 1/2 NPTF | 316 stainless | 272.54 | 2.87 | 72.9 | 1.79 | 45.5 | 1-5/8" | 0.76 | - | 10 |
| 1" | H8BF8 | 1" - 11 BSPP | steel | 41.49 | 2.87 | 72.9 | 1.79 | 45.5 | 1-5/8" | 0.76 | - | 10 |
| 1" | H8BF8-B | 1" - 11 BSPP | brass | 48.80 | 2.87 | 72.9 | 1.79 | 45.5 | 1-5/8" | 0.76 | - | 10 |
| 1" | H8BF8-S | 1" - 11 BSPP | 303 stainless | 169.23 | 2.87 | 72.9 | 1.79 | 45.5 | 1-5/8" | 0.77 | - | 10 |
| 1" | H8BF8-SS | 1" - 11 BSPP | 316 stainless | 331.50 | 2.87 | 72.9 | 1.79 | 45.5 | 1-5/8" | 0.76 | - | 10 |
| 1" | H8OF8 | 1-5/16" - 12 ORB | steel | 63.87 | 2.87 | 72.9 | 1.79 | 45.5 | 1-5/8" | 0.80 | - | 10 |

H-Series Hydraulic Couplings




| Body Size | H-Series ISO-B High Volume Interchange Coupler (Female Threads) | | | | | | | | | | | |
|-----------|---|----------------------|---------------|-----------------|--------|-------|------------|-------|----------|-----------|-------------|-----|
| | Part Detail | | | List Price | Length | | Maximum OD | | Hex Inch | Weight Lb | Package Qty | |
| | Part Number | Threads | Material | | Inch | mm | Inch | mm | | | Bag | Box |
| 1-1/4" | 10HF10 | 1-1/4" - 11 1/2 NPTF | steel | \$426.48 | 4.50 | 114.3 | 2.60 | 66.0 | 2-3/8" | 3.50 | - | 1 |
| 1-1/4" | 10HF10-B | 1-1/4" - 11 1/2 NPTF | brass | 339.71 | 4.50 | 114.3 | 2.60 | 66.0 | 2-3/8" | 3.50 | - | 1 |
| 1-1/4" | 10HF10-S | 1-1/4" - 11 1/2 NPTF | 303 stainless | 816.98 | 4.50 | 114.3 | 2.60 | 66.0 | 2-3/8" | 3.51 | - | 1 |
| 1-1/4" | 10HBF10 | 1-1/4" - 11 BSPP | steel | 436.72 | 4.50 | 114.3 | 2.60 | 66.0 | 2-3/8" | 3.50 | - | 1 |
| 1-1/2" | 12HF10 | 1-1/4" - 11 1/2 NPTF | steel | 409.87 | 4.81 | 122.2 | 3.00 | 76.2 | 2-5/8" | 4.70 | - | 1 |
| 1-1/2" | 12HF10-B | 1-1/4" - 11 1/2 NPTF | brass | 514.54 | 4.81 | 122.2 | 3.00 | 76.2 | 2-5/8" | 4.68 | - | 1 |
| 1-1/2" | 12HF10-S | 1-1/4" - 11 1/2 NPTF | 303 stainless | 1262.12 | 4.81 | 122.2 | 3.00 | 76.2 | 2-5/8" | 4.68 | - | 1 |
| 1-1/2" | 12HOF10 | 1-5/8" - 12 ORB | steel | 487.39 | 4.81 | 122.2 | 3.00 | 76.2 | 2-5/8" | 4.72 | - | 1 |
| 1-1/2" | 12HF12 | 1-1/2" - 11 1/2 NPTF | steel | 409.87 | 4.81 | 122.2 | 3.00 | 76.2 | 2-5/8" | 4.70 | - | 1 |
| 1-1/2" | 12HF12-B | 1-1/2" - 11 1/2 NPTF | brass | 413.75 | 4.81 | 122.2 | 3.00 | 76.2 | 2-5/8" | 4.58 | - | 1 |
| 1-1/2" | 12HF12-S | 1-1/2" - 11 1/2 NPTF | 303 stainless | 1146.39 | 4.81 | 122.2 | 3.00 | 76.2 | 2-5/8" | 4.68 | - | 1 |
| 1-1/2" | 12HF12-SS | 1-1/2" - 11 1/2 NPTF | 316 stainless | 2447.94 | 4.81 | 122.2 | 3.00 | 76.2 | 2-5/8" | 4.68 | - | 1 |
| 1-1/2" | 12HBF12 | 1-1/2" - 11 BSPP | steel | 397.93 | 4.81 | 122.2 | 3.00 | 76.2 | 2-5/8" | 4.70 | - | 1 |
| 1-1/2" | 12HBF12-B | 1-1/2" - 11 BSPP | brass | 499.55 | 4.81 | 122.2 | 3.00 | 76.2 | 2-5/8" | 4.58 | - | 1 |
| 1-1/2" | 12HBF12-S | 1-1/2" - 11 BSPP | 303 stainless | 1262.12 | 4.81 | 122.2 | 3.00 | 76.2 | 2-5/8" | 4.68 | - | 1 |
| 1-1/2" | 12HBF12-SS | 1-1/2" - 11 BSPP | 316 stainless | 2447.94 | 4.81 | 122.2 | 3.00 | 76.2 | 2-5/8" | 4.68 | - | 1 |
| 1-1/2" | 12HOF12 | 1-7/8" - 12 ORB | steel | 487.39 | 4.81 | 122.2 | 3.00 | 76.2 | 2-5/8" | 4.72 | - | 1 |
| 2-1/2" | 20HF16 | 2" - 11 1/2 NPTF | steel | 1095.78 | 5.57 | 141.5 | 4.10 | 104.1 | 3-3/4" | 11.03 | - | 1 |
| 2-1/2" | 20HF16-B | 2" - 11 1/2 NPTF | brass | 1003.55 | 5.57 | 141.5 | 4.10 | 104.1 | 3-3/4" | 11.09 | - | 1 |
| 2-1/2" | 20HF20 | 2 1/2" - 8 NPTF | steel | 1090.13 | 6.04 | 153.4 | 4.10 | 104.1 | 3-3/4" | 11.13 | - | 1 |
| 2-1/2" | 20HF24 | 3" - 8 NPTF | steel | 1143.76 | 6.96 | 176.8 | 4.35 | 110.5 | 4" | 11.51 | - | 1 |

H-Series Hydraulic Couplings




| Body Size | H-Series ISO-B High Volume Interchange Nipple (Female Threads) | | | | | | | | | | | |
|-----------|--|----------------------|---------------|-----------------|--------|-------|------------|-------|----------|-----------|-------------|-----|
| | Part Detail | | | List Price | Length | | Maximum OD | | Hex Inch | Weight Lb | Package Qty | |
| | Part Number | Threads | Material | | Inch | mm | Inch | mm | | | Bag | Box |
| 1-1/4" | H10F10 | 1-1/4" - 11 1/2 NPTF | steel | \$310.16 | 4.25 | 108.0 | 2.60 | 66.0 | 2-3/8" | 2.19 | - | 1 |
| 1-1/4" | H10F10-B | 1-1/4" - 11 1/2 NPTF | brass | 253.43 | 4.25 | 108.0 | 2.60 | 66.0 | 2-3/8" | 2.19 | - | 1 |
| 1-1/4" | H10F10-S | 1-1/4" - 11 1/2 NPTF | 303 stainless | 636.99 | 4.25 | 108.0 | 2.60 | 66.0 | 2-3/8" | 2.19 | - | 1 |
| 1-1/4" | H10BF10 | 1-1/4" - 11 BSPP | steel | 354.84 | 4.25 | 108.0 | 2.60 | 66.0 | 2-3/8" | 2.19 | - | 1 |
| 1-1/2" | H12F10 | 1-1/4" - 11 1/2 NPTF | steel | 349.38 | 4.76 | 120.9 | 2.88 | 73.2 | 2-5/8" | 3.10 | - | 1 |
| 1-1/2" | H12F10-B | 1-1/4" - 11 1/2 NPTF | brass | 316.15 | 4.76 | 120.9 | 2.88 | 73.2 | 2-5/8" | 3.10 | - | 1 |
| 1-1/2" | H12F10-S | 1-1/4" - 11 1/2 NPTF | 303 stainless | 873.44 | 4.76 | 120.9 | 2.88 | 73.2 | 2-5/8" | 3.10 | - | 1 |
| 1-1/2" | H12OF10 | 1-5/8" - 12 ORB | steel | 347.62 | 4.76 | 120.9 | 2.88 | 73.2 | 2-5/8" | 3.15 | - | 1 |
| 1-1/2" | H12F12 | 1-1/2" - 11 1/2 NPTF | steel | 349.38 | 4.76 | 120.9 | 2.88 | 73.2 | 2-5/8" | 3.10 | - | 1 |
| 1-1/2" | H12F12-B | 1-1/2" - 11 1/2 NPTF | brass | 316.15 | 4.76 | 120.9 | 2.88 | 73.2 | 2-5/8" | 2.96 | - | 1 |
| 1-1/2" | H12F12-S | 1-1/2" - 11 1/2 NPTF | 303 stainless | 873.44 | 4.76 | 120.9 | 2.88 | 73.2 | 2-5/8" | 3.06 | - | 1 |
| 1-1/2" | H12F12-SS | 1-1/2" - 11 1/2 NPTF | 316 stainless | 1653.34 | 4.76 | 120.9 | 2.88 | 73.2 | 2-5/8" | 3.05 | - | 1 |
| 1-1/2" | H12BF12 | 1-1/2" - 11 BSPP | steel | 358.37 | 4.76 | 120.9 | 2.88 | 73.2 | 2-5/8" | 3.10 | - | 1 |
| 1-1/2" | H12BF12-B | 1-1/2" - 11 BSPP | brass | 316.15 | 4.76 | 120.9 | 2.88 | 73.2 | 2-5/8" | 2.96 | - | 1 |
| 1-1/2" | H12BF12-S | 1-1/2" - 11 BSPP | 303 stainless | 873.44 | 4.76 | 120.9 | 2.88 | 73.2 | 2-5/8" | 3.06 | - | 1 |
| 1-1/2" | H12BF12-SS | 1-1/2" - 11 BSPP | 316 stainless | 1653.34 | 4.76 | 120.9 | 2.88 | 73.2 | 2-5/8" | 3.05 | - | 1 |
| 1-1/2" | H12OF12 | 1-7/8" - 12 ORB | steel | 347.62 | 4.76 | 120.9 | 2.88 | 73.2 | 2-5/8" | 3.15 | - | 1 |
| 2-1/2" | H20F16 | 2" - 11 1/2 NPTF | steel | 865.69 | 5.48 | 139.2 | 4.10 | 104.1 | 3-3/4" | 7.34 | - | 1 |
| 2-1/2" | H20F16-B | 2" - 11 1/2 NPTF | brass | 760.40 | 5.48 | 139.2 | 4.10 | 104.1 | 3-3/4" | 7.35 | - | 1 |
| 2-1/2" | H20F20 | 2-1/2" - 8 NPTF | steel | 855.17 | 5.95 | 151.1 | 4.10 | 104.1 | 3-3/4" | 7.22 | - | 1 |
| 2-1/2" | H20F24 | 3" - 8 NPTF | steel | 902.68 | 6.87 | 174.5 | 4.35 | 110.5 | 4" | 7.56 | - | 1 |




| Body Size | H-Series ISO-B Interchange Nipple (Male Threads) | | | | | | | | | | | |
|-----------|--|----------------|---------------|----------------|--------|------|------------|------|----------|-----------|-------------|-----|
| | Part Detail | | | List Price | Length | | Maximum OD | | Hex Inch | Weight Lb | Package Qty | |
| | Part Number | Threads | Material | | Inch | mm | Inch | mm | | | Bag | Box |
| 1/4" | H2M3 | 3/8" - 18 NPTF | steel | \$14.10 | 2.03 | 51.6 | 0.83 | 21.1 | 3/4" | 0.09 | 1 | 50 |
| 1/2" | H4M6-S | 3/4" - 14 NPTF | 303 stainless | 94.87 | 2.13 | 58.7 | 1.17 | 29.7 | 1-1/16" | 0.50 | - | 10 |


H-Series Hydraulic Couplings





| Body Size | H-Series ISO-B Steel Mill 'Slide Gate' Coupler (Female Threads) | | | | | | | | | | | |
|-----------|---|----------------|----------|------------|--------|------|------------|------|----------|-----------|-------------|-----|
| | Part Detail | | | List Price | Length | | Maximum OD | | Hex Inch | Weight Lb | Package Qty | |
| | Part Number | Threads | Material | | Inch | mm | Inch | mm | | | Bag | Box |
| 1/2" | 4HF4-HV | 1/2" - 14 NPTF | steel | \$55.50 | 2.86 | 72.6 | 1.86 | 47.2 | 1-1/16" | 0.80 | 5 | 25 |



| Body Size | H-Series ISO-B Steel Mill 'Slide Gate' Nipple (Female Threads) | | | | | | | | | | | |
|-----------|--|----------------|----------|------------|--------|------|------------|------|----------|-----------|-------------|-----|
| | Part Detail | | | List Price | Length | | Maximum OD | | Hex Inch | Weight Lb | Package Qty | |
| | Part Number | Threads | Material | | Inch | mm | Inch | mm | | | Bag | Box |
| 1/2" | H4F4-HV | 1/2" - 14 NPTF | steel | \$22.14 | 1.94 | 49.3 | 1.17 | 29.7 | 1-1/16" | 0.28 | 5 | 25 |




| Body Size | H-Series ISO-B Food Grade Silicone Flanged Coupler (Female Threads) | | | | | | | | | | | |
|-----------|---|----------------|---------------|------------|--------|------|------------|------|----------|-----------|-------------|-----|
| | Part Detail | | | List Price | Length | | Maximum OD | | Hex Inch | Weight Lb | Package Qty | |
| | Part Number | Threads | Material | | Inch | mm | Inch | mm | | | Bag | Box |
| 1/2" | D-4HF4-S-FSB | 1/2" - 14 NPTF | 303 stainless | \$146.64 | 2.86 | 72.6 | 2.52 | 64.0 | 1-1/16" | 0.75 | 5 | 25 |
| 1/2" | D-4HF4-SS-FSB | 1/2" - 14 NPTF | 316 stainless | 286.37 | 2.86 | 72.6 | 2.52 | 64.0 | 1-1/16" | 0.75 | 5 | 25 |



| Body Size | H-Series ISO-B Food Grade Nylon Flanged Coupler (Female Threads) | | | | | | | | | | | |
|-----------|--|----------------|---------------|------------|--------|------|------------|------|----------|-----------|-------------|-----|
| | Part Detail | | | List Price | Length | | Maximum OD | | Hex Inch | Weight Lb | Package Qty | |
| | Part Number | Threads | Material | | Inch | mm | Inch | mm | | | Bag | Box |
| 1/2" | D-4HF4-S-FNS | 1/2" - 14 NPTF | 303 stainless | \$148.50 | 2.86 | 72.6 | 2.38 | 60.5 | 1-1/16" | 0.75 | 5 | 25 |
| 1/2" | D-4HF4-SS-FNS | 1/2" - 14 NPTF | 316 stainless | 273.49 | 2.86 | 72.6 | 2.38 | 60.5 | 1-1/16" | 0.75 | 5 | 25 |

H-Series Hydraulic Couplings

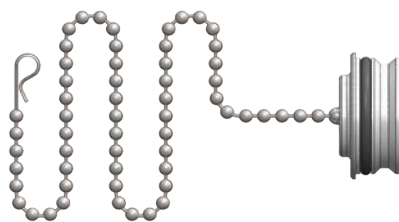


| Body Size | H-Series ISO-B Food Grade Nipple (Female Threads) | | | | | | | | | | | |
|-----------|---|----------------|---------------|----------------|--------|------|------------|------|----------|-----------|-------------|-----|
| | Part Detail | | | List Price | Length | | Maximum OD | | Hex Inch | Weight Lb | Package Qty | |
| | Part Number | Threads | Material | | Inch | mm | Inch | mm | | | Bag | Box |
| 1/2" | D-H4F4-SV-8 | 1/2" - 14 NPTF | steel | \$29.56 | 1.94 | 49.3 | 1.17 | 29.7 | 1-1/16" | 0.20 | 5 | 25 |
| 1/2" | D-H4F4-S | 1/2" - 14 NPTF | 303 stainless | 70.09 | 1.94 | 49.3 | 1.17 | 29.7 | 1-1/16" | 0.24 | 5 | 25 |
| 1/2" | D-H4F4-SS | 1/2" - 14 NPTF | 316 stainless | 124.20 | 1.94 | 49.3 | 1.17 | 29.7 | 1-1/16" | 0.24 | 5 | 25 |




| Body Size | H-Series ISO-B Interchange Dust Caps and Plugs | | | | | |
|-----------|--|-----------------|----------|---------------|-------------|-----|
| | Part Detail | | | List Price | Package Qty | |
| | Coupler Dust Plug | Nipple Dust Cap | Material | | Bag | Box |
| 1/8" | 1HDP | H1DC | Nitrile | \$2.98 | 10 | 100 |
| 1/4" | 2HDP-H2DC | 2HDP-H2DC | Nitrile | 2.98 | 10 | 50 |
| 3/8" | 3HDP-H3DC | 3HDP-H3DC | Nitrile | 3.31 | 10 | 50 |
| 1/2" | 4HDP-H4DC | 4HDP-H4DC | Nitrile | 3.58 | 10 | 50 |
| 3/4" | 6HDP-H6DC | 6HDP-H6DC | Nitrile | 8.03 | 5 | 25 |
| 1" | 8HDP-H8DC | 8HDP-H8DC | Nitrile | 9.22 | 5 | 25 |
| 1-1/4" | 8HDP-H8DC | 8HDP-H8DC | Nitrile | 0.00 | 5 | 25 |

H-Series Hydraulic Couplings

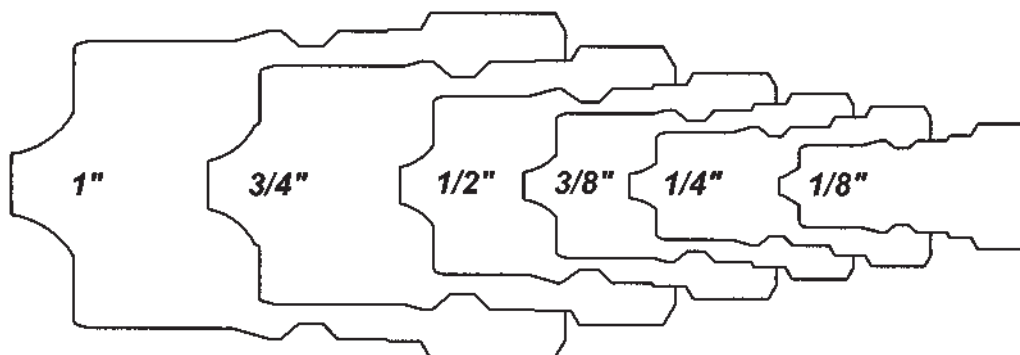


| Body Size | H-Series ISO-B Interchange Coupler Rigid Dust Plug | | | | | | |
|-----------|--|---------------|----------|------------|-----------|-------------|-----|
| | Part Detail | | | List Price | Weight Lb | Package Qty | |
| | Part Number | Lanyard | Body | | | Bag | Box |
| 1/4" | 2HDP-A | SS bead chain | aluminum | \$12.07 | 0.02 | 10 | 50 |
| 3/8" | 3HDP-A | SS bead chain | aluminum | 13.26 | 0.02 | 10 | 50 |
| 1/2" | 4HDP-A | SS bead chain | aluminum | 15.39 | 0.03 | 10 | 50 |
| 3/4" | 6HDP-A | SS bead chain | aluminum | 21.27 | 0.09 | 5 | 25 |
| 1" | 8HDP-A | SS bead chain | aluminum | 49.18 | 0.14 | 5 | 25 |
| 1-1/2" | 12HDP-A | SS bead chain | aluminum | 49.18 | 0.29 | 5 | 25 |
| 2-1/2" | 20HDP-A | SS chain | aluminum | 219.17 | 0.42 | - | 10 |



| Body Size | H-Series ISO-B Interchange Nipple Rigid Dust Cap | | | | | | |
|-----------|--|---------------|----------|------------|-----------|-------------|-----|
| | Part Detail | | | List Price | Weight Lb | Package Qty | |
| | Part Number | Lanyard | Body | | | Bag | Box |
| 1/4" | H2DC-A | SS bead chain | aluminum | \$12.07 | 0.03 | 10 | 50 |
| 3/8" | H3DC-A | SS bead chain | aluminum | 13.26 | 0.07 | 10 | 50 |
| 1/2" | H4DC-A | SS bead chain | aluminum | 15.39 | 0.13 | 10 | 50 |
| 3/4" | H6DC-A | SS bead chain | aluminum | 22.01 | 0.19 | 5 | 25 |
| 1" | H8DC-A | SS bead chain | aluminum | 53.07 | 0.26 | 5 | 25 |
| 1-1/2" | H12DC-A | SS bead chain | aluminum | 54.83 | 0.25 | 5 | 25 |
| 2-1/2" | H20DC-A | SS chain | aluminum | 225.82 | 0.40 | - | 10 |

H Series Profile



H-Series Hydraulic Couplings

| Body Size | H-Series ISO-B Coupler Seal Kits | | | | | | |
|-----------|----------------------------------|-----------------------|---------------|---------------|---|-------------|-----|
| | Part Detail | | | List Price | Seal Kit Contents | Package Qty | |
| | Part Number | Coupler Style | Seal Material | | | Bag | Box |
| 1/8" | 1H-SKIT | steel, 303 SS, 316 SS | Nitrile | \$2.09 | O-Ring and PTFE Anti-Extrusion Ring | 25 | 200 |
| 1/8" | 1H-BSKIT | brass | Nitrile | 2.01 | Two O-Rings | 25 | 200 |
| 1/8" | F-1H-SKIT | steel, 303 SS, 316 SS | Viton® | 3.78 | O-Ring and PTFE Anti-Extrusion Ring | 25 | 200 |
| 1/8" | F-1H-BSKIT | brass | Viton® | 3.55 | Two O-Rings | 25 | 200 |
| 1/8" | P-1H-SKIT | steel, 303 SS, 316 SS | EPDM | 2.84 | O-Ring and PTFE Anti-Extrusion Ring | 25 | 200 |
| 1/8" | P-1H-BSKIT | brass | EPDM | 2.65 | Two O-Rings | 25 | 200 |
| 1/4" | 2H-SKIT | steel, 303 SS, 316 SS | Nitrile | 4.14 | O-Ring and PTFE Anti-Extrusion Ring | 25 | 200 |
| 1/4" | 2H-BSKIT | brass | Nitrile | 3.89 | Two O-Rings | 25 | 200 |
| 1/4" | F-2H-SKIT | steel, 303 SS, 316 SS | Viton® | 6.03 | O-Ring and PTFE Anti-Extrusion Ring | 25 | 200 |
| 1/4" | F-2H-BSKIT | brass | Viton® | 5.67 | Two O-Rings | 25 | 200 |
| 1/4" | P-2H-SKIT | steel, 303 SS, 316 SS | EPDM | 5.65 | O-Ring and PTFE Anti-Extrusion Ring | 25 | 200 |
| 1/4" | P-2H-BSKIT | brass | EPDM | 5.32 | Two O-Rings | 25 | 200 |
| 3/8" | 3H-SKIT | steel, 303 SS, 316 SS | Nitrile | 4.34 | O-Ring and PTFE Anti-Extrusion Ring | 25 | 200 |
| 3/8" | 3H-BSKIT | brass | Nitrile | 4.08 | Two O-Rings | 25 | 200 |
| 3/8" | F-3H-SKIT | steel, 303 SS, 316 SS | Viton® | 6.41 | O-Ring and PTFE Anti-Extrusion Ring | 25 | 200 |
| 3/8" | F-3H-BSKIT | brass | Viton® | 6.03 | Two O-Rings | 25 | 200 |
| 3/8" | P-3H-SKIT | steel, 303 SS, 316 SS | EPDM | 6.03 | O-Ring and PTFE Anti-Extrusion Ring | 25 | 200 |
| 3/8" | P-3H-BSKIT | brass | EPDM | 5.67 | Two O-Rings | 25 | 200 |
| 1/2" | 4H-SKIT | steel, 303 SS, 316 SS | Nitrile | 5.11 | O-Ring and PTFE Anti-Extrusion Ring | 25 | 200 |
| 1/2" | 4H-BSKIT | brass | Nitrile | 4.76 | Two O-Rings | 25 | 200 |
| 1/2" | F-4H-SKIT | steel, 303 SS, 316 SS | Viton® | 7.36 | O-Ring and PTFE Anti-Extrusion Ring | 25 | 200 |
| 1/2" | F-4H-BSKIT | brass | Viton® | 6.91 | Two O-Rings | 25 | 200 |
| 1/2" | P-4H-SKIT | steel, 303 SS, 316 SS | EPDM | 6.99 | O-Ring and PTFE Anti-Extrusion Ring | 25 | 200 |
| 1/2" | P-4H-BSKIT | brass | EPDM | 6.56 | Two O-Rings | 25 | 200 |
| 3/4" | 6H-SKIT | steel, 303 SS, 316 SS | Nitrile | 6.99 | O-Ring and PTFE Anti-Extrusion Ring | 25 | 200 |
| 3/4" | 6H-BSKIT | brass | Nitrile | 6.56 | Two O-Rings | 25 | 200 |
| 3/4" | F-6H-SKIT | steel, 303 SS, 316 SS | Viton® | 9.43 | O-Ring and PTFE Anti-Extrusion Ring | 25 | 200 |
| 3/4" | F-6H-BSKIT | brass | Viton® | 8.86 | Two O-Rings | 25 | 200 |
| 3/4" | P-6H-SKIT | steel, 303 SS, 316 SS | EPDM | 9.06 | O-Ring and PTFE Anti-Extrusion Ring | 25 | 200 |
| 3/4" | P-6H-BSKIT | brass | EPDM | 8.50 | Two O-Rings | 25 | 200 |
| 1" | 8H-SKIT | steel, 303 SS, 316 SS | Nitrile | 8.88 | O-Ring and PTFE Anti-Extrusion Ring | 25 | 200 |
| 1" | 8H-BSKIT | brass | Nitrile | 8.33 | Two O-Rings | 25 | 200 |
| 1" | F-8H-SKIT | steel, 303 SS, 316 SS | Viton® | 11.51 | O-Ring and PTFE Anti-Extrusion Ring | 25 | 200 |
| 1" | F-8H-BSKIT | brass | Viton® | 10.80 | Two O-Rings | 25 | 200 |
| 1" | P-8H-SKIT | steel, 303 SS, 316 SS | EPDM | 11.11 | O-Ring and PTFE Anti-Extrusion Ring | 25 | 200 |
| 1" | P-8H-BSKIT | brass | EPDM | 10.45 | Two O-Rings | 25 | 200 |
| 1-1/4" | 10H-SKIT | all | Nitrile | 10.66 | Adapter/Valve O-Ring & Two Body O-Rings | 10 | 50 |
| 1-1/4" | F-10-SKIT | all | Viton® | 13.79 | Adapter/Valve O-Ring & Two Body O-Rings | 10 | 50 |
| 1-1/4" | P-10-SKIT | all | EPDM | 13.37 | Adapter/Valve O-Ring & Two Body O-Rings | 10 | 50 |
| 1-1/2" | 12H-SKIT | all | Nitrile | 12.78 | Adapter/Valve O-Ring & Two Body O-Rings | 10 | 50 |
| 1-1/2" | F-12H-SKIT | all | Viton® | 16.56 | Adapter/Valve O-Ring & Two Body O-Rings | 10 | 50 |
| 1-1/2" | P-12H-SKIT | all | EPDM | 15.88 | Adapter/Valve O-Ring & Two Body O-Rings | 10 | 50 |

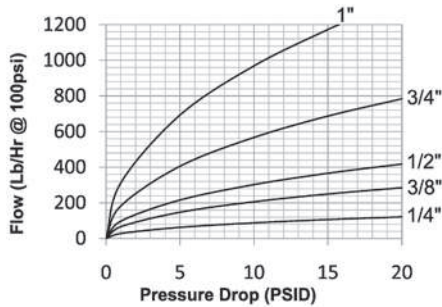
H-Series Hydraulic Couplings

| Body Size | H-Series ISO-B Repair Kits | | | | | | |
|-----------|----------------------------|---------------|---------------|---------------|--|-------------|-----|
| | Part Detail | | | List Price | Repair Kit Contents (for one coupler or nipple) | Package Qty | |
| | Part Number | Coupler Style | Seal Material | | | Bag | Box |
| 1/4" | 2H-RKIT | steel | Nitrile | \$5.58 | Steel Valve Assembly and Retaining Ring | 1 | 25 |
| 1/4" | 2H-BRKIT | brass | Nitrile | 6.60 | Brass Valve Assembly and Retaining Ring | 1 | 25 |
| 1/4" | 2H-SRKIT | 303 stainless | Nitrile | 9.74 | 303 SS Valve Assembly and Retaining Ring | 1 | 25 |
| 1/4" | 2H-SSRKIT | 316 stainless | Nitrile | 13.72 | 316 SS Valve Assembly and Retaining Ring | 1 | 25 |
| 3/8" | 3H-RKIT | steel | Nitrile | 7.40 | Steel Valve Assembly and Retaining Ring | 1 | 25 |
| 3/8" | 3H-BRKIT | brass | Nitrile | 8.61 | Brass Valve Assembly and Retaining Ring | 1 | 25 |
| 3/8" | 3H-SRKIT | 303 stainless | Nitrile | 13.21 | 303 SS Valve Assembly and Retaining Ring | 1 | 25 |
| 3/8" | 3H-SSRKIT | 316 stainless | Nitrile | 17.10 | 316 SS Valve Assembly and Retaining Ring | 1 | 25 |
| 1/2" | 4H-RKIT | steel | Nitrile | 10.11 | Steel Valve Assembly and Retaining Ring | 1 | 25 |
| 1/2" | 4H-BRKIT | brass | Nitrile | 14.77 | Brass Valve Assembly and Retaining Ring | 1 | 25 |
| 1/2" | 4H-SRKIT | 303 stainless | Nitrile | 17.94 | 303 SS Valve Assembly and Retaining Ring | 1 | 25 |
| 1/2" | 4H-SSRKIT | 316 stainless | Nitrile | 29.68 | 316 SS Valve Assembly and Retaining Ring | 1 | 25 |
| 3/4" | 6H-RKIT | steel | Nitrile | 11.44 | Steel Valve Assembly and Retaining Ring | 1 | 25 |
| 3/4" | 6H-BRKIT | brass | Nitrile | 16.33 | Brass Valve Assembly and Retaining Ring | 1 | 25 |
| 3/4" | 6H-SRKIT | 303 stainless | Nitrile | 17.85 | 303 SS Valve Assembly and Retaining Ring | 1 | 25 |
| 3/4" | 6H-SSRKIT | 316 stainless | Nitrile | 75.01 | 316 SS Valve Assembly and Retaining Ring | 1 | 25 |
| 1" | 8H-RKIT | steel | Nitrile | 16.07 | Steel Valve Assembly and Retaining Ring | 1 | 25 |
| 1" | 8H-BRKIT | brass | Nitrile | 28.83 | Brass Valve Assembly and Retaining Ring | 1 | 25 |
| 1" | 8H-SRKIT | 303 stainless | Nitrile | 46.54 | 303 SS Valve Assembly and Retaining Ring | 1 | 25 |
| 1" | 8H-SSRKIT | 316 stainless | Nitrile | 81.00 | 316 SS Valve Assembly and Retaining Ring | 1 | 25 |
| 1-1/4" | 10H-RKIT | steel | Nitrile | 19.69 | Steel Valve Assembly and Adapter O-Ring | 1 | 25 |
| 1-1/4" | 10H-BRKIT | brass | Nitrile | 34.99 | Brass Valve Assembly and Adapter O-Ring | 1 | 25 |
| 1-1/4" | 10H-SRKIT | 303 stainless | Nitrile | 55.87 | 303 SS Valve Assembly and Adapter O-Ring | 1 | 25 |
| 1-1/4" | 10H-SSRKIT | 316 stainless | Nitrile | 101.24 | 316 SS Valve Assembly and Adapter O-Ring | 1 | 25 |
| 1-1/2" | 12H-RKIT | steel | Nitrile | 25.07 | Steel Valve Assembly and Adapter O-Ring | 1 | 25 |
| 1-1/2" | 12H-BRKIT | brass | Nitrile | 43.24 | Brass Valve Assembly and Adapter O-Ring | 1 | 25 |
| 1-1/2" | 12H-SRKIT | 303 stainless | Nitrile | 64.23 | 303 SS Valve Assembly and Adapter O-Ring | 1 | 25 |
| 1-1/2" | 12H-SSRKIT | 316 stainless | Nitrile | 121.50 | 316 SS Valve Assembly and Adapter O-Ring | 1 | 25 |

HS-Series Hydraulic Couplings

Interchange Data:

- Interchangeable to ISO7241 Series 'B'
- Parker 60-Series Steam Couplings



Materials:

- Machined components are manufactured using solid steel, brass, or 303 stainless steel bar stock.
- Stainless steel balls, retaining rings, and springs maximize corrosion resistance and extend service life.
- Steel componentry is plated using ROHS Compliant Trivalent Chrome.
- Large diameter steel steam-sleeves are hardened to resist deformation and maximize coupler service life.
- Steel nipples are hardened to provide heavy duty performance and resist brinelling.
- All couplers have a steel steam-sleeve as standard.

Seal Components:

- EPDM steam-grade seals are standard, providing a temperature range of -70°F to +400°F (-57°C to +204°C).
- Brass couplers have a redundant o-ring sealing system (Dual O-Rings/no PTFE Back-up Ring)
- Stainless couplers have an O-Ring/PTFE Anti-Extrusion ring sealing system.
- Valve seals are crimped in place to maintain integrity during excessive flow conditions.

Rated Pressure Chart:

| Body Size | HS-Series ISO-B Steam Interchange (Connected) | | | | | | | | | | | | | | | |
|-----------|---|-----|--------|-------|--------------------------|-----|--------|-------|---------------------------|-----|--------|-------|--------------------|-----|--------|-------|
| | Brass Coupler/Plug | | | | Brass Coupler/Steel Plug | | | | Brass Coupler/303 SS Plug | | | | 303SS Coupler/Plug | | | |
| | Max. Working | | Burst | | Max. Working | | Burst | | Max. Working | | Burst | | Max. Working | | Burst | |
| | PSI | Bar | PSI | Bar | PSI | Bar | PSI | Bar | PSI | Bar | PSI | Bar | PSI | Bar | PSI | Bar |
| 1/4" | 200 | 14 | 14,500 | 1,000 | 200 | 14 | 14,500 | 1,000 | 200 | 14 | 14,500 | 1,000 | 200 | 14 | 31,500 | 2,150 |
| 3/8" | 200 | 14 | 12,000 | 800 | 200 | 14 | 14,500 | 1,000 | 200 | 14 | 14,500 | 1,000 | 200 | 14 | 26,500 | 1,800 |
| 1/2" | 200 | 14 | 11,500 | 750 | 200 | 14 | 14,500 | 1,000 | 200 | 14 | 14,500 | 1,000 | 200 | 14 | 27,500 | 1,900 |
| 3/4" | 200 | 14 | 9,280 | 640 | 200 | 14 | 9,280 | 640 | 200 | 14 | 9,280 | 640 | 200 | 14 | 16,000 | 1,100 |
| 1" | 200 | 14 | 5,800 | 400 | 200 | 14 | 5,800 | 400 | 200 | 14 | 5,800 | 400 | 200 | 14 | 15,000 | 1,000 |

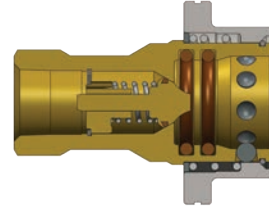

Technical Specifications:

| Body Size | Interchange Standards | | | | Functional Parameters | | | | | |
|-----------|-----------------------|-----------------|-------------------------|---------------------|-----------------------|---------------|------------|----------------|------------------|--|
| | U.S. Military | U.S. Government | International Standards | ANSI/NFPA Standards | Locking Ball Quantity | Air Inclusion | Fluid Loss | Vacuum Inch HG | Flow ΔP = 10 PSI | |
| 1/4" | - | - | ISO7241 'B' | B93.113M-B | 8 | 1.1cc | 0.9cc | 27.4 | 88Lbs/Hr | |
| 3/8" | - | - | ISO7241 'B' | B93.113M-B | 9 | 2.6cc | 1.8cc | 27.4 | 206Lbs/Hr | |
| 1/2" | - | - | ISO7241 'B' | B93.113M-B | 9 | 3.8cc | 2.9cc | 27.4 | 302Lbs/Hr | |
| 3/4" | - | - | ISO7241 'B' | B93.113M-B | 12 | 10.8cc | 9.7cc | 27.4 | 567Lbs/Hr | |
| 1" | - | - | ISO7241 'B' | B93.113M-B | 12 | 15.9cc | 15.3cc | 27.4 | 968Lbs/Hr | |

Note: Maximum working pressure has been calculated using saturated steam at 194°C (382°F) for general purpose continuous steam service. For advanced operating pressure or super-heated steam applications, contact the factory for further information.



HS-Series Hydraulic Couplings



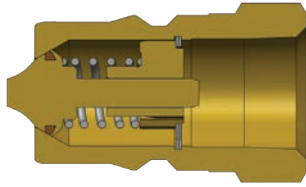
| Body Size | H-Series ISO-B Steam Interchange Coupler (Female Threads) | | | | | | | | | | | |
|-----------|---|------------------|---------------|----------------|--------|-------|------------|------|----------|-----------|-------------|-----|
| | Part Detail | | | List Price | Length | | Maximum OD | | Hex Inch | Weight Lb | Package Qty | |
| | Part Number | Threads | Material | | Inch | mm | Inch | mm | | | Bag | Box |
| 1/4" | 2HSF2-B | 1/4" - 18 NPTF | brass | \$42.34 | 2.26 | 57.4 | 1.42 | 36.1 | 3/4" | 0.30 | 5 | 50 |
| 1/4" | 2HSF2-S | 1/4" - 18 NPTF | 303 stainless | 86.57 | 2.26 | 57.4 | 1.42 | 36.1 | 3/4" | 0.30 | 5 | 50 |
| 1/4" | 2HSBF2-B | 1/4" - 19 BSPP | brass | 42.34 | 2.26 | 57.4 | 1.42 | 36.1 | 3/4" | 0.30 | 5 | 50 |
| 1/4" | 2HSBF2-S | 1/4" - 19 BSPP | 303 stainless | 86.57 | 2.26 | 57.4 | 1.42 | 36.1 | 3/4" | 0.30 | 5 | 50 |
| 3/8" | 3HSF3-B | 3/8" - 18 NPTF | brass | 45.62 | 2.51 | 63.8 | 1.73 | 43.9 | 7/8" | 0.50 | - | 50 |
| 3/8" | 3HSF3-S | 3/8" - 18 NPTF | 303 stainless | 106.89 | 2.51 | 63.8 | 1.73 | 43.9 | 7/8" | 0.50 | - | 50 |
| 3/8" | 3HSBF3-B | 3/8" - 19 BSPP | brass | 45.62 | 2.51 | 63.8 | 1.73 | 43.9 | 7/8" | 0.50 | - | 50 |
| 3/8" | 3HSBF3-S | 3/8" - 19 BSPP | 303 stainless | 106.89 | 2.51 | 63.8 | 1.73 | 43.9 | 7/8" | 0.50 | - | 50 |
| 1/2" | 4HSF4-B | 1/2" - 14 NPTF | brass | 63.64 | 2.86 | 72.6 | 2.29 | 58.2 | 1-1/16" | 0.75 | - | 25 |
| 1/2" | 4HSF4-S | 1/2" - 14 NPTF | 303 stainless | 161.58 | 2.86 | 72.6 | 2.29 | 58.2 | 1-1/16" | 0.75 | - | 25 |
| 1/2" | 4HSBF4-B | 1/2" - 14 BSPP | brass | 63.64 | 2.86 | 72.6 | 2.29 | 58.2 | 1-1/16" | 0.75 | - | 25 |
| 1/2" | 4HSBF4-S | 1/2" - 14 BSPP | 303 stainless | 161.58 | 2.86 | 72.6 | 2.29 | 58.2 | 1-1/16" | 0.75 | - | 25 |
| 3/4" | 6HSF6-B | 3/4" - 14 NPTF | brass | 99.64 | 3.55 | 90.2 | 2.61 | 66.3 | 1-5/16" | 1.31 | - | 10 |
| 3/4" | 6HSF6-S | 3/4" - 14 NPTF | 303 stainless | 255.99 | 3.55 | 90.2 | 2.61 | 66.3 | 1-5/16" | 1.31 | - | 10 |
| 3/4" | 6HSBF6-B | 3/4" - 14 BSPP | brass | 99.64 | 3.55 | 90.2 | 2.61 | 66.3 | 1-5/16" | 1.31 | - | 10 |
| 3/4" | 6HSBF6-S | 3/4" - 14 BSPP | 303 stainless | 255.99 | 3.55 | 90.2 | 2.61 | 66.3 | 1-5/16" | 1.31 | - | 10 |
| 1" | 8HSF8-B | 1" - 11 1/2 NPTF | brass | 161.77 | 4.13 | 104.9 | 2.98 | 75.7 | 1-5/8" | 1.95 | - | 10 |
| 1" | 8HSF8-S | 1" - 11 1/2 NPTF | 303 stainless | 437.81 | 4.13 | 104.9 | 2.98 | 75.7 | 1-5/8" | 1.95 | - | 10 |
| 1" | 8HSBF8-B | 1" - 11 BSPP | brass | 161.77 | 4.13 | 104.9 | 2.98 | 75.7 | 1-5/8" | 1.95 | - | 10 |
| 1" | 8HSBF8-S | 1" - 11 BSPP | 303 stainless | 437.81 | 4.13 | 104.9 | 2.98 | 75.7 | 1-5/8" | 1.95 | - | 10 |



Warning!

Do not disconnect steam couplings while under pressure! Maximum operating temperature for steam service couplings is 194°C (382°F), with an intermittent maximum temperature of 204°C (400°F). Be sure to use safety chains, or equivalent means, to prevent the line from thrashing around in a case where the coupling becomes disconnected.

HS-Series Hydraulic Couplings

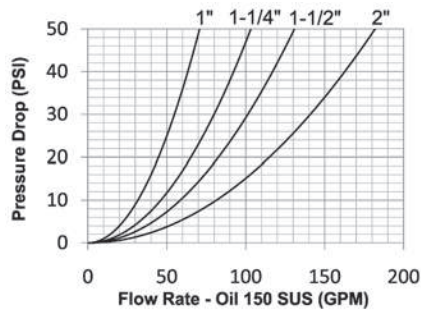
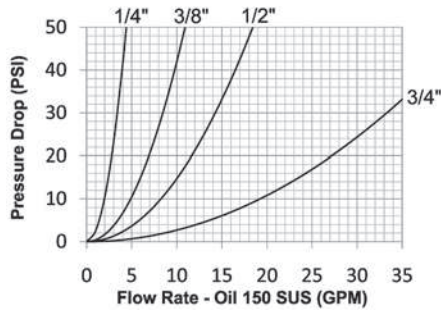


| Body Size | H-Series ISO-B Steam Interchange Nipple (Female Threads) | | | | | | | | | | | |
|-----------|--|------------------|---------------|----------------|--------|------|------------|------|----------|-----------|-------------|-----|
| | Part Detail | | | List Price | Length | | Maximum OD | | Hex Inch | Weight Lb | Package Qty | |
| | Part Number | Threads | Material | | Inch | mm | Inch | mm | | | Bag | Box |
| 1/4" | HS2F2 | 1/4" - 18 NPTF | steel | \$13.46 | 1.55 | 39.4 | 0.83 | 21.1 | 3/4" | 0.08 | 10 | 50 |
| 1/4" | HS2F2-B | 1/4" - 18 NPTF | brass | 13.08 | 1.55 | 39.4 | 0.83 | 21.1 | 3/4" | 0.08 | 10 | 50 |
| 1/4" | HS2F2-S | 1/4" - 18 NPTF | 303 stainless | 29.13 | 1.55 | 39.4 | 0.83 | 21.1 | 3/4" | 0.08 | 10 | 50 |
| 1/4" | HS2BF2 | 1/4" - 19 BSPP | steel | 13.46 | 1.55 | 39.4 | 0.83 | 21.1 | 3/4" | 0.08 | 10 | 50 |
| 1/4" | HS2BF2-B | 1/4" - 19 BSPP | brass | 13.08 | 1.55 | 39.4 | 0.83 | 21.1 | 3/4" | 0.08 | 10 | 50 |
| 1/4" | HS2BF2-S | 1/4" - 19 BSPP | 303 stainless | 29.13 | 1.55 | 39.4 | 0.83 | 21.1 | 3/4" | 0.08 | 10 | 50 |
| 3/8" | HS3F3 | 3/8" - 18 NPTF | steel | 18.07 | 1.70 | 43.2 | 0.97 | 24.6 | 7/8" | 0.13 | 10 | 50 |
| 3/8" | HS3F3-B | 3/8" - 18 NPTF | brass | 18.51 | 1.70 | 43.2 | 0.97 | 24.6 | 7/8" | 0.13 | 10 | 50 |
| 3/8" | HS3F3-S | 3/8" - 18 NPTF | 303 stainless | 46.84 | 1.70 | 43.2 | 0.97 | 24.6 | 7/8" | 0.13 | 10 | 50 |
| 3/8" | HS3BF3 | 3/8" - 19 BSPP | steel | 18.07 | 1.70 | 43.2 | 0.97 | 24.6 | 7/8" | 0.13 | 10 | 50 |
| 3/8" | HS3BF3-B | 3/8" - 19 BSPP | brass | 18.51 | 1.70 | 43.2 | 0.97 | 24.6 | 7/8" | 0.13 | 10 | 50 |
| 3/8" | HS3BF3-S | 3/8" - 19 BSPP | 303 stainless | 46.84 | 1.70 | 43.2 | 0.97 | 24.6 | 7/8" | 0.13 | 10 | 50 |
| 1/2" | HS4F4 | 1/2" - 14 NPTF | steel | 25.13 | 1.94 | 49.3 | 1.17 | 29.7 | 1-1/16" | 0.24 | 5 | 25 |
| 1/2" | HS4F4-B | 1/2" - 14 NPTF | brass | 23.26 | 1.94 | 49.3 | 1.17 | 29.7 | 1-1/16" | 0.24 | 5 | 25 |
| 1/2" | HS4F4-S | 1/2" - 14 NPTF | 303 stainless | 73.94 | 1.94 | 49.3 | 1.17 | 29.7 | 1-1/16" | 0.24 | 5 | 25 |
| 1/2" | HS4BF4 | 1/2" - 14 BSPP | steel | 25.13 | 1.94 | 49.3 | 1.17 | 29.7 | 1-1/16" | 0.24 | 5 | 25 |
| 1/2" | HS4BF4-B | 1/2" - 14 BSPP | brass | 23.26 | 1.94 | 49.3 | 1.17 | 29.7 | 1-1/16" | 0.24 | 5 | 25 |
| 1/2" | HS4BF4-S | 1/2" - 14 BSPP | 303 stainless | 73.94 | 1.94 | 49.3 | 1.17 | 29.7 | 1-1/16" | 0.24 | 5 | 25 |
| 3/4" | HS6F6 | 3/4" - 14 NPTF | steel | 39.46 | 2.41 | 61.2 | 1.44 | 36.6 | 1-5/16" | 0.46 | - | 10 |
| 3/4" | HS6F6-B | 3/4" - 14 NPTF | brass | 40.83 | 2.41 | 61.2 | 1.44 | 36.6 | 1-5/16" | 0.46 | - | 10 |
| 3/4" | HS6F6-S | 3/4" - 14 NPTF | 303 stainless | 116.72 | 2.41 | 61.2 | 1.44 | 36.6 | 1-5/16" | 0.46 | - | 10 |
| 3/4" | HS6BF6 | 3/4" - 14 BSPP | steel | 39.46 | 2.41 | 61.2 | 1.44 | 36.6 | 1-5/16" | 0.46 | - | 10 |
| 3/4" | HS6BF6-B | 3/4" - 14 BSPP | brass | 40.83 | 2.41 | 61.2 | 1.44 | 36.6 | 1-5/16" | 0.46 | - | 10 |
| 3/4" | HS6BF6-S | 3/4" - 14 BSPP | 303 stainless | 116.72 | 2.41 | 61.2 | 1.44 | 36.6 | 1-5/16" | 0.46 | - | 10 |
| 1" | HS8F8 | 1" - 11 1/2 NPTF | steel | 52.05 | 2.87 | 72.9 | 1.79 | 45.5 | 1-5/8" | 0.76 | - | 10 |
| 1" | HS8F8-B | 1" - 11 1/2 NPTF | brass | 53.39 | 2.87 | 72.9 | 1.79 | 45.5 | 1-5/8" | 0.76 | - | 10 |
| 1" | HS8F8-S | 1" - 11 1/2 NPTF | 303 stainless | 184.87 | 2.87 | 72.9 | 1.79 | 45.5 | 1-5/8" | 0.76 | - | 10 |
| 1" | HS8BF8 | 1" - 11 BSPP | steel | 52.05 | 2.87 | 72.9 | 1.79 | 45.5 | 1-5/8" | 0.76 | - | 10 |
| 1" | HS8BF8-B | 1" - 11 BSPP | brass | 53.39 | 2.87 | 72.9 | 1.79 | 45.5 | 1-5/8" | 0.76 | - | 10 |
| 1" | HS8BF8-S | 1" - 11 BSPP | 303 stainless | 184.87 | 2.87 | 72.9 | 1.79 | 45.5 | 1-5/8" | 0.76 | - | 10 |

K-Series Hydraulic Couplings

Interchange Data:

- Interchangeable to ISO7241 Series 'A'
- Parker 6600-Series, Aeroquip/Eaton FD56 (5600)
- Faster ANV, Hansen HA15000, Safeway S56-Series



Materials:

- Machined components are manufactured using solid steel bar stock.
- Stainless steel balls, retaining rings, and springs maximize corrosion resistance and extend service life.
- Steel componentry is plated using ROHS Compliant Trivalent Chrome.
- Steel coupler sleeves are hardened to resist deformation and maximize service life.
- Steel nipples are hardened to provide heavy duty performance and resist brinelling.

Seal Components:

- Nitrile (Buna-N) seals are standard, providing a temperature range of -40°F to +250°F (-40°C to +121°C).
- Couplers have a PTFE Anti-Extrusion ring.
- Valve seals are crimped in place to maintain integrity during excessive flow conditions and pressurized connection.

Rated Pressure Chart:

| Body Size | K-Series ISO-A Interchange (Connected) | | | |
|-----------|--|-----|--------|-------|
| | Steel Coupler/Plug | | | |
| | Maximum Working | | Burst | |
| | PSI | Bar | PSI | Bar |
| 1/4" | 5,000 | 345 | 18,270 | 1,200 |
| 3/8" | 4,000 | 275 | 18,270 | 1,200 |
| 1/2" | 4,000 | 275 | 16,500 | 1,100 |
| 3/4" | 4,000 | 275 | 14,800 | 1,000 |
| 1" | 4,000 | 275 | 12,400 | 850 |
| 1-1/4" | 3,000 | 200 | 12,600 | 850 |
| 1-1/2" | 3,000 | 200 | 12,600 | 850 |
| 2" | 1,450 | 100 | 5,800 | 400 |

Technical Specifications:

| Body Size | Interchange Standards | | | | Functional Parameters | | | | |
|-----------|-----------------------|-----------------|-------------------------|---------------------|-----------------------|---------------|------------|----------------|------------------|
| | U.S. Military | U.S. Government | International Standards | ANSI/NFPA Standards | Locking Ball Quantity | Air Inclusion | Fluid Loss | Vacuum Inch HG | Flow ΔP = 22 PSI |
| 1/4" | - | - | ISO7241 'A' | B93.113M-A | 6 | 0.6cc | 0.3cc | 26.5 | 2.9 GPM |
| 3/8" | - | - | ISO7241 'A' | B93.113M-A | 9 | 2.6cc | 1.8cc | 26.5 | 7 GPM |
| 1/2" | - | - | ISO7241 'A' | B93.113M-A | 9 | 3.8cc | 2.9cc | 26.5 | 12 GPM |
| 3/4" | - | - | ISO7241 'A' | B93.113M-A | 12 | 10.8cc | 9.7cc | 26.5 | 28 GPM |
| 1" | - | - | ISO7241 'A' | B93.113M-A | 15 | 15.9cc | 15.3cc | 26.5 | 50 GPM |
| 1-1/4" | - | - | ISO7241 'A' | B93.113M-A | 16 | 31.7cc | 29.1cc | 26.5 | 70 GPM |
| 1-1/2" | - | - | ISO7241 'A' | B93.113M-A | 16 | 56.4cc | 52.2cc | 26.5 | 90 GPM |
| 2" | - | - | ISO7241 'A' | B93.113M-A | 15 | N/A | N/A | 26.5 | 120 GPM |


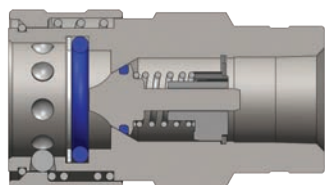
K-Series Hydraulic Couplings

List Price Seal Option Adders:

| Body Size | Standard Seal Options | | | | | | | | | | | | Kalrez® Seal Options | | | | | |
|-----------|-----------------------|--------|------|--------|------------|--------|-------------|--------|--------------|--------|----------|--------|----------------------|--------|------|--------|------|--------|
| | Viton® | | EPDM | | FDA Viton® | | Mil-Nitrile | | Fuel Nitrile | | Silicone | | 4079 | | 6375 | | 7075 | |
| | Pre | Add \$ | Pre | Add \$ | Pre | Add \$ | Pre | Add \$ | Pre | Add \$ | Pre | Add \$ | Pre | Add \$ | Pre | Add \$ | Pre | Add \$ |
| 1/4" | F- | \$0.00 | P- | \$2.60 | D- | \$3.00 | M- | \$2.50 | JF- | \$2.90 | S- | \$3.10 | K4- | POR | K6- | POR | K7- | POR |
| 3/8" | F- | .00 | P- | 3.00 | D- | 3.50 | M- | 2.90 | JF- | 3.70 | S- | 3.80 | K4- | POR | K6- | POR | K7- | POR |
| 1/2" | F- | .00 | P- | 3.50 | D- | 4.00 | M- | 3.60 | JF- | 3.80 | S- | 4.30 | K4- | POR | K6- | POR | K7- | POR |
| 3/4" | F- | .00 | P- | 4.00 | D- | 6.20 | M- | 5.20 | JF- | 5.80 | S- | 6.00 | K4- | POR | K6- | POR | K7- | POR |
| 1" | F- | .00 | P- | 6.20 | D- | 7.60 | M- | 6.80 | JF- | 6.90 | S- | 7.60 | K4- | POR | K6- | POR | K7- | POR |
| 1-1/4" | F- | N/A | P- | N/A | D- | N/A | M- | N/A | JF- | N/A | S- | N/A | K4- | N/A | K6- | N/A | K7- | N/A |
| 1-1/2" | F- | N/A | P- | N/A | D- | N/A | M- | N/A | JF- | N/A | S- | N/A | K4- | N/A | K6- | N/A | K7- | N/A |
| 2" | F- | N/A | P- | N/A | D- | N/A | M- | N/A | JF- | N/A | S- | N/A | K4- | N/A | K6- | N/A | K7- | N/A |

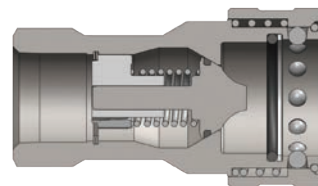
List Price Option Adders:

| Body Size | Valve Options | | | | | | | | | | | | Sleeve | | Treatments | |
|-----------|---------------|---------|----------|--------|-------|--------|-------|--------|--------|--------|--------|--------|---------|--------|------------|---------|
| | Unvalved | | Actuator | | Steel | | Brass | | 303 SS | | 316 SS | | Locking | | Oxy-Clean | |
| | Suf | Add \$ | Suf | Add \$ | Suf | Add \$ | Suf | Add \$ | Suf | Add \$ | Suf | Add \$ | Suf | Add \$ | Suf | Add \$ |
| 1/4" | -E | -\$1.50 | -VA | N/A | -ZV | Std. | -BV | \$0.00 | -SV | N/A | SSV | N/A | -LS | \$4.80 | -C1 | \$12.00 |
| 3/8" | -E | -2.30 | -VA | \$4.30 | -ZV | Std. | -BV | .00 | -SV | \$2.45 | SSV | \$2.70 | -LS | 4.80 | -C1 | 12.00 |
| 1/2" | -E | -4.60 | -VA | 6.20 | -ZV | Std. | -BV | .00 | -SV | 4.30 | SSV | 4.80 | -LS | 4.80 | -C1 | 14.00 |
| 3/4" | -E | -5.80 | -VA | 8.00 | -ZV | Std. | -BV | .00 | -SV | 5.65 | SSV | 6.00 | -LS | 6.00 | -C1 | 14.00 |
| 1" | -E | -8.50 | -VA | 12.00 | -ZV | Std. | -BV | .00 | -SV | 7.50 | SSV | 8.80 | -LS | 9.80 | -C1 | 16.00 |
| 1-1/4" | -E | N/A | -VA | N/A | -ZV | Std. | -BV | N/A | -SV | N/A | SSV | N/A | -LS | N/A | -C1 | N/A |
| 1-1/2" | -E | N/A | -VA | N/A | -ZV | Std. | -BV | N/A | -SV | N/A | SSV | N/A | -LS | N/A | -C1 | N/A |
| 2" | -E | N/A | -VA | N/A | -ZV | Std. | -BV | N/A | -SV | N/A | SSV | N/A | -LS | N/A | -C1 | N/A |

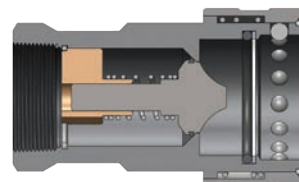



| Body Size | K-Series ISO-A Interchange Coupler (Female Threads) | | | | | | | | | | | | |
|-----------|---|----------------|----------|------------|--------|------|------------|------|----------|-----------|-------------|-----|--|
| | Part Detail | | | List Price | Length | | Maximum OD | | Hex Inch | Weight Lb | Package Qty | | |
| | Part Number | Threads | Material | | Inch | mm | Inch | mm | | | Bag | Box | |
| 1/4" | 2KF1 | 1/8" - 27 NPTF | steel | \$24.57 | 1.76 | 44.7 | 1 | 25.4 | 3/4" | 0.27 | 10 | 50 | |
| 1/4" | 2KF2 | 1/4" - 18 NPTF | steel | 19.93 | 1.76 | 44.7 | 1 | 25.4 | 3/4" | 0.26 | 10 | 50 | |
| 1/4" | 2KBF2 | 1/4" - 19 BSPP | steel | 24.57 | 1.76 | 44.7 | 1 | 25.4 | 3/4" | 0.26 | 10 | 50 | |
| 1/4" | 2KOF2 | 7/16" - 20 ORB | steel | 24.57 | 1.76 | 44.7 | 1 | 25.4 | 3/4" | 0.25 | 10 | 50 | |
| 3/8" | 3KF3 | 3/8" - 18 NPTF | steel | 26.75 | 2.23 | 56.6 | 1.23 | 31.2 | 1" | 0.39 | 10 | 50 | |
| 3/8" | 3KBF3 | 3/8" - 19 BSPP | steel | 31.12 | 2.23 | 56.6 | 1.23 | 31.2 | 1" | 0.38 | 10 | 50 | |
| 3/8" | 3KOF3 | 9/16" - 18 ORB | steel | 31.12 | 2.23 | 56.6 | 1.23 | 31.2 | 1" | 0.39 | 10 | 50 | |
| 1/2" | 4KF4 | 1/2" - 14 NPTF | steel | 26.75 | 2.62 | 66.5 | 1.49 | 37.8 | 1-1/4" | 0.67 | 5 | 25 | |
| 1/2" | 4KBF4 | 1/2" - 14 BSPP | steel | 31.12 | 2.62 | 66.5 | 1.49 | 37.8 | 1-1/4" | 0.67 | 5 | 25 | |
| 1/2" | 4KOF4 | 3/4" - 16 ORB | steel | 31.12 | 2.62 | 66.5 | 1.49 | 37.8 | 1-1/4" | 0.69 | 5 | 25 | |
| 1/2" | 4KOF5 | 7/8" - 14 ORB | steel | 32.75 | 2.62 | 66.5 | 1.49 | 37.8 | 1-1/4" | 0.66 | 5 | 25 | |
| 1/2" | 4KF6 | 3/4" - 14 NPTF | steel | 44.22 | 2.62 | 66.5 | 1.49 | 37.8 | 1-1/4" | 0.71 | 5 | 25 | |
| 1/2" | 4KBF6 | 3/4" - 14 BSPP | steel | 47.17 | 2.62 | 66.5 | 1.49 | 37.8 | 1-1/4" | 0.71 | 5 | 25 | |

K-Series Hydraulic Couplings

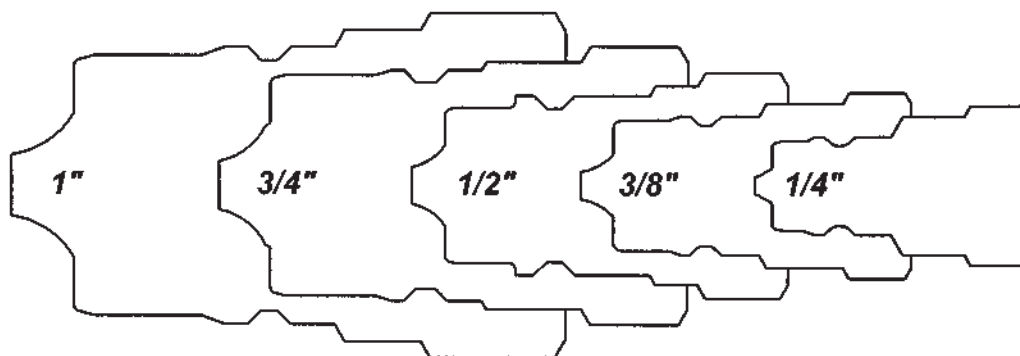


| Body Size | K-Series ISO-A Interchange Coupler (Female Threads) | | | | | | | | | | | |
|-----------|---|------------------|----------|------------|--------|------|------------|------|----------|-----------|-------------|-----|
| | Part Detail | | | List Price | Length | | Maximum OD | | Hex Inch | Weight Lb | Package Qty | |
| | Part Number | Threads | Material | | Inch | mm | Inch | mm | | | Bag | Box |
| 3/4" | 6KF6 | 3/4" - 14 NPTF | steel | \$52.41 | 3.23 | 82.0 | 1.86 | 47.2 | 1-5/16" | 1.90 | - | 10 |
| 3/4" | 6KBF6 | 3/4" - 14 BSPP | steel | 65.51 | 3.23 | 82.0 | 1.86 | 47.2 | 1-5/16" | 1.90 | - | 10 |
| 3/4" | 6KOF6 | 1-1/16" - 12 ORB | steel | 65.51 | 3.23 | 82.0 | 1.86 | 47.2 | 1-5/16" | 1.90 | - | 10 |
| 1" | 8KF8 | 1" - 11 1/2 NPTF | steel | 76.43 | 3.88 | 98.6 | 2.10 | 53.3 | 1-5/8" | 2.14 | - | 10 |
| 1" | 8KBF8 | 1" - 11 BSPP | steel | 96.08 | 3.88 | 98.6 | 2.10 | 53.3 | 1-5/8" | 2.14 | - | 10 |
| 1" | 8KOF8 | 1-5/16" - 12 ORB | steel | 96.08 | 3.88 | 98.6 | 2.10 | 53.3 | 1-5/8" | 2.14 | - | 10 |





| Body Size | K-Series ISO-A Interchange Coupler (Female Threads) | | | | | | | | | | | |
|-----------|---|---------------------|----------|------------|--------|-------|------------|-------|----------|-----------|-------------|-----|
| | Part Detail | | | List Price | Length | | Maximum OD | | Hex Inch | Weight Lb | Package Qty | |
| | Part Number | Threads | Material | | Inch | mm | Inch | mm | | | Bag | Box |
| 1-1/4" | 10KF10 | 1-1/4" - 11 1/2 NPT | steel | \$202.25 | 4.61 | 117.0 | 2.76 | 70.0 | 2" | 2.93 | - | 10 |
| 1-1/4" | 10KBF10 | 1-1/4" - 11 BSPP | steel | 224.72 | 4.61 | 117.0 | 2.76 | 70.0 | 2" | 2.93 | - | 10 |
| 1-1/2" | 12KF12 | 1-1/2" - 11 1/2 NPT | steel | 337.08 | 5.24 | 133.0 | 3.33 | 84.5 | 2-3/8" | 4.78 | - | 1 |
| 1-1/2" | 12KBF12 | 1-1/2" - 11 BSPP | steel | 370.79 | 5.24 | 133.0 | 3.33 | 84.5 | 2-3/8" | 4.78 | - | 1 |
| 2" | 16KF16 | 2" - 11 1/2 NPT | steel | 668.54 | 6.50 | 165.0 | 3.94 | 100.0 | 3" | 8.49 | - | 1 |
| 2" | 16KBF16 | 2" - 11 BSPP | steel | 707.87 | 6.50 | 165.0 | 3.94 | 100.0 | 3" | 8.49 | - | 1 |


K Profiles



K-Series Hydraulic Couplings



| Body Size | K-Series ISO-A Interchange Nipple (Female Threads) | | | | | | | | | | | |
|-----------|--|----------------|----------|----------------|--------|------|------------|------|----------|-----------|-------------|-----|
| | Part Detail | | | List Price | Length | | Maximum OD | | Hex Inch | Weight Lb | Package Qty | |
| | Part Number | Threads | Material | | Inch | mm | Inch | mm | | | Bag | Box |
| 1/4" | K2F1 | 1/8" - 27 NPTF | steel | \$13.32 | 1.22 | 31.0 | 0.87 | 22.1 | 3/4" | 0.08 | 10 | 50 |
| 1/4" | K2F2 | 1/4" - 18 NPTF | steel | 9.01 | 1.22 | 31.0 | 0.87 | 22.1 | 3/4" | 0.07 | 10 | 50 |
| 1/4" | K2BF2 | 1/4" - 19 BSPP | steel | 13.32 | 1.22 | 31.0 | 0.87 | 22.1 | 3/4" | 0.07 | 10 | 50 |
| 1/4" | K2OF2 | 7/16" - 20 ORB | steel | 13.32 | 1.22 | 31.0 | 0.87 | 22.1 | 3/4" | 0.08 | 10 | 50 |
| 3/8" | K3F3 | 3/8" - 18 NPTF | steel | 11.74 | 1.70 | 43.2 | 0.97 | 24.6 | 7/8" | 0.11 | 10 | 50 |
| 3/8" | K3BF3 | 3/8" - 19 BSPP | steel | 17.47 | 1.70 | 43.2 | 0.97 | 24.6 | 7/8" | 0.11 | 10 | 50 |
| 3/8" | K3OF3 | 9/16" - 18 ORB | steel | 17.47 | 1.70 | 43.2 | 0.97 | 24.6 | 7/8" | 0.13 | 10 | 50 |
| 1/2" | K4F4 | 1/2" - 14 NPTF | steel | 12.56 | 1.77 | 45.0 | 1.23 | 31.2 | 1-1/16" | 0.21 | 5 | 25 |
| 1/2" | K4BF4 | 1/2" - 14 BSPP | steel | 18.01 | 1.77 | 45.0 | 1.23 | 31.2 | 1-1/16" | 0.21 | 5 | 25 |
| 1/2" | K4OF4 | 3/4" - 16 ORB | steel | 18.01 | 1.77 | 45.0 | 1.23 | 31.2 | 1-1/16" | 0.22 | 5 | 25 |
| 1/2" | K4OF5 | 7/8" - 14 ORB | steel | 19.65 | 1.77 | 45.0 | 1.23 | 31.2 | 1-1/16" | 0.21 | 5 | 25 |
| 1/2" | K4F6 | 3/4" - 14 NPTF | steel | 24.02 | 1.77 | 45.0 | 1.37 | 34.8 | 1-3/16" | 0.33 | 5 | 25 |
| 1/2" | K4BF6 | 3/4" - 14 BSPP | steel | 26.20 | 1.77 | 45.0 | 1.37 | 34.8 | 1-3/16" | 0.33 | 5 | 25 |



| Body Size | K-Series ISO-A Interchange Nipple (Female Threads) | | | | | | | | | | | |
|-----------|--|---------------------|----------|----------------|--------|-------|------------|------|----------|-----------|-------------|-----|
| | Part Detail | | | List Price | Length | | Maximum OD | | Hex Inch | Weight Lb | Package Qty | |
| | Part Number | Threads | Material | | Inch | mm | Inch | mm | | | Bag | Box |
| 3/4" | K6F6 | 3/4" - 14 NPTF | steel | \$26.75 | 2.43 | 61.7 | 1.44 | 36.6 | 1-5/16" | 0.49 | - | 10 |
| 3/4" | K6BF6 | 3/4" - 14 BSPP | steel | 34.39 | 2.43 | 61.7 | 1.44 | 36.6 | 1-5/16" | 0.49 | - | 10 |
| 3/4" | K6OF6 | 1-1/16" - 12 ORB | steel | 34.39 | 2.43 | 61.7 | 1.44 | 36.6 | 1-5/16" | 0.47 | - | 10 |
| 1" | K8F8 | 1" - 11 1/2 NPTF | steel | 41.49 | 2.87 | 72.9 | 1.79 | 45.5 | 1-5/8" | 0.75 | - | 10 |
| 1" | K8BF8 | 1" - 11 BSPP | steel | 48.04 | 2.87 | 72.9 | 1.79 | 45.5 | 1-5/8" | 0.75 | - | 10 |
| 1" | K8OF8 | 1-5/16" - 12 ORB | steel | 48.04 | 2.87 | 72.9 | 1.79 | 45.5 | 1-5/8" | 0.72 | - | 10 |
| 1-1/4" | K10F10 | 1-1/4" - 11 1/2 NPT | steel | 115.73 | 2.95 | 75.0 | 2.31 | 58.7 | 2" | 1.26 | - | 10 |
| 1-1/4" | K10BF10 | 1-1/4" - 11 BSPP | steel | 134.83 | 2.95 | 75.0 | 2.31 | 58.7 | 2" | 1.26 | - | 10 |
| 1-1/2" | K12F12 | 1-1/2" - 11 1/2 NPT | steel | 174.16 | 3.29 | 83.5 | 2.74 | 69.6 | 2-3/8" | 2.05 | - | 1 |
| 1-1/2" | K12BF12 | 1-1/2" - 11 BSPP | steel | 207.87 | 3.29 | 83.5 | 2.74 | 69.6 | 2-3/8" | 2.05 | - | 1 |
| 2" | K16F16 | 2" - 11 1/2 NPT | steel | 325.84 | 4.13 | 105.0 | 3.46 | 87.9 | 3" | 3.64 | - | 1 |
| 2" | K16BF16 | 2" - 11 BSPP | steel | 365.17 | 4.13 | 105.0 | 3.46 | 87.9 | 3" | 3.64 | - | 1 |

K-Series Hydraulic Couplings



| Body Size | K-Series ISO-A Interchange Dust Caps and Dust Plugs | | | | | |
|-----------|---|-----------------|----------|---------------|-------------|-----|
| | Part Detail | | | List Price | Package Qty | |
| | Coupler Dust Plug | Nipple Dust Cap | Material | | Bag | Box |
| 1/4" | 2KDP-K2DC | 2KDP-K2DC | Nitrile | \$2.98 | 10 | 50 |
| 3/8" | 3KDP-K3DC | 3KDP-K3DC | Nitrile | 3.31 | 10 | 50 |
| 1/2" | See Below | See Below | | | | |
| 3/4" | 6KDP-K6DC | 6KDP-K6DC | Nitrile | 4.99 | 5 | 25 |
| 1" | 8KDP-K8DC | 8KDP-K8DC | Nitrile | 6.30 | 5 | 25 |



| Body Size | K-Series ISO-A Interchange Color Coded Dust Plug | | | | | |
|-----------|--|--------|----------|---------------|-------------|-----|
| | Part Detail | | | List Price | Package Qty | |
| | Part Number | Color | Material | | Bag | Box |
| 1/2" | 4KDP | Black | Nitrile | \$2.98 | 10 | 50 |
| 1/2" | 4K-R-DP | Red | Nitrile | 2.98 | 10 | 50 |
| 1/2" | 4K-O-DP | Orange | Nitrile | 2.98 | 10 | 50 |
| 1/2" | 4K-Y-DP | Yellow | Nitrile | 2.98 | 10 | 50 |
| 1/2" | 4K-G-DP | Green | Nitrile | 2.98 | 10 | 50 |
| 1/2" | 4K-B-DP | Blue | Nitrile | 2.98 | 10 | 50 |



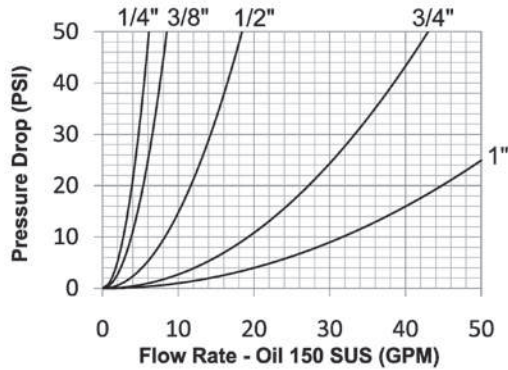
| Body Size | K-Series ISO-A Interchange Color Coded Dust Cap | | | | | |
|-----------|---|--------|----------|---------------|-------------|-----|
| | Part Detail | | | List Price | Package Qty | |
| | Part Number | Color | Material | | Bag | Box |
| 1/2" | K4DC | Black | Nitrile | \$2.98 | 10 | 50 |
| 1/2" | K4-R-DC | Red | Nitrile | 2.98 | 10 | 50 |
| 1/2" | K4-O-DC | Orange | Nitrile | 2.98 | 10 | 50 |
| 1/2" | K4-Y-DC | Yellow | Nitrile | 2.98 | 10 | 50 |
| 1/2" | K4-G-DC | Green | Nitrile | 2.98 | 10 | 50 |
| 1/2" | K4-B-DC | Blue | Nitrile | 2.98 | 10 | 50 |

| Body Size | K-Series ISO-A Coupler Seal Kits | | | | | | |
|-----------|----------------------------------|---------------|---------------|---------------|-------------------------------------|-------------|-----|
| | Part Detail | | | List Price | Seal Kit Contents | Package Qty | |
| | Part Number | Coupler Style | Seal Material | | | Bag | Box |
| 1/4" | 2K-SKIT | all | Nitrile | \$2.09 | O-Ring and PTFE Anti-Extrusion Ring | 25 | 200 |
| 3/8" | 3K-SKIT | all | Nitrile | 4.34 | O-Ring and PTFE Anti-Extrusion Ring | 25 | 200 |
| 1/2" | 4K-SKIT | all | Nitrile | 5.11 | O-Ring and PTFE Anti-Extrusion Ring | 25 | 200 |
| 3/4" | 6K-SKIT | all | Nitrile | 6.99 | O-Ring and PTFE Anti-Extrusion Ring | 25 | 200 |
| 1" | 8K-SKIT | all | Nitrile | 8.88 | O-Ring and PTFE Anti-Extrusion Ring | 25 | 200 |
| 1-1/4" | 10K-SKIT | all | Nitrile | 12.90 | O-Ring and PTFE Anti-Extrusion Ring | 10 | 50 |
| 1-1/2" | 12K-SKIT | all | Nitrile | 14.07 | O-Ring and PTFE Anti-Extrusion Ring | 10 | 50 |
| 2" | 16K-SKIT | all | Nitrile | 15.43 | O-Ring and PTFE Anti-Extrusion Ring | 10 | 50 |

AG-Series Hydraulic Couplings

Interchange Data:

- Pioneer Agricultural Interchange
- Parker/Pioneer 4000 Series, Faster NS/NV-Series
- Safeway Series-S20, Stucchi IR-Series, Snap-Tite 60-Series



Materials:

- Machined components are manufactured using solid steel bar stock.
- Stainless steel balls, retaining rings, and springs maximize corrosion resistance and extend service life.
- Steel componentry is plated using ROHS Compliant Trivalent Chrome.
- Steel coupler sleeves are hardened to resist deformation and maximize service life.
- Steel nipples are hardened to provide heavy duty performance and resist brinelling.

Seal Components:

- Nitrile (Buna-N) seals are standard, providing a temperature range of -40°F to +250°F (-40°C to +121°C).
- Couplers have a PTFE Anti-Extrusion ring.
- Poppet valve seals are crimped in place to maintain integrity during excessive flow conditions and pressurized connection.
- Piloted ball valve has a seal that is crimped to prevent low-pressure leakage.

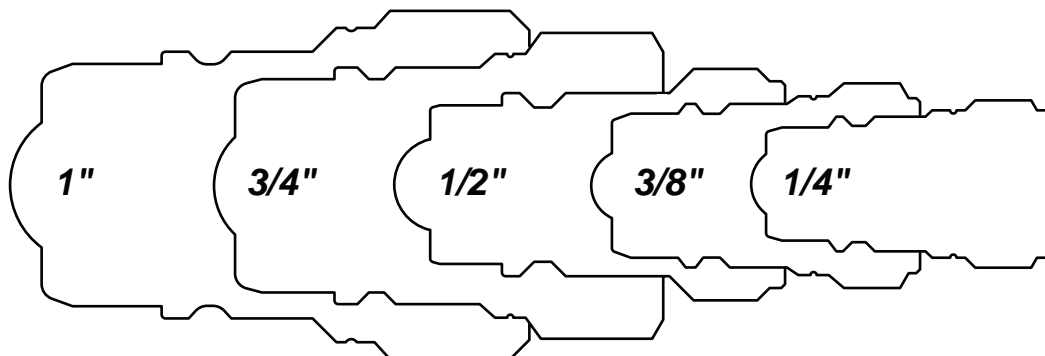
Rated Pressure Chart:

| Body Size | AG-Series Agricultural Interchange (Connected) | | | | | | | |
|-----------|--|-----|--------|-------|---------------------------|-----|--------|-------|
| | Ball Steel Coupler/Plug | | | | Poppet Steel Coupler/Plug | | | |
| | Maximum Working | | Burst | | Maximum Working | | Burst | |
| | PSI | Bar | PSI | Bar | PSI | Bar | PSI | Bar |
| 1/4" | 4,000 | 275 | 24,400 | 1,700 | 4,000 | 275 | 21,000 | 1,500 |
| 3/8" | 4,000 | 275 | 25,000 | 1,700 | 4,000 | 275 | 23,100 | 1,600 |
| 1/2" | 4,000 | 275 | 16,500 | 1,100 | 4,000 | 275 | 16,500 | 1,100 |
| 3/4" | 3,000 | 200 | 15,800 | 1,050 | 3,000 | 200 | 10,300 | 700 |
| 1" | 3,000 | 200 | 13,500 | 900 | 3,000 | 200 | 13,000 | 900 |

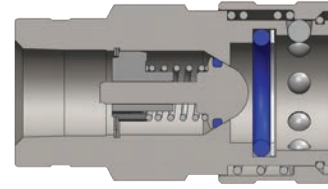

Technical Specifications:

| Body Size | Interchange Standards | | | | Functional Parameters | | | | |
|-----------|-----------------------|-----------------|-------------------------|---------------------|-----------------------|---------------|------------|----------------|----------------------------------|
| | U.S. Military | U.S. Government | International Standards | ANSI/NFPA Standards | Locking Ball Quantity | Air Inclusion | Fluid Loss | Vacuum Inch HG | Flow $\Delta P = 22 \text{ PSI}$ |
| 1/4" | - | - | - | - | 8 | 1.1cc | 0.9cc | 26.5 | 4 GPM |
| 3/8" | - | - | - | - | 9 | 2.6cc | 1.8cc | 26.5 | 6 GPM |
| 1/2" | - | - | ISO7241 'A' | - | 9 | 3.8cc | 2.9cc | 26.5 | 12 GPM |
| 3/4" | - | - | ISO5675 | - | 12 | 10.8cc | 9.7cc | 26.5 | 28 GPM |
| 1" | - | - | - | - | 12 | 15.9cc | 15.3cc | 26.5 | 48 GPM |

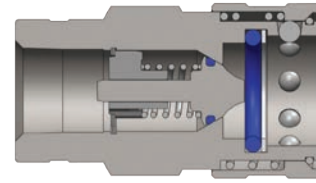

AG Series Profiles



AG-Series Hydraulic Couplings





| Body Size | AG-Series Agricultural Interchange Ball Valve Coupler (Female Threads) | | | | | | | | | | | |
|-----------|--|------------------|----------|----------------|--------|------|------------|------|----------|-----------|-------------|-----|
| | Part Detail | | | List Price | Length | | Maximum OD | | Hex Inch | Weight Lb | Package Qty | |
| | Part Number | Threads | Material | | Inch | mm | Inch | mm | | | Bag | Box |
| 1/4" | 2AGF2 | 1/4" - 18 NPTF | steel | \$23.03 | 2.11 | 53.5 | 1.06 | 27.0 | 7/8" | 0.24 | 10 | 50 |
| 3/8" | 3AGF3 | 3/8" - 18 NPTF | steel | 24.16 | 2.40 | 61.0 | 1.34 | 34.0 | 1-1/16" | 0.51 | 10 | 50 |
| 1/2" | 4AGF4 | 1/2" - 14 NPTF | steel | 27.53 | 2.62 | 66.5 | 1.49 | 37.8 | 1-1/4" | 0.58 | 5 | 25 |
| 1/2" | 4AGBF4 | 1/2" - 14 BSPP | steel | 32.02 | 2.62 | 66.5 | 1.49 | 37.8 | 1-1/4" | 0.58 | 5 | 25 |
| 1/2" | 4AGOF4 | 3/4" - 16 ORB | steel | 32.02 | 2.62 | 66.5 | 1.49 | 37.8 | 1-1/4" | 0.64 | 5 | 25 |
| 1/2" | 4AGOF5 | 7/8" - 14 ORB | steel | 33.71 | 2.62 | 66.5 | 1.49 | 37.8 | 1-1/4" | 0.59 | 5 | 25 |
| 1/2" | 4AGF6 | 3/4" - 14 NPTF | steel | 45.51 | 2.62 | 66.5 | 1.49 | 37.8 | 1-1/4" | 0.71 | 5 | 25 |
| 1/2" | 4AGBF6 | 3/4" - 14 BSPP | steel | 50.00 | 2.62 | 66.5 | 1.49 | 37.8 | 1-1/4" | 0.71 | 5 | 25 |
| 3/4" | 6AGF6 | 3/4" - 14 NPTF | steel | 61.80 | 3.35 | 85.0 | 1.89 | 48.0 | 1-1/2" | 1.00 | - | 10 |
| 1" | 8AGF8 | 1" - 11 1/2 NPTF | steel | 83.15 | 3.80 | 96.5 | 2.17 | 55.0 | 1-13/16" | 1.89 | - | 10 |


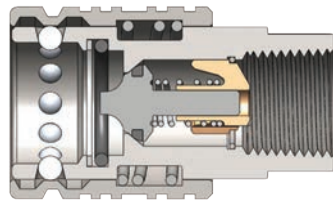


| Body Size | AG-Series Agricultural Interchange Poppet Valve Coupler (Female Threads) | | | | | | | | | | | |
|-----------|--|------------------|----------|----------------|--------|------|------------|------|----------|-----------|-------------|-----|
| | Part Detail | | | List Price | Length | | Maximum OD | | Hex Inch | Weight Lb | Package Qty | |
| | Part Number | Threads | Material | | Inch | mm | Inch | mm | | | Bag | Box |
| 1/4" | 2AGF2-PV | 1/4" - 18 NPTF | steel | \$23.03 | 2.11 | 53.5 | 1.06 | 27.0 | 7/8" | 0.24 | 10 | 50 |
| 3/8" | 3AGF3-PV | 3/8" - 18 NPTF | steel | 24.16 | 2.40 | 61.0 | 1.34 | 34.0 | 1-1/16" | 0.51 | 10 | 50 |
| 1/2" | 4AGF4-PV | 1/2" - 14 NPTF | steel | 25.97 | 2.62 | 66.5 | 1.49 | 37.8 | 1-1/4" | 0.58 | 5 | 25 |
| 1/2" | 4AGBF4-PV | 1/2" - 14 BSPP | steel | 30.21 | 2.62 | 66.5 | 1.49 | 37.8 | 1-1/4" | 0.58 | 5 | 25 |
| 1/2" | 4AGOF4-PV | 3/4" - 16 ORB | steel | 30.21 | 2.62 | 66.5 | 1.49 | 37.8 | 1-1/4" | 0.64 | 5 | 25 |
| 1/2" | 4AGOF5-PV | 7/8" - 14 ORB | steel | 31.80 | 2.62 | 66.5 | 1.49 | 37.8 | 1-1/4" | 0.59 | 5 | 25 |
| 1/2" | 4AGF6-PV | 3/4" - 14 NPTF | steel | 42.93 | 2.62 | 66.5 | 1.49 | 37.8 | 1-1/4" | 0.71 | 5 | 25 |
| 1/2" | 4AGBF6-PV | 3/4" - 14 BSPP | steel | 47.17 | 2.62 | 66.5 | 1.49 | 37.8 | 1-1/4" | 0.71 | 5 | 25 |
| 3/4" | 6AGF6-PV | 3/4" - 14 NPTF | steel | 61.80 | 3.35 | 85.0 | 1.89 | 48.0 | 1-1/2" | 1.00 | - | 10 |
| 1" | 8AGF8-PV | 1" - 11 1/2 NPTF | steel | 83.15 | 3.80 | 96.5 | 2.17 | 55.0 | 1-13/16" | 1.89 | - | 10 |


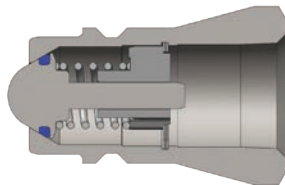
AG-Series Hydraulic Couplings



| Body Size | AG-Series Agricultural Push-Pull Ball Valve Coupler (Female Threads) | | | | | | | | | | | |
|-----------|--|----------------|----------|----------------|--------|------|------------|------|----------|-----------|-------------|-----|
| | Part Detail | | | List Price | Length | | Maximum OD | | Hex Inch | Weight Lb | Package Qty | |
| | Part Number | Threads | Material | | Inch | mm | Inch | mm | | | Bag | Box |
| 1/2" | 4AGF4-PS | 1/2" - 14 NPTF | steel | \$39.33 | 2.50 | 63.5 | 1.49 | 37.8 | 1-1/16" | 0.75 | 5 | 25 |
| 1/2" | 4AGOF4-PS | 3/4" - 16 ORB | steel | 40.67 | 2.98 | 75.8 | 1.489 | 37.8 | 1-1/16" | 0.83 | 5 | 25 |
| 1/2" | 4AGOF5-PS | 7/8" - 14 ORB | steel | 42.08 | 2.98 | 75.8 | 1.489 | 37.8 | 1-1/16" | 0.75 | 5 | 25 |
| 1/2" | 4AGF6-PS | 3/4" - 14 NPTF | steel | 42.09 | 3.06 | 77.8 | 1.489 | 37.8 | 1-3/16" | 0.75 | 5 | 25 |




| Body Size | AG-Series Agricultural Push-Pull Poppet Valve Coupler (Female Threads) | | | | | | | | | | | |
|-----------|--|----------------|----------|----------------|--------|------|------------|------|----------|-----------|-------------|-----|
| | Part Detail | | | List Price | Length | | Maximum OD | | Hex Inch | Weight Lb | Package Qty | |
| | Part Number | Threads | Material | | Inch | mm | Inch | mm | | | Bag | Box |
| 1/2" | 4AGF4-PV-PS | 1/2" - 14 NPTF | steel | \$39.33 | 2.50 | 63.5 | 1.49 | 37.8 | 1-1/16" | 0.75 | 5 | 25 |
| 1/2" | 4AGOF4-PV-PS | 3/4" - 16 ORB | steel | 40.67 | 2.98 | 75.8 | 1.49 | 37.8 | 1-1/16" | 0.83 | 5 | 25 |
| 1/2" | 4AGOF5-PV-PS | 7/8" - 14 ORB | steel | 42.09 | 2.98 | 75.8 | 1.49 | 37.8 | 1-1/16" | 0.75 | 5 | 25 |
| 1/2" | 4AGF6-PV-PS | 3/4" - 14 NPTF | steel | 40.45 | 3.06 | 77.8 | 1.49 | 37.8 | 1-3/16" | 0.75 | 5 | 25 |



| Body Size | AG-Series Agricultural Interchange Ball Valve Nipple (Female Threads) | | | | | | | | | | | |
|-----------|---|------------------|----------|---------------|--------|------|------------|------|----------|-----------|-------------|-----|
| | Part Detail | | | List Price | Length | | Maximum OD | | Hex Inch | Weight Lb | Package Qty | |
| | Part Number | Threads | Material | | Inch | mm | Inch | mm | | | Bag | Box |
| 1/4" | AG2F2 | 1/4" - 18 NPTF | steel | \$9.27 | 1.42 | 36.0 | 0.86 | 21.8 | 3/4" | 0.08 | 10 | 50 |
| 3/8" | AG3F3 | 3/8" - 18 NPTF | steel | 11.24 | 1.59 | 40.5 | 1.08 | 27.4 | 15/16" | 0.16 | 10 | 50 |
| 1/2" | AG4F4 | 1/2" - 14 NPTF | steel | 11.80 | 1.77 | 45.0 | 1.23 | 31.2 | 1-1/16" | 0.20 | 5 | 25 |
| 1/2" | AG4BF4 | 1/2" - 14 BSPP | steel | 15.73 | 1.77 | 45.0 | 1.23 | 31.2 | 1-1/16" | 0.20 | 5 | 25 |
| 1/2" | AG4OF4 | 3/4" - 16 ORB | steel | 15.73 | 1.77 | 45.0 | 1.23 | 31.2 | 1-1/16" | 0.25 | 5 | 25 |
| 1/2" | AG4OF5 | 7/8" - 14 ORB | steel | 16.85 | 1.77 | 45.0 | 1.23 | 31.2 | 1-1/16" | 0.25 | 5 | 25 |
| 1/2" | AG4F6 | 3/4" - 14 NPTF | steel | 17.98 | 1.77 | 45.0 | 1.37 | 34.8 | 1-3/16" | 0.25 | 5 | 25 |
| 1/2" | AG4BF6 | 3/4" - 14 BSPP | steel | 22.47 | 1.77 | 45.0 | 1.37 | 34.8 | 1-3/16" | 0.25 | 5 | 25 |
| 3/4" | AG6F6 | 3/4" - 14 NPTF | steel | 30.34 | 2.20 | 56.0 | 1.58 | 40.1 | 1-3/8" | 0.50 | - | 10 |
| 1" | AG8F8 | 1" - 11 1/2 NPTF | steel | 44.94 | 2.48 | 63.0 | 1.87 | 47.5 | 1-5/8" | 0.62 | - | 10 |

AG-Series Hydraulic Couplings



| Body Size | AG-Series Agricultural Interchange Poppet Valve Nipple (Female Threads) | | | | | | | | | | | |
|-----------|---|------------------|----------|---------------|--------|------|------------|------|----------|-----------|-------------|-----|
| | Part Detail | | | List Price | Length | | Maximum OD | | Hex Inch | Weight Lb | Package Qty | |
| | Part Number | Threads | Material | | Inch | mm | Inch | mm | | | Bag | Box |
| 1/4" | AG2F2-PV | 1/4" - 18 NPTF | steel | \$9.27 | 1.42 | 36.0 | 0.86 | 21.8 | 3/4" | 0.08 | 10 | 50 |
| 3/8" | AG3F3-PV | 3/8" - 18 NPTF | steel | 11.24 | 1.59 | 40.5 | 1.08 | 27.4 | 15/16" | 0.16 | 10 | 50 |
| 1/2" | AG4F4-PV | 1/2" - 14 NPTF | steel | 11.80 | 1.77 | 45.0 | 1.23 | 31.2 | 1-1/16" | 0.20 | 5 | 25 |
| 1/2" | AG4BF4-PV | 1/2"-14 BSPP | steel | 15.73 | 1.77 | 45.0 | 1.23 | 31.2 | 1-1/16" | 0.20 | 5 | 25 |
| 1/2" | AG4OF4-PV | 3/4" - 16 ORB | steel | 15.73 | 1.77 | 45.0 | 1.23 | 31.2 | 1-1/16" | 0.25 | 5 | 25 |
| 1/2" | AG4OF5-PV | 7/8" - 14 ORB | steel | 16.85 | 1.77 | 45.0 | 1.23 | 31.2 | 1-1/16" | 0.25 | 5 | 25 |
| 1/2" | AG4F6-PV | 3/4" - 14 NPTF | steel | 17.98 | 1.77 | 45.0 | 1.37 | 34.8 | 1-3/16" | 0.25 | 5 | 25 |
| 1/2" | AG4BF6-PV | 3/4" - 14 BSPP | steel | 22.47 | 1.77 | 45.0 | 1.37 | 34.8 | 1-3/16" | 0.25 | 5 | 25 |
| 3/4" | AG6F6-PV | 3/4" - 14 NPTF | steel | 30.34 | 2.20 | 56.0 | 1.58 | 40.1 | 1-3/8" | 0.50 | - | 10 |
| 1" | AG8F8-PV | 1" - 11 1/2 NPTF | steel | 44.94 | 2.48 | 63.0 | 1.87 | 47.5 | 1-5/8" | 0.62 | - | 10 |



| Body Size | AG-Series Agricultural Interchange Coupler Dust Plug | | | | | | |
|-----------|--|-----------|-----------|---------------|-----------|-------------|-----|
| | Part Detail | | | List Price | Weight Lb | Package Qty | |
| | Part Number | Lanyard | Body | | | Bag | Box |
| 1/4" | 2AGDP | Elastomer | Elastomer | \$4.10 | 0.02 | 10 | 50 |
| 3/8" | 3AGDP | Elastomer | Elastomer | 5.90 | 0.04 | 10 | 50 |
| 1/2" | For 1/2" Please refer to the color coded K-Series Dust Plugs on pg. 78 | | | | | | |
| 3/4" | 6AGDP | Elastomer | Elastomer | 8.90 | 0.07 | 5 | 25 |
| 1" | 8AGDP | Elastomer | Elastomer | 10.25 | 0.10 | 5 | 25 |



| Body Size | AG-Series Agricultural Interchange Nipple Dust Cap | | | | | | |
|-----------|---|-----------|-----------|---------------|-----------|-------------|-----|
| | Part Detail | | | List Price | Weight Lb | Package Qty | |
| | Part Number | Lanyard | Body | | | Bag | Box |
| 1/4" | AG2DC | Elastomer | Elastomer | \$4.30 | 0.02 | 10 | 50 |
| 3/8" | AG3DC | Elastomer | Elastomer | 4.95 | 0.04 | 10 | 50 |
| 1/2" | For 1/2" Please refer to the color coded K-Series Dust Caps on pg. 78 | | | | | | |
| 3/4" | AG6DC | Elastomer | Elastomer | 12.40 | 0.07 | 5 | 25 |
| 1" | AG8DC | Elastomer | Elastomer | 14.20 | 0.10 | 5 | 25 |

V-Series Hydraulic Couplings

Interchange Data:

- Interchangeable to MIL-C-51234
- Snap-Tite H/IH and Faster TNV/TNL

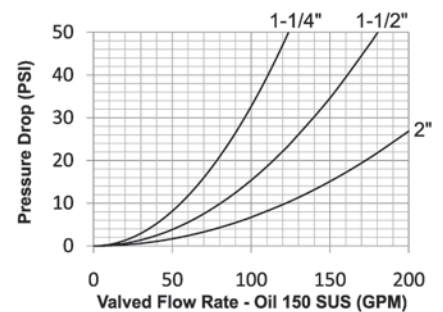
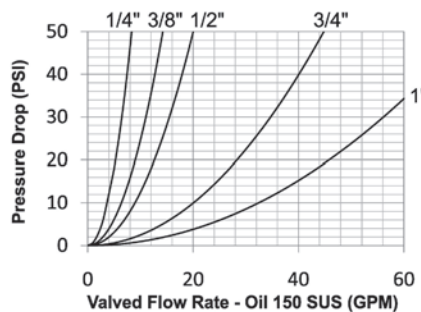
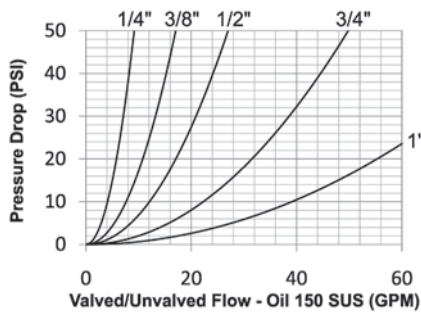
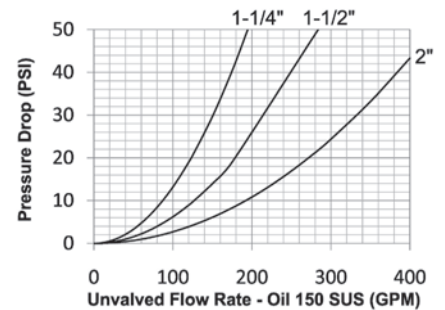
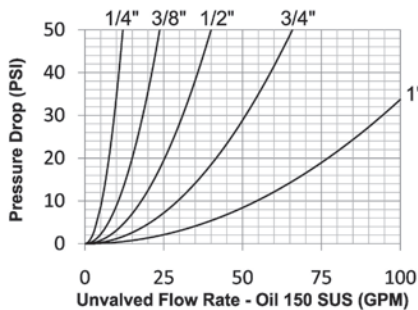
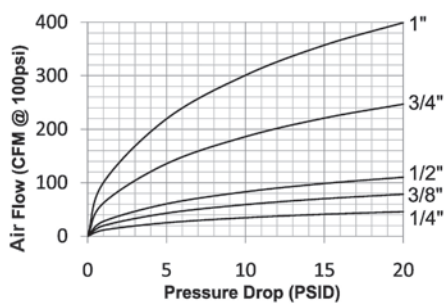
Materials:

- Machined components are manufactured using solid steel, brass, or 316 stainless steel bar stock.
- Stainless steel balls, retaining rings, and springs maximize corrosion resistance and extend service life.
- Steel componentry is plated using ROHS Compliant Trivalent Chrome.
- Steel coupler sleeves are hardened to resist deformation and maximize service life.
- Steel nipples are machined from high-strength steel and induction hardened.
- Tubular 'TV' valves are constructed from steel bar stock and are designed for optimum performance in pneumatic applications.

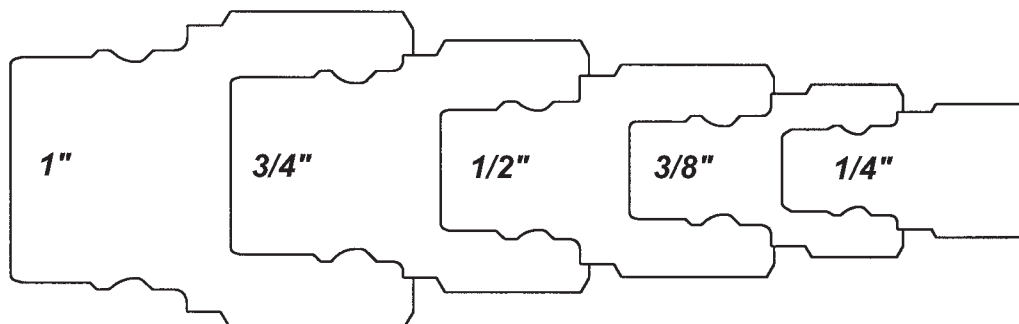
Seal Components:

- Nitrile (Buna-N) seals are standard, providing a temperature range of -40°F to +250°F (-40°C to +121°C).
- All couplers incorporate a PTFE anti-extrusion ring to protect the seal components from dynamic impulse damage.
- 1/4" to 1" valve seals are crimped in place to maintain integrity during excessive flow conditions and pressurized connection.
- 1 1/4" to 2" valve O-rings are retained by a unique seal-groove profile and are field replaceable.

Note: Air flow data is presented using a coupler with a 'TV' valve and unvalved nipple. This configuration provides the optimal performance for pneumatic applications.



V Series Profiles



V-Series Hydraulic Couplings

Rated Pressure Chart:

| Body Size | V-Series Snap-Tite H/H Interchange (Valved Connected) | | | | | | | | | | | |
|-----------|---|-----|--------|-----|--------------------|-----|-------|-----|----------------------------|-----|--------|-----|
| | Steel Coupler/Plug | | | | Brass Coupler/Plug | | | | 316 Stainless Coupler/Plug | | | |
| | Maximum Working | | Burst | | Maximum Working | | Burst | | Maximum Working | | Burst | |
| | PSI | Bar | PSI | Bar | PSI | Bar | PSI | Bar | PSI | Bar | PSI | Bar |
| 1/4" | 6,500 | 450 | 12,700 | 876 | 2,250 | 150 | 5,000 | 345 | 5,000 | 345 | 10,000 | 700 |
| 3/8" | 4,500 | 310 | 10,500 | 700 | 2,250 | 150 | 5,300 | 350 | 4,000 | 275 | 8,000 | 550 |
| 1/2" | 4,000 | 275 | 9,600 | 650 | 2,000 | 130 | 5,700 | 390 | 3,750 | 260 | 7,500 | 500 |
| 3/4" | 3,500 | 240 | 9,100 | 600 | 2,000 | 130 | 5,300 | 350 | 2,000 | 130 | 7,500 | 500 |
| 1" | 2,000 | 130 | 9,500 | 650 | 1,750 | 120 | 5,000 | 345 | 2,000 | 130 | 5,000 | 345 |
| 1-1/4" | 1,750 | 120 | 5,000 | 345 | 350 | 24 | 1,000 | 70 | 1,500 | 100 | 3,000 | 200 |
| 1-1/2" | 1,500 | 100 | 5,000 | 345 | 350 | 24 | 1,200 | 80 | 1,500 | 100 | 3,000 | 200 |
| 2" | 1,500 | 100 | 4,000 | 275 | 400 | 28 | 1,000 | 70 | 500 | 34 | 1,000 | 70 |

| Body Size | V-Series Snap-Tite H/H Interchange (Unvalved Connected) | | | | | | | | | | | |
|-----------|---|-----|--------|-------|--------------------|-----|--------|-------|---------------------|-----|--------|-------|
| | Steel Coupler/Plug | | | | Brass Coupler/Plug | | | | 316 SS Coupler/Plug | | | |
| | Maximum Working | | Burst | | Maximum Working | | Burst | | Maximum Working | | Burst | |
| | PSI | Bar | PSI | Bar | PSI | Bar | PSI | Bar | PSI | Bar | PSI | Bar |
| 1/4" | 11,000 | 760 | 29,500 | 2,000 | 4,000 | 275 | 14,200 | 980 | 10,000 | 670 | 29,200 | 2,000 |
| 3/8" | 11,000 | 760 | 29,900 | 2,000 | 4,000 | 275 | 14,500 | 1,000 | 8,000 | 550 | 27,900 | 1,900 |
| 1/2" | 11,000 | 760 | 29,300 | 2,000 | 4,000 | 275 | 14,500 | 1,000 | 8,000 | 550 | 24,600 | 1,700 |
| 3/4" | 9,000 | 620 | 19,300 | 1,300 | 3,500 | 250 | 11,100 | 750 | 7,000 | 480 | 22,600 | 1,500 |
| 1" | 6,000 | 400 | 15,900 | 1,100 | 3,000 | 200 | 8,200 | 560 | 4,000 | 275 | 15,500 | 1,000 |
| 1-1/4" | 5,000 | 345 | 10,000 | 700 | 1,000 | 70 | 4,000 | 275 | 3,000 | 200 | 10,000 | 700 |
| 1-1/2" | 5,000 | 345 | 10,000 | 700 | 1,000 | 70 | 4,000 | 275 | 3,000 | 200 | 10,000 | 700 |
| 2" | 4,000 | 275 | 8,000 | 550 | 750 | 50 | 2,800 | 190 | 1,000 | 70 | 6,000 | 400 |

Technical Specifications:

| Body Size | Interchange Standards | | | Functional Parameters | | | | |
|-----------|-----------------------|-------------------------|---------------------|-----------------------|---------------|------------|----------------|--------------------------|
| | U.S. Military | International Standards | ANSI/NFPA Standards | Locking Ball Quantity | Air Inclusion | Fluid Loss | Vacuum Inch HG | Flow $\Delta P = 22$ PSI |
| 1/4" | MIL-C-51234 | - | - | 6 | 2.0cc | 0.2cc | 26.7 | 5.5 GPM |
| 3/8" | MIL-C-51234 | - | - | 6 | 3.5cc | 3.2cc | 26.7 | 9.5 GPM |
| 1/2" | MIL-C-51234 | - | - | 9 | 4.0cc | 4.0cc | 26.7 | 13 GPM |
| 3/4" | MIL-C-51234 | - | - | 9 | 14.0cc | 14.0cc | 26.7 | 30 GPM |
| 1" | MIL-C-51234 | - | - | 12 | 21.0cc | 20.0cc | 26.7 | 48 GPM |
| 1-1/4" | MIL-C-51234 | - | - | 12 | 45.0cc | 45.0cc | N/R | 82 GPM |
| 1-1/2" | MIL-C-51234 | - | - | 12 | 80.0cc | 80.0cc | N/R | 120 GPM |
| 2" | MIL-C-51234 | - | - | 12 | 150.0cc | 150.0cc | N/R | 185 GPM |

Note: Minimum burst pressure ratings were established under laboratory conditions using a Static Burst Unit (SBU). For high impulse applications and to meet Det Norske Veritas (DNV) compliance, the operating pressure must be divided by two (2) to ensure a 4:1 safety factor during system operation.

V-Series Hydraulic Couplings

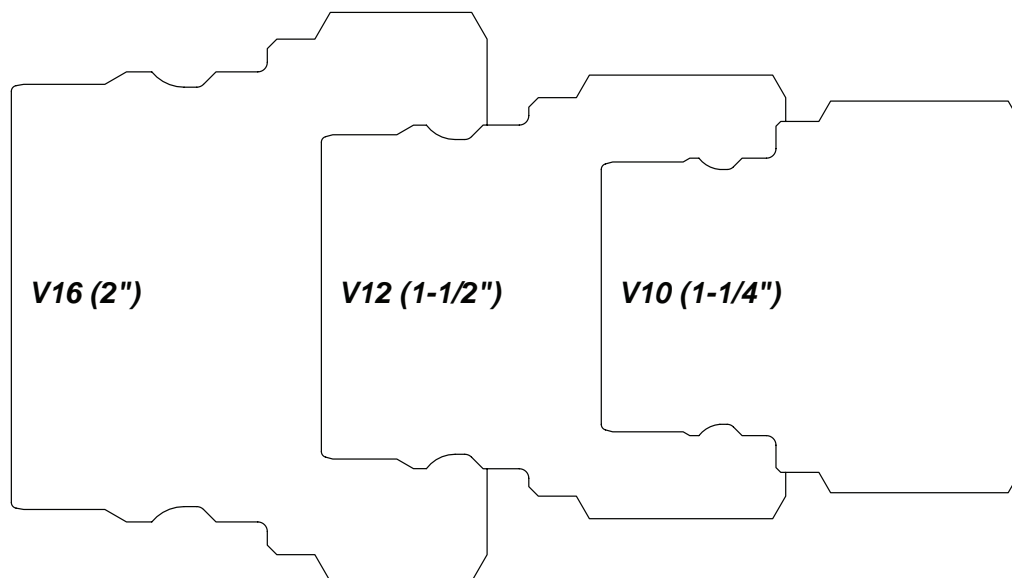
List Price Seal Option Adders:

| Body Size | Standard Seal Options | | | | | | | | | | | | Kalrez® Seal Options | | | | | | | |
|-----------|-----------------------|--------|------|--------|----------|--------|------------|--------|-------------|--------|--------------|--------|----------------------|--------|------|--------|------|--------|------|--------|
| | Viton® | | EPDM | | Steam-EP | | FDA Viton® | | Mil-Nitrile | | Fuel Nitrile | | Silicone | | 4079 | | 6375 | | 7075 | |
| | Pre | Add \$ | Pre | Add \$ | Pre | Add \$ | Pre | Add \$ | Pre | Add \$ | Pre | Add \$ | Pre | Add \$ | Pre | Add \$ | Pre | Add \$ | Pre | Add \$ |
| 1/4" | F- | \$0.00 | P- | \$3.82 | PS- | \$3.82 | D- | \$3.82 | M- | \$3.74 | JF- | \$4.05 | S- | \$3.82 | K4- | POR | K6- | POR | K7- | POR |
| 3/8" | F- | .00 | P- | 5.29 | PS- | 5.29 | D- | 5.29 | M- | 5.17 | JF- | 5.56 | S- | 5.29 | K4- | POR | K6- | POR | K7- | POR |
| 1/2" | F- | .00 | P- | 5.74 | PS- | 5.74 | D- | 4.93 | M- | 4.48 | JF- | 4.93 | S- | 4.93 | K4- | POR | K6- | POR | K7- | POR |
| 3/4" | F- | .00 | P- | 6.29 | PS- | 6.29 | D- | 5.67 | M- | 5.52 | JF- | 5.67 | S- | 5.67 | K4- | POR | K6- | POR | K7- | POR |
| 1" | F- | .00 | P- | 6.76 | PS- | 6.76 | D- | 6.47 | M- | 6.34 | JF- | 6.47 | S- | 6.47 | K4- | POR | K6- | POR | K7- | POR |
| 1-1/4" | F- | .00 | P- | 11.03 | PS- | 11.03 | D- | 10.06 | M- | 9.84 | JF- | 10.06 | S- | 10.06 | K4- | POR | K6- | POR | K7- | POR |
| 1-1/2" | F- | .00 | P- | 11.03 | PS- | 11.03 | D- | 10.06 | M- | 9.84 | JF- | 10.06 | S- | 10.06 | K4- | POR | K6- | POR | K7- | POR |
| 2" | F- | .00 | P- | 12.91 | PS- | 12.91 | D- | 11.46 | M- | 10.15 | JF- | 11.46 | S- | 11.46 | K4- | POR | K6- | POR | K7- | POR |



List Price Option Adders:

| Body Size | Valve Options | | | | | | | | | Sleeve Options | | | | | | Treatments | | | |
|-----------|---------------|--------|---------|--------|-------|--------|-------|--------|--------|----------------|-------------|--------|---------|--------|------------|------------|-----------|---------|-----|
| | Unvalved | | Tubular | | Steel | | Brass | | 316 SS | | Sleeve-Lock | | Flanged | | Sil-Flange | | Oxy-Clean | | |
| | Suf | Add \$ | Suf | Add \$ | Suf | Add \$ | Suf | Add \$ | Suf | Add \$ | Suf | Add \$ | Suf | Add \$ | Suf | Add \$ | Suf | Add \$ | Suf |
| 1/4" | -E | - | -TV | \$2.40 | -ZV | \$0.00 | -BV | \$0.00 | SSV | \$2.60 | -LS | \$4.20 | -FS | N/A | FSB | N/A | -C1 | \$12.00 | |
| 3/8" | -E | - | -TV | 2.40 | -ZV | .00 | -BV | .00 | SSV | 2.70 | -LS | 4.90 | -FS | N/A | FSB | N/A | -C1 | 12.00 | |
| 1/2" | -E | - | -TV | 2.40 | -ZV | .00 | -BV | .00 | SSV | 4.80 | -LS | 5.50 | -FS | N/A | FSB | N/A | -C1 | 14.00 | |
| 3/4" | -E | - | -TV | 2.40 | -ZV | .00 | -BV | .00 | SSV | 6.00 | -LS | 6.60 | -FS | N/A | FSB | N/A | -C1 | 14.00 | |
| 1" | -E | - | -TV | 2.40 | -ZV | .00 | -BV | .00 | SSV | 8.80 | -LS | 10.00 | -FS | N/A | FSB | N/A | -C1 | 16.00 | |
| 1-1/4" | -E | - | -TV | N/A | -ZV | .00 | -BV | .00 | SSV | 32.55 | -LS | 19.00 | -FS | N/A | FSB | N/A | -C1 | 20.00 | |
| 1-1/2" | -E | - | -TV | N/A | -ZV | .00 | -BV | .00 | SSV | 38.20 | -LS | 26.50 | -FS | N/A | FSB | N/A | -C1 | 20.00 | |
| 2" | -E | - | -TV | N/A | -ZV | .00 | -BV | .00 | SSV | 46.90 | -LS | 26.50 | -FS | N/A | FSB | N/A | -C1 | 20.00 | |

Large V Series Profiles


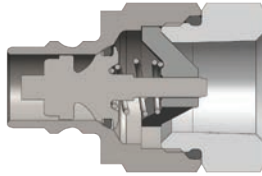


V-Series Hydraulic Couplings



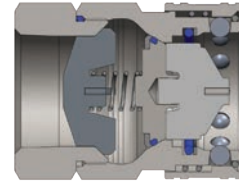
| Body Size | V-Series Snap-Tite H/H Interchange Valved Coupler (Female Threads) | | | | | | | | | | | |
|-----------|--|------------------|---------------|----------------|--------|------|------------|------|----------|-----------|-------------|-----|
| | Part Detail | | | List Price | Length | | Maximum OD | | Hex Inch | Weight Lb | Package Qty | |
| | Part Number | Threads | Material | | Inch | mm | Inch | mm | | | Bag | Box |
| 1/4" | 2VF1 | 1/8" - 27 NPTF | steel | \$24.12 | 1.68 | 42.7 | 0.99 | 25.1 | 7/8" | 0.22 | 5 | 50 |
| 1/4" | 2VF2 | 1/4" - 18 NPTF | steel | 22.99 | 1.68 | 42.7 | 0.99 | 25.1 | 7/8" | 0.20 | 5 | 50 |
| 1/4" | 2VF2-B | 1/4" - 18 NPTF | brass | 28.79 | 1.68 | 42.7 | 0.99 | 25.1 | 7/8" | 0.20 | 5 | 50 |
| 1/4" | 2VF2-SS | 1/4" - 18 NPTF | 316 stainless | 96.46 | 1.68 | 42.7 | 0.99 | 25.1 | 7/8" | 0.20 | 5 | 50 |
| 1/4" | 2VBF2 | 1/4" - 19 BSPP | steel | 22.99 | 1.81 | 46.0 | 0.99 | 25.1 | 7/8" | 0.20 | 5 | 50 |
| 1/4" | 2VBF2-B | 1/4" - 19 BSPP | brass | 28.80 | 1.81 | 46.0 | 0.99 | 25.1 | 7/8" | 0.20 | 5 | 50 |
| 1/4" | 2VBF2-SS | 1/4" - 19 BSPP | 316 stainless | 96.46 | 1.81 | 46.0 | 0.99 | 25.1 | 7/8" | 0.20 | 5 | 50 |
| 1/4" | 2VOF2 | 7/16" - 20 ORB | steel | 23.95 | 1.81 | 46.0 | 0.99 | 25.1 | 7/8" | 0.23 | 5 | 50 |
| 3/8" | 3VF3 | 3/8" - 18 NPTF | steel | 31.36 | 1.94 | 49.3 | 1.18 | 30.0 | 1" | 0.37 | 5 | 50 |
| 3/8" | 3VF3-B | 3/8" - 18 NPTF | brass | 37.44 | 1.94 | 49.3 | 1.18 | 30.0 | 1" | 0.37 | 5 | 50 |
| 3/8" | 3VF3-SS | 3/8" - 18 NPTF | 316 stainless | 138.50 | 1.94 | 49.3 | 1.18 | 30.0 | 1" | 0.38 | 5 | 50 |
| 3/8" | 3VBF3 | 3/8" - 19 BSPP | steel | 31.36 | 2.01 | 51.1 | 1.18 | 30.0 | 1" | 0.37 | 5 | 50 |
| 3/8" | 3VBF3-B | 3/8" - 19 BSPP | brass | 37.44 | 2.01 | 51.1 | 1.18 | 30.0 | 1" | 0.37 | 5 | 50 |
| 3/8" | 3VBF3-SS | 3/8" - 19 BSPP | 316 stainless | 138.50 | 2.01 | 51.1 | 1.18 | 30.0 | 1" | 0.38 | 5 | 50 |
| 3/8" | 3VOF3 | 9/16" - 18 ORB | steel | 33.90 | 2.01 | 51.1 | 1.18 | 30.0 | 1" | 0.40 | 5 | 50 |
| 3/8" | 3VF4 | 1/2" - 14 NPTF | steel | 40.29 | 2.01 | 51.1 | 1.18 | 30.0 | 1" | 0.49 | 5 | 50 |
| 1/2" | 4VF4 | 1/2" - 14 NPTF | steel | 38.12 | 2.13 | 54.1 | 1.36 | 34.5 | 1-3/16" | 0.49 | 5 | 25 |
| 1/2" | 4VF4-B | 1/2" - 14 NPTF | brass | 54.85 | 2.13 | 54.1 | 1.36 | 34.5 | 1-3/16" | 0.49 | 5 | 25 |
| 1/2" | 4VF4-SS | 1/2" - 14 NPTF | 316 stainless | 190.86 | 2.13 | 54.1 | 1.36 | 34.5 | 1-3/16" | 0.52 | 5 | 25 |
| 1/2" | 4VBF4 | 1/2" - 14 BSPP | steel | 38.12 | 2.13 | 54.1 | 1.36 | 34.5 | 1-3/16" | 0.49 | 5 | 25 |
| 1/2" | 4VBF4-B | 1/2" - 14 BSPP | brass | 54.85 | 2.13 | 54.1 | 1.36 | 34.5 | 1-3/16" | 0.49 | 5 | 25 |
| 1/2" | 4VBF4-SS | 1/2" - 14 BSPP | 316 stainless | 190.86 | 2.13 | 54.1 | 1.36 | 34.5 | 1-3/16" | 0.52 | 5 | 25 |
| 1/2" | 4VOF4 | 3/4" - 16 ORB | steel | 41.01 | 2.13 | 54.1 | 1.36 | 34.5 | 1-3/16" | 0.54 | 5 | 25 |
| 1/2" | 4VF6 | 3/4" - 14 NPTF | steel | 45.63 | 2.13 | 54.1 | 1.36 | 34.5 | 1-3/16" | 0.58 | 5 | 25 |
| 3/4" | 6VF6 | 3/4" - 14 NPTF | steel | 58.99 | 2.47 | 62.7 | 1.67 | 42.4 | 1-1/2" | 0.88 | 5 | 20 |
| 3/4" | 6VF6-B | 3/4" - 14 NPTF | brass | 85.15 | 2.47 | 62.7 | 1.67 | 42.4 | 1-1/2" | 0.88 | 5 | 20 |
| 3/4" | 6VF6-SS | 3/4" - 14 NPTF | 316 stainless | 273.25 | 2.47 | 62.7 | 1.67 | 42.4 | 1-1/2" | 0.94 | 5 | 20 |
| 3/4" | 6VBF6 | 3/4" - 14 BSPP | steel | 58.99 | 2.96 | 75.2 | 1.67 | 42.4 | 1-1/2" | 0.88 | 5 | 20 |
| 3/4" | 6VBF6-B | 3/4" - 14 BSPP | brass | 85.15 | 2.96 | 75.2 | 1.67 | 42.4 | 1-1/2" | 0.88 | 5 | 20 |
| 3/4" | 6VBF6-SS | 3/4" - 14 BSPP | 316 stainless | 273.25 | 2.96 | 75.2 | 1.67 | 42.4 | 1-1/2" | 0.94 | 5 | 20 |
| 3/4" | 6VOF6 | 1-1/16" - 12 ORB | steel | 68.81 | 2.96 | 75.2 | 1.67 | 42.4 | 1-1/2" | 0.99 | 5 | 20 |
| 1" | 8VF8 | 1" - 11 1/2 NPTF | steel | 91.65 | 2.70 | 68.6 | 2.06 | 52.3 | 1-7/8" | 1.33 | - | 10 |
| 1" | 8VF8-B | 1" - 11 1/2 NPTF | brass | 132.89 | 2.70 | 68.6 | 2.06 | 52.3 | 1-7/8" | 1.33 | - | 10 |
| 1" | 8VF8-SS | 1" - 11 1/2 NPTF | 316 stainless | 421.15 | 2.70 | 68.6 | 2.06 | 52.3 | 1-7/8" | 1.33 | - | 10 |
| 1" | 8VBF8 | 1" - 11 BSPP | steel | 91.54 | 2.97 | 75.4 | 2.06 | 52.3 | 1-7/8" | 1.33 | - | 10 |
| 1" | 8VBF8-B | 1" - 11 BSPP | brass | 132.89 | 2.97 | 75.4 | 2.06 | 52.3 | 1-7/8" | 1.33 | - | 10 |
| 1" | 8VBF8-SS | 1" - 11 BSPP | 316 stainless | 421.15 | 2.97 | 75.4 | 2.06 | 52.3 | 1-7/8" | 1.33 | - | 10 |
| 1" | 8VOF8 | 1-5/16" - 12 ORB | steel | 108.52 | 2.97 | 75.4 | 2.06 | 52.3 | 1-7/8" | 1.42 | - | 10 |

V-Series Hydraulic Couplings





| Body Size | V-Series Snap-Tite H/H Interchange Valved Nipple (Female Threads) | | | | | | | | | | | |
|-----------|---|------------------|---------------|----------------|--------|------|------------|------|----------|-----------|-------------|-----|
| | Part Detail | | | List Price | Length | | Maximum OD | | Hex Inch | Weight Lb | Package Qty | |
| | Part Number | Threads | Material | | Inch | mm | Inch | mm | | | Bag | Box |
| 1/4" | V2F1 | 1/8" - 27 NPTF | steel | \$17.04 | 1.62 | 41.1 | 0.97 | 24.6 | 7/8" | 0.17 | 5 | 50 |
| 1/4" | V2F2 | 1/4" - 18 NPTF | steel | 15.75 | 1.62 | 41.1 | 0.97 | 24.6 | 7/8" | 0.14 | 5 | 50 |
| 1/4" | V2F2-B | 1/4" - 18 NPTF | brass | 20.52 | 1.62 | 41.1 | 0.97 | 24.6 | 7/8" | 0.14 | 5 | 50 |
| 1/4" | V2F2-SS | 1/4" - 18 NPTF | 316 stainless | 67.28 | 1.62 | 41.1 | 0.97 | 24.6 | 7/8" | 0.15 | 5 | 50 |
| 1/4" | V2BF2 | 1/4" - 19 BSPP | steel | 15.75 | 1.75 | 44.5 | 0.97 | 24.6 | 7/8" | 0.14 | 5 | 50 |
| 1/4" | V2BF2-B | 1/4" - 19 BSPP | brass | 20.53 | 1.75 | 44.5 | 0.97 | 24.6 | 7/8" | 0.14 | 5 | 50 |
| 1/4" | V2BF2-SS | 1/4" - 19 BSPP | 316 stainless | 67.28 | 1.75 | 44.5 | 0.97 | 24.6 | 7/8" | 0.14 | 5 | 50 |
| 1/4" | V2OF2 | 7/16" - 20 ORB | steel | 17.70 | 1.75 | 44.5 | 0.97 | 24.6 | 7/8" | 0.16 | 5 | 50 |
| 3/8" | V3F3 | 3/8" - 18 NPTF | steel | 19.65 | 1.87 | 47.5 | 1.10 | 27.9 | 1" | 0.23 | 5 | 50 |
| 3/8" | V3F3-B | 3/8" - 18 NPTF | brass | 28.79 | 1.87 | 47.5 | 1.10 | 27.9 | 1" | 0.23 | 5 | 50 |
| 3/8" | V3F3-SS | 3/8" - 18 NPTF | 316 stainless | 98.88 | 1.87 | 47.5 | 1.10 | 27.9 | 1" | 0.23 | 5 | 50 |
| 3/8" | V3BF3 | 3/8" - 19 BSPP | steel | 19.64 | 1.94 | 49.3 | 1.10 | 27.9 | 1" | 0.23 | 5 | 50 |
| 3/8" | V3BF3-B | 3/8" - 19 BSPP | brass | 28.79 | 1.94 | 49.3 | 1.10 | 27.9 | 1" | 0.23 | 5 | 50 |
| 3/8" | V3BF3-SS | 3/8" - 19 BSPP | 316 stainless | 98.88 | 1.94 | 49.3 | 1.10 | 27.9 | 1" | 0.23 | 5 | 50 |
| 3/8" | V3OF3 | 9/16" - 18 ORB | steel | 22.17 | 1.94 | 49.3 | 1.10 | 27.9 | 1" | 0.25 | 5 | 50 |
| 3/8" | V3F4 | 1/2" - 14 NPTF | steel | 27.88 | 1.94 | 49.3 | 1.10 | 27.9 | 1" | 0.27 | 5 | 50 |
| 1/2" | V4F4 | 1/2" - 14 NPTF | steel | 23.48 | 1.99 | 50.5 | 1.31 | 33.3 | 1-3/16" | 0.30 | 5 | 25 |
| 1/2" | V4F4-B | 1/2" - 14 NPTF | brass | 38.29 | 1.99 | 50.5 | 1.31 | 33.3 | 1-3/16" | 0.30 | 5 | 25 |
| 1/2" | V4F4-SS | 1/2" - 14 NPTF | 316 stainless | 135.95 | 1.99 | 50.5 | 1.31 | 33.3 | 1-3/16" | 0.30 | 5 | 25 |
| 1/2" | V4BF4 | 1/2" - 14 BSPP | steel | 23.48 | 1.99 | 50.5 | 1.31 | 33.3 | 1-3/16" | 0.30 | 5 | 25 |
| 1/2" | V4BF4-B | 1/2" - 14 BSPP | brass | 38.29 | 1.99 | 50.5 | 1.31 | 33.3 | 1-3/16" | 0.30 | 5 | 25 |
| 1/2" | V4BF4-SS | 1/2" - 14 BSPP | 316 stainless | 135.95 | 1.99 | 50.5 | 1.31 | 33.3 | 1-3/16" | 0.30 | 5 | 25 |
| 1/2" | V4OF4 | 3/4" - 16 ORB | steel | 26.37 | 1.99 | 50.5 | 1.31 | 33.3 | 1-3/16" | 0.33 | 5 | 25 |
| 1/2" | V4F6 | 3/4" - 14 NPTF | steel | 39.02 | 1.99 | 50.5 | 1.31 | 33.3 | 1-3/16" | 0.38 | 5 | 25 |
| 3/4" | V6F6 | 3/4" - 14 NPTF | steel | 35.21 | 2.31 | 58.7 | 1.65 | 41.9 | 1-1/2" | 0.60 | 5 | 20 |
| 3/4" | V6F6-B | 3/4" - 14 NPTF | brass | 49.53 | 2.31 | 58.7 | 1.65 | 41.9 | 1-1/2" | 0.60 | 5 | 20 |
| 3/4" | V6F6-SS | 3/4" - 14 NPTF | 316 stainless | 187.22 | 2.31 | 58.7 | 1.65 | 41.9 | 1-1/2" | 0.59 | 5 | 20 |
| 3/4" | V6BF6 | 3/4" - 14 BSPP | steel | 35.21 | 2.80 | 71.1 | 1.65 | 41.9 | 1-1/2" | 0.60 | 5 | 20 |
| 3/4" | V6BF6-B | 3/4" - 14 BSPP | brass | 49.52 | 2.80 | 71.1 | 1.65 | 41.9 | 1-1/2" | 0.60 | 5 | 20 |
| 3/4" | V6BF6-SS | 3/4" - 14 BSPP | 316 stainless | 187.22 | 2.80 | 71.1 | 1.65 | 41.9 | 1-1/2" | 0.61 | 5 | 20 |
| 3/4" | V6OF6 | 1-1/16" - 12 ORB | steel | 45.01 | 2.80 | 71.1 | 1.65 | 41.9 | 1-1/2" | 0.66 | 5 | 20 |
| 1" | V8F8 | 1" - 11 1/2 NPTF | steel | 56.27 | 2.60 | 66.0 | 2.06 | 52.3 | 1-7/8" | 0.93 | - | 10 |
| 1" | V8F8-B | 1" - 11 1/2 NPTF | brass | 95.64 | 2.60 | 66.0 | 2.06 | 52.3 | 1-7/8" | 0.93 | - | 10 |
| 1" | V8F8-SS | 1" - 11 1/2 NPTF | 316 stainless | 305.48 | 2.60 | 66.0 | 2.06 | 52.3 | 1-7/8" | 0.94 | - | 10 |
| 1" | V8BF8 | 1" - 11 BSPP | steel | 56.27 | 2.87 | 72.9 | 2.06 | 52.3 | 1-7/8" | 0.93 | - | 10 |
| 1" | V8BF8-B | 1" - 11 BSPP | brass | 95.63 | 2.87 | 72.9 | 2.06 | 52.3 | 1-7/8" | 0.94 | - | 10 |
| 1" | V8BF8-SS | 1" - 11 BSPP | 316 stainless | 305.48 | 2.87 | 72.9 | 2.06 | 52.3 | 1-7/8" | 0.93 | - | 10 |
| 1" | V8OF8 | 1-5/16" - 12 ORB | steel | 66.61 | 2.857 | 72.6 | 2.06 | 52.3 | 1-7/8" | 0.98 | - | 10 |

V-Series Hydraulic Couplings





| Body Size | V-Series Snap-Tite H/H Interchange Valved Coupler (Female Threads) | | | | | | | | | | | |
|-----------|--|----------------------|---------------|-----------------|--------|------|------------|------|----------|-----------|-------------|-----|
| | Part Detail | | | List Price | Length | | Maximum OD | | Hex Inch | Weight Lb | Package Qty | |
| | Part Number | Threads | Material | | Inch | mm | Inch | mm | | | Bag | Box |
| 1-1/4" | 10VF10 | 1-1/4" - 11 1/2 NPTF | steel | \$217.18 | 3.54 | 89.9 | 2.19 | 55.6 | 2" | 1.94 | - | 10 |
| 1-1/4" | 10VF10-B | 1-1/4" - 11 1/2 NPTF | brass | 273.16 | 3.54 | 89.9 | 2.19 | 55.6 | 2" | 1.94 | - | 10 |
| 1-1/4" | 10VF10-SS | 1-1/4" - 11 1/2 NPTF | 316 stainless | 696.10 | 3.54 | 89.9 | 2.19 | 55.6 | 2" | 1.95 | - | 10 |
| 1-1/4" | 10VBF10 | 1-1/4" - 11 BSPP | steel | 217.18 | 3.54 | 89.9 | 2.19 | 55.6 | 2" | 1.94 | - | 10 |
| 1-1/4" | 10VBF10-B | 1-1/4" - 11 BSPP | brass | 273.16 | 3.54 | 89.9 | 2.19 | 55.6 | 2" | 1.94 | - | 10 |
| 1-1/4" | 10VBF10-SS | 1-1/4" - 11 BSPP | 316 stainless | 736.81 | 3.54 | 89.9 | 2.19 | 55.6 | 2" | 1.95 | - | 10 |
| 1-1/4" | 10VOF10 | 1-5/8" - 12 ORB | steel | 252.44 | 3.54 | 89.9 | 2.19 | 55.6 | 2" | 1.92 | - | 10 |
| 1-1/2" | 12VF12 | 1-1/2" - 11 1/2 NPTF | steel | 300.32 | 3.27 | 83.1 | 2.74 | 69.6 | 2-1/2" | 2.95 | - | 5 |
| 1-1/2" | 12VF12-B | 1-1/2" - 11 1/2 NPTF | brass | 379.21 | 3.27 | 83.1 | 2.74 | 69.6 | 2-1/2" | 2.95 | - | 5 |
| 1-1/2" | 12VF12-SS | 1-1/2" - 11 1/2 NPTF | 316 stainless | 945.25 | 3.27 | 83.1 | 2.74 | 69.6 | 2-1/2" | 2.94 | - | 5 |
| 1-1/2" | 12VBF12 | 1-1/2" - 11 BSPP | steel | 300.32 | 3.27 | 83.1 | 2.74 | 69.6 | 2-1/2" | 2.95 | - | 5 |
| 1-1/2" | 12VBF12-B | 1-1/2" - 11 BSPP | brass | 379.22 | 3.27 | 83.1 | 2.74 | 69.6 | 2-1/2" | 2.95 | - | 5 |
| 1-1/2" | 12VBF12-SS | 1-1/2" - 11 BSPP | 316 stainless | 1000.58 | 3.27 | 83.1 | 2.74 | 69.6 | 2-1/2" | 2.95 | - | 5 |
| 1-1/2" | 12VOF12 | 1-7/8" - 12 ORB | steel | 355.69 | 3.27 | 83.1 | 2.74 | 69.6 | 2-1/2" | 3.01 | - | 5 |
| 2" | 16VF16 | 2" - 11 1/2 NPTF | steel | 571.10 | 3.92 | 99.6 | 3.83 | 97.3 | 3-1/2" | 6.19 | - | 5 |
| 2" | 16VF16-B | 2" - 11 1/2 NPTF | brass | 803.61 | 3.92 | 99.6 | 3.83 | 97.3 | 3-1/2" | 6.19 | - | 5 |
| 2" | 16VF16-SS | 2" - 11 1/2 NPTF | 316 stainless | 1694.72 | 3.92 | 99.6 | 3.83 | 97.3 | 3-1/2" | 6.20 | - | 5 |
| 2" | 16VBF16 | 2" - 11 BSPP | steel | 625.65 | 3.92 | 99.6 | 3.83 | 97.3 | 3-1/2" | 6.19 | - | 5 |
| 2" | 16VBF16-B | 2" - 11 BSPP | brass | 803.61 | 3.92 | 99.6 | 3.83 | 97.3 | 3-1/2" | 6.19 | - | 5 |
| 2" | 16VBF16-SS | 2" - 11 BSPP | 316 stainless | 1793.86 | 3.92 | 99.6 | 3.83 | 97.3 | 3-1/2" | 6.19 | - | 5 |

V-Series Hydraulic Couplings




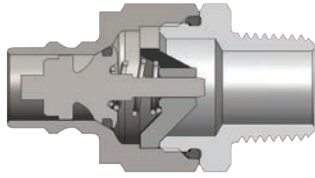
| Body Size | V-Series Snap-Tite H/H Interchange Valved Nipple (Female Threads) | | | | | | | | | | | |
|-----------|---|----------------------|---------------|-----------------|--------|------|------------|------|----------|-----------|-------------|-----|
| | Part Detail | | | List Price | Length | | Maximum OD | | Hex Inch | Weight Lb | Package Qty | |
| | Part Number | Threads | Material | | Inch | mm | Inch | mm | | | Bag | Box |
| 1-1/4" | V10F10 | 1-1/4" - 11 1/2 NPTF | steel | \$176.37 | 3.41 | 86.6 | 2.19 | 55.6 | 2" | 0.52 | - | 10 |
| 1-1/4" | V10F10-B | 1-1/4" - 11 1/2 NPTF | brass | 193.14 | 3.41 | 86.6 | 2.19 | 55.6 | 2" | 0.52 | - | 10 |
| 1-1/4" | V10F10-SS | 1-1/4" - 11 1/2 NPTF | 316 stainless | 507.31 | 3.41 | 86.6 | 2.19 | 55.6 | 2" | 0.50 | - | 10 |
| 1-1/4" | V10BF10 | 1-1/4" - 11 BSPP | steel | 176.37 | 3.41 | 86.6 | 2.19 | 55.6 | 2" | 0.52 | - | 10 |
| 1-1/4" | V10BF10-B | 1-1/4" - 11 BSPP | brass | 183.94 | 3.41 | 86.6 | 2.19 | 55.6 | 2" | 0.52 | - | 10 |
| 1-1/4" | V10BF10-SS | 1-1/4" - 11 BSPP | 316 stainless | 507.32 | 3.41 | 86.6 | 2.19 | 55.6 | 2" | 0.51 | - | 10 |
| 1-1/4" | V10OF10 | 1-5/8" - 12 ORB | steel | 197.94 | 3.41 | 86.6 | 2.19 | 55.6 | 2" | 0.59 | - | 10 |
| 1-1/2" | V12F12 | 1-1/2" - 11 1/2 NPTF | steel | 216.59 | 3.11 | 79.0 | 2.74 | 69.6 | 2-1/2" | 2.13 | - | 5 |
| 1-1/2" | V12F12-B | 1-1/2" - 11 1/2 NPTF | brass | 256.06 | 3.11 | 79.0 | 2.74 | 69.6 | 2-1/2" | 2.13 | - | 5 |
| 1-1/2" | V12F12-SS | 1-1/2" - 11 1/2 NPTF | 316 stainless | 707.42 | 3.11 | 79.0 | 2.74 | 69.6 | 2-1/2" | 2.12 | - | 5 |
| 1-1/2" | V12BF12 | 1-1/2" - 11 BSPP | steel | 216.59 | 3.11 | 79.0 | 2.74 | 69.6 | 2-1/2" | 2.13 | - | 5 |
| 1-1/2" | V12BF12-B | 1-1/2" - 11 BSPP | brass | 256.06 | 3.11 | 79.0 | 2.74 | 69.6 | 2-1/2" | 2.14 | - | 5 |
| 1-1/2" | V12BF12-SS | 1-1/2" - 11 BSPP | 316 stainless | 707.42 | 3.11 | 79.0 | 2.74 | 69.6 | 2-1/2" | 2.14 | - | 5 |
| 1-1/2" | V12OF12 | 1-7/8" - 12 ORB | steel | 252.71 | 3.11 | 79.0 | 2.74 | 69.6 | 2-1/2" | 2.21 | - | 5 |
| 2" | V16F16 | 2" - 11 1/2 NPTF | steel | 412.88 | 3.72 | 94.5 | 3.83 | 97.3 | 3-1/2" | 4.75 | - | 5 |
| 2" | V16F16-B | 2" - 11 1/2 NPTF | brass | 543.50 | 3.72 | 94.5 | 3.83 | 97.3 | 3-1/2" | 4.75 | - | 5 |
| 2" | V16F16-SS | 2" - 11 1/2 NPTF | 316 stainless | 1311.49 | 3.72 | 94.5 | 3.83 | 97.3 | 3-1/2" | 4.76 | - | 5 |
| 2" | V16BF16 | 2" - 11 BSPP | steel | 452.35 | 3.72 | 94.5 | 3.83 | 97.3 | 3-1/2" | 4.75 | - | 5 |
| 2" | V16BF16-B | 2" - 11 BSPP | brass | 543.50 | 3.72 | 94.5 | 3.83 | 97.3 | 3-1/2" | 4.75 | - | 5 |
| 2" | V16BF16-SS | 2" - 11 BSPP | 316 stainless | 1388.24 | 3.72 | 94.5 | 3.83 | 97.3 | 3-1/2" | 4.73 | - | 5 |

V-Series Hydraulic Couplings





| Body Size | V-Series Snap-Tite H/IH Interchange Valved Coupler (Male Threads) | | | | | | | | | | | |
|-----------|---|----------------------|---------------|----------------|--------|-------|------------|------|----------|-----------|-------------|-----|
| | Part Detail | | | List Price | Length | | Maximum OD | | Hex Inch | Weight Lb | Package Qty | |
| | Part Number | Threads | Material | | Inch | mm | Inch | mm | | | Bag | Box |
| 1/4" | 2VM1 | 1/8" - 27 NPTF | steel | \$26.07 | 2.12 | 53.8 | 0.99 | 25.1 | 7/8" | 0.21 | 5 | 50 |
| 1/4" | 2VM2 | 1/4" - 18 NPTF | steel | 24.27 | 2.12 | 53.8 | 0.99 | 25.1 | 7/8" | 0.23 | 5 | 50 |
| 1/4" | 2VM2-B | 1/4" - 18 NPTF | brass | 29.53 | 2.12 | 53.8 | 0.99 | 25.1 | 7/8" | 0.22 | 5 | 50 |
| 1/4" | 2VM2-SS | 1/4" - 18 NPTF | 316 stainless | 109.50 | 2.12 | 53.8 | 0.99 | 25.1 | 7/8" | 0.23 | 5 | 50 |
| 3/8" | 3VM3 | 3/8" - 18 NPTF | steel | 35.21 | 2.32 | 58.9 | 1.18 | 30.0 | 1" | 0.24 | 5 | 50 |
| 3/8" | 3VM3-B | 3/8" - 18 NPTF | brass | 38.28 | 2.32 | 58.9 | 1.18 | 30.0 | 1" | 0.24 | 5 | 50 |
| 3/8" | 3VM3-SS | 3/8" - 18 NPTF | 316 stainless | 149.30 | 2.32 | 58.9 | 1.18 | 30.0 | 1" | 0.26 | 5 | 50 |
| 1/2" | 4VM4 | 1/2" - 14 NPTF | steel | 40.05 | 2.54 | 64.5 | 1.36 | 34.5 | 1-3/16" | 0.48 | 5 | 25 |
| 1/2" | 4VM4-B | 1/2" - 14 NPTF | brass | 55.89 | 2.54 | 64.5 | 1.36 | 34.5 | 1-3/16" | 0.47 | 5 | 25 |
| 1/2" | 4VM4-SS | 1/2" - 14 NPTF | 316 stainless | 222.44 | 2.54 | 64.5 | 1.36 | 34.5 | 1-3/16" | 0.47 | 5 | 25 |
| 3/4" | 6VM6 | 3/4" - 14 NPTF | steel | 61.26 | 3.07 | 78.0 | 1.67 | 42.4 | 1-1/2" | 0.92 | 5 | 20 |
| 3/4" | 6VM6-B | 3/4" - 14 NPTF | brass | 85.15 | 3.07 | 78.0 | 1.67 | 42.4 | 1-1/2" | 0.91 | 5 | 20 |
| 3/4" | 6VM6-SS | 3/4" - 14 NPTF | 316 stainless | 343.08 | 3.07 | 78.0 | 1.67 | 42.4 | 1-1/2" | 0.91 | 5 | 20 |
| 1" | 8VM8 | 1" - 11 1/2 NPTF | steel | 103.04 | 3.32 | 84.3 | 2.06 | 52.3 | 1-7/8" | 1.35 | - | 10 |
| 1" | 8VM8-B | 1" - 11 1/2 NPTF | brass | 163.02 | 3.32 | 84.3 | 2.06 | 52.3 | 1-7/8" | 1.32 | - | 10 |
| 1" | 8VM8-SS | 1" - 11 1/2 NPTF | 316 stainless | 454.12 | 3.32 | 84.3 | 2.06 | 52.3 | 1-7/8" | 1.38 | - | 10 |
| 1-1/4" | 10VM10 | 1-1/4" - 11 1/2 NPTF | steel | 243.12 | 3.59 | 91.2 | 2.19 | 55.6 | 2" | 1.84 | - | 10 |
| 1-1/4" | 10VM10-B | 1-1/4" - 11 1/2 NPTF | brass | 340.30 | 3.59 | 91.2 | 2.19 | 55.6 | 2" | 1.78 | - | 10 |
| 1-1/4" | 10VM10-SS | 1-1/4" - 11 1/2 NPTF | 316 stainless | 774.44 | 3.59 | 91.2 | 2.19 | 55.6 | 2" | 1.79 | - | 10 |
| 1-1/2" | 12VM12 | 1-1/2" - 11 1/2 NPTF | steel | 343.75 | 4.01 | 101.9 | 2.74 | 69.6 | 2-1/2" | 2.98 | - | 5 |
| 1-1/2" | 12VM12-B | 1-1/2" - 11 1/2 NPTF | brass | 479.89 | 4.01 | 101.9 | 2.74 | 69.6 | 2-1/2" | 2.95 | - | 5 |
| 1-1/2" | 12VM12-SS | 1-1/2" - 11 1/2 NPTF | 316 stainless | 1150.67 | 4.01 | 101.9 | 2.74 | 69.6 | 2-1/2" | 2.95 | - | 5 |
| 2" | 16VM16 | 2" - 11 1/2 NPTF | steel | 636.55 | 4.54 | 115.3 | 3.83 | 97.3 | 3-1/2" | 6.01 | - | 5 |
| 2" | 16VM16-B | 2" - 11 1/2 NPTF | brass | 847.36 | 4.54 | 115.3 | 3.83 | 97.3 | 3-1/2" | 6.00 | - | 5 |
| 2" | 16VM16-SS | 2" - 11 1/2 NPTF | 316 stainless | 1793.86 | 4.54 | 115.3 | 3.83 | 97.3 | 3-1/2" | 6.09 | - | 5 |

V-Series Hydraulic Couplings





| Body Size | V-Series Snap-Tite H/H Interchange Valved Nipple (Male Threads) | | | | | | | | | | | |
|-----------|---|----------------------|---------------|----------------|--------|-------|------------|------|----------|-----------|-------------|-----|
| | Part Detail | | | List Price | Length | | Maximum OD | | Hex Inch | Weight Lb | Package Qty | |
| | Part Number | Threads | Material | | Inch | mm | Inch | mm | | | Bag | Box |
| 1/4" | V2M1 | 1/8" - 27 NPTF | steel | \$18.94 | 2.06 | 52.3 | 0.97 | 24.6 | 7/8" | 0.15 | 5 | 50 |
| 1/4" | V2M2 | 1/4" - 18 NPTF | steel | 17.04 | 2.06 | 52.3 | 0.97 | 24.6 | 7/8" | 0.16 | 5 | 50 |
| 1/4" | V2M2-B | 1/4" - 18 NPTF | brass | 21.65 | 2.06 | 52.3 | 0.97 | 24.6 | 7/8" | 0.16 | 5 | 50 |
| 1/4" | V2M2-SS | 1/4" - 18 NPTF | 316 stainless | 80.30 | 2.06 | 52.3 | 0.97 | 24.6 | 7/8" | 0.16 | 5 | 50 |
| 3/8" | V3M3 | 3/8" - 18 NPTF | steel | 21.23 | 2.25 | 57.2 | 1.10 | 27.9 | 1" | 0.21 | 5 | 50 |
| 3/8" | V3M3-B | 3/8" - 18 NPTF | brass | 30.05 | 2.25 | 57.2 | 1.10 | 27.9 | 1" | 0.21 | 5 | 50 |
| 3/8" | V3M3-SS | 3/8" - 18 NPTF | 316 stainless | 109.65 | 2.25 | 57.2 | 1.10 | 27.9 | 1" | 0.21 | 5 | 50 |
| 1/2" | V4M4 | 1/2" - 14 NPTF | steel | 25.41 | 2.40 | 61.0 | 1.31 | 33.3 | 1-3/16" | 0.31 | 5 | 25 |
| 1/2" | V4M4-B | 1/2" - 14 NPTF | brass | 40.01 | 2.40 | 61.0 | 1.31 | 33.3 | 1-3/16" | 0.31 | 5 | 25 |
| 1/2" | V4M4-SS | 1/2" - 14 NPTF | 316 stainless | 167.50 | 2.40 | 61.0 | 1.31 | 33.3 | 1-3/16" | 0.33 | 5 | 25 |
| 3/4" | V6M6 | 3/4" - 14 NPTF | steel | 37.46 | 2.91 | 73.9 | 1.65 | 41.9 | 1-1/2" | 0.62 | 5 | 20 |
| 3/4" | V6M6-B | 3/4" - 14 NPTF | brass | 55.56 | 2.91 | 73.9 | 1.65 | 41.9 | 1-1/2" | 0.62 | 5 | 20 |
| 3/4" | V6M6-SS | 3/4" - 14 NPTF | 316 stainless | 257.07 | 2.91 | 73.9 | 1.65 | 41.9 | 1-1/2" | 0.63 | 5 | 20 |
| 1" | V8M8 | 1" - 11 1/2 NPTF | steel | 67.70 | 3.22 | 81.8 | 2.06 | 52.3 | 1-7/8" | 1.09 | - | 10 |
| 1" | V8M8-B | 1" - 11 1/2 NPTF | brass | 108.07 | 3.22 | 81.8 | 2.06 | 52.3 | 1-7/8" | 1.09 | - | 10 |
| 1" | V8M8-SS | 1" - 11 1/2 NPTF | 316 stainless | 338.46 | 3.22 | 81.8 | 2.06 | 52.3 | 1-7/8" | 1.15 | - | 10 |
| 1-1/4" | V10M10 | 1-1/4" - 11 1/2 NPTF | steel | 202.27 | 3.46 | 87.9 | 2.19 | 55.6 | 2" | 1.31 | - | 10 |
| 1-1/4" | V10M10-B | 1-1/4" - 11 1/2 NPTF | brass | 260.26 | 3.46 | 87.9 | 2.19 | 55.6 | 2" | 1.31 | - | 10 |
| 1-1/4" | V10M10-SS | 1-1/4" - 11 1/2 NPTF | 316 stainless | 620.56 | 3.46 | 87.9 | 2.19 | 55.6 | 2" | 1.35 | - | 10 |
| 1-1/2" | V12M12 | 1-1/2" - 11 1/2 NPTF | steel | 260.00 | 3.85 | 97.8 | 2.74 | 69.6 | 2-1/2" | 2.27 | - | 5 |
| 1-1/2" | V12M12-B | 1-1/2" - 11 1/2 NPTF | brass | 356.71 | 3.85 | 97.8 | 2.74 | 69.6 | 2-1/2" | 2.27 | - | 5 |
| 1-1/2" | V12M12-SS | 1-1/2" - 11 1/2 NPTF | 316 stainless | 864.62 | 3.85 | 97.8 | 2.74 | 69.6 | 2-1/2" | 2.35 | - | 5 |
| 2" | V16M16 | 2" - 11 1/2 NPTF | steel | 478.33 | 4.34 | 110.2 | 3.83 | 97.3 | 3-1/2" | 4.77 | - | 5 |
| 2" | V16M16-B | 2" - 11 1/2 NPTF | brass | 702.86 | 4.34 | 110.2 | 3.83 | 97.3 | 3-1/2" | 4.77 | - | 5 |
| 2" | V16M16-SS | 2" - 11 1/2 NPTF | 316 stainless | 822.27 | 4.34 | 110.2 | 3.83 | 97.3 | 3-1/2" | 4.79 | - | 5 |

V-Series Hydraulic Couplings




| Body Size | V-Series Snap-Tite H/IH Interchange Valved Coupler (JIC Male Threads) | | | | | | | | | | | |
|-----------|---|------------------|----------|----------------|--------|------|------------|------|----------|-----------|-------------|-----|
| | Part Detail | | | List Price | Length | | Maximum OD | | Hex Inch | Weight Lb | Package Qty | |
| | Part Number | Threads | Material | | Inch | mm | Inch | mm | | | Bag | Box |
| 1/4" | 2VJM2 | 7/16" - 20 JIC | steel | \$25.26 | 2.12 | 53.8 | 0.99 | 25.1 | 7/8" | 0.25 | 5 | 50 |
| 3/8" | 3VJM3 | 9/16" - 18 JIC | steel | 38.74 | 2.32 | 58.9 | 1.18 | 30.0 | 1" | 0.30 | 5 | 50 |
| 1/2" | 4VJM4 | 3/4" - 16 JIC | steel | 47.26 | 2.54 | 64.5 | 1.36 | 34.5 | 1-3/16" | 0.51 | 5 | 25 |
| 3/4" | 6VJM6 | 1-1/16" - 12 JIC | steel | 68.00 | 3.07 | 78.0 | 1.67 | 42.4 | 1-1/2" | 0.98 | 5 | 20 |
| 1" | 8VJM8 | 1-5/16" - 12 JIC | steel | 113.96 | 3.32 | 84.3 | 2.06 | 52.3 | 1-7/8" | 1.49 | - | 10 |
| 1-1/4" | 10VJM10 | 1-5/8" - 12 JIC | steel | 265.09 | 3.59 | 91.2 | 2.19 | 55.6 | 2" | 1.98 | - | 10 |





| Body Size | V-Series Snap-Tite H/IH Interchange Valved Nipple (JIC Male Threads) | | | | | | | | | | | |
|-----------|--|------------------|----------|----------------|--------|------|------------|------|----------|-----------|-------------|-----|
| | Part Detail | | | List Price | Length | | Maximum OD | | Hex Inch | Weight Lb | Package Qty | |
| | Part Number | Threads | Material | | Inch | mm | Inch | mm | | | Bag | Box |
| 1/4" | V2JM2 | 7/16" - 20 JIC | steel | \$21.23 | 2.06 | 52.3 | 0.97 | 24.6 | 7/8" | 0.18 | 5 | 50 |
| 3/8" | V3JM3 | 9/16" - 18 JIC | steel | 27.33 | 2.25 | 57.2 | 1.1 | 27.9 | 1" | 0.25 | 5 | 50 |
| 1/2" | V4JM4 | 3/4" - 16 JIC | steel | 32.64 | 2.40 | 61.0 | 1.31 | 33.3 | 1-3/16" | 0.38 | 5 | 25 |
| 3/4" | V6JM6 | 1-1/16" - 12 JIC | steel | 44.22 | 2.91 | 73.9 | 1.65 | 41.9 | 1-1/2" | 0.72 | 5 | 20 |
| 1" | V8JM8 | 1-5/16" - 12 JIC | steel | 83.92 | 3.22 | 81.8 | 2.06 | 52.3 | 1-7/8" | 1.36 | - | 10 |
| 1-1/4" | V10JM10 | 1-5/8" - 12 JIC | steel | 250.96 | 3.46 | 87.9 | 2.19 | 55.6 | 2" | 1.46 | - | 10 |

V-Series Hydraulic Couplings





| Body Size | V-Series Snap-Tite H/H Interchange Unvalved Coupler (Female Threads) | | | | | | | | | | | |
|-----------|--|----------------------|---------------|----------------|--------|------|------------|------|----------|-----------|-------------|-----|
| | Part Detail | | | List Price | Length | | Maximum OD | | Hex Inch | Weight Lb | Package Qty | |
| | Part Number | Threads | Material | | Inch | mm | Inch | mm | | | Bag | Box |
| 1/4" | 2VF2-E | 1/4" - 18 NPTF | steel | \$13.98 | 1.36 | 34.5 | 0.99 | 25.1 | 7/8" | 0.18 | 5 | 50 |
| 1/4" | 2VF2-B-E | 1/4" - 18 NPTF | brass | 16.12 | 1.36 | 34.5 | 0.99 | 25.1 | 7/8" | 0.18 | 5 | 50 |
| 1/4" | 2VF2-SS-E | 1/4" - 18 NPTF | 316 stainless | 61.65 | 1.36 | 34.5 | 0.99 | 25.1 | 7/8" | 0.18 | 5 | 50 |
| 1/4" | 2VBF2-E | 1/4" - 19 BSPP | steel | 15.05 | 1.36 | 34.5 | 0.99 | 25.1 | 7/8" | 0.18 | 5 | 50 |
| 1/4" | 2VBF2-B-E | 1/4" - 19 BSPP | brass | 15.35 | 1.36 | 34.5 | 0.99 | 25.1 | 7/8" | 0.17 | 5 | 50 |
| 1/4" | 2VBF2-SS-E | 1/4" - 19 BSPP | 316 stainless | 61.66 | 1.36 | 34.5 | 0.99 | 25.1 | 7/8" | 0.18 | 5 | 50 |
| 3/8" | 3VF3-E | 3/8" - 18 NPTF | steel | 20.40 | 1.50 | 38.1 | 1.18 | 30.0 | 7/8" | 0.28 | 5 | 50 |
| 3/8" | 3VF3-B-E | 3/8" - 18 NPTF | brass | 26.70 | 1.50 | 38.1 | 1.18 | 30.0 | 7/8" | 0.27 | 5 | 50 |
| 3/8" | 3VF3-SS-E | 3/8" - 18 NPTF | 316 stainless | 78.92 | 1.50 | 38.1 | 1.18 | 30.0 | 7/8" | 0.29 | 5 | 50 |
| 3/8" | 3VBF3-E | 3/8" - 19 BSPP | steel | 20.40 | 1.50 | 38.1 | 1.18 | 30.0 | 7/8" | 0.27 | 5 | 50 |
| 3/8" | 3VBF3-B-E | 3/8" - 19 BSPP | brass | 26.70 | 1.50 | 38.1 | 1.18 | 30.0 | 7/8" | 0.26 | 5 | 50 |
| 3/8" | 3VBF3-SS-E | 3/8" - 19 BSPP | 316 stainless | 78.93 | 1.50 | 38.1 | 1.18 | 30.0 | 7/8" | 0.29 | 5 | 50 |
| 1/2" | 4VF4-E | 1/2" - 14 NPTF | steel | 25.73 | 1.64 | 41.7 | 1.37 | 34.8 | 1-3/16" | 0.39 | 5 | 25 |
| 1/2" | 4VF4-B-E | 1/2" - 14 NPTF | brass | 31.88 | 1.64 | 41.7 | 1.37 | 34.8 | 1-3/16" | 0.39 | 5 | 25 |
| 1/2" | 4VF4-SS-E | 1/2" - 14 NPTF | 316 stainless | 99.90 | 1.64 | 41.7 | 1.37 | 34.8 | 1-3/16" | 0.38 | 5 | 25 |
| 1/2" | 4VBF4-E | 1/2" - 14 BSPP | steel | 25.73 | 1.64 | 41.7 | 1.37 | 34.8 | 1-3/16" | 0.39 | 5 | 25 |
| 1/2" | 4VBF4-B-E | 1/2" - 14 BSPP | brass | 30.36 | 1.64 | 41.7 | 1.37 | 34.8 | 1-3/16" | 0.40 | 5 | 25 |
| 1/2" | 4VBF4-SS-E | 1/2" - 14 BSPP | 316 stainless | 99.90 | 1.64 | 41.7 | 1.37 | 34.8 | 1-3/16" | 0.40 | 5 | 25 |
| 3/4" | 6VF6-E | 3/4" - 14 NPTF | steel | 39.43 | 1.96 | 49.8 | 1.67 | 42.4 | 1-1/2" | 0.64 | 5 | 20 |
| 3/4" | 6VF6-B-E | 3/4" - 14 NPTF | brass | 45.30 | 1.96 | 49.8 | 1.67 | 42.4 | 1-1/2" | 0.62 | 5 | 20 |
| 3/4" | 6VF6-SS-E | 3/4" - 14 NPTF | 316 stainless | 159.09 | 1.96 | 49.8 | 1.67 | 42.4 | 1-1/2" | 0.61 | 5 | 20 |
| 3/4" | 6VBF6-E | 3/4" - 14 BSPP | steel | 39.42 | 1.96 | 49.8 | 1.67 | 42.4 | 1-1/2" | 0.64 | 5 | 20 |
| 3/4" | 6VBF6-B-E | 3/4" - 14 BSPP | brass | 45.30 | 1.96 | 49.8 | 1.67 | 42.4 | 1-1/2" | 0.63 | 5 | 20 |
| 3/4" | 6VBF6-SS-E | 3/4" - 14 BSPP | 316 stainless | 159.09 | 1.96 | 49.8 | 1.67 | 42.4 | 1-1/2" | 0.64 | 5 | 20 |
| 1" | 8VF8-E | 1" - 11 1/2 NPTF | steel | 50.83 | 2.10 | 53.3 | 1.99 | 50.5 | 1-13/16" | 1.05 | - | 10 |
| 1" | 8VF8-B-E | 1" - 11 1/2 NPTF | brass | 74.51 | 2.10 | 53.3 | 1.99 | 50.5 | 1-13/16" | 1.02 | - | 10 |
| 1" | 8VF8-SS-E | 1" - 11 1/2 NPTF | 316 stainless | 217.82 | 2.10 | 53.3 | 1.99 | 50.5 | 1-13/16" | 1.02 | - | 10 |
| 1" | 8VBF8-E | 1" - 11 BSPP | steel | 50.83 | 2.10 | 53.3 | 1.99 | 50.5 | 1-13/16" | 1.04 | - | 10 |
| 1" | 8VBF8-B-E | 1" - 11 BSPP | brass | 70.96 | 2.10 | 53.3 | 1.99 | 50.5 | 1-13/16" | 1.03 | - | 10 |
| 1" | 8VBF8-SS-E | 1" - 11 BSPP | 316 stainless | 217.82 | 2.10 | 53.3 | 1.99 | 50.5 | 1-13/16" | 1.04 | - | 10 |
| 1-1/4" | 10VF10-E | 1-1/4" - 11 1/2 NPTF | steel | 103.40 | 2.28 | 57.9 | 2.19 | 55.6 | 2" | 1.08 | - | 10 |
| 1-1/4" | 10VF10-B-E | 1-1/4" - 11 1/2 NPTF | brass | 132.06 | 2.28 | 57.9 | 2.19 | 55.6 | 2" | 1.10 | - | 10 |
| 1-1/4" | 10VF10-SS-E | 1-1/4" - 11 1/2 NPTF | 316 stainless | 335.01 | 2.28 | 57.9 | 2.19 | 55.6 | 2" | 1.10 | - | 10 |
| 1-1/4" | 10VBF10-E | 1-1/4" - 11 BSPP | steel | 103.40 | 2.28 | 57.9 | 2.19 | 55.6 | 2" | 1.10 | - | 10 |
| 1-1/4" | 10VBF10-B-E | 1-1/4" - 11 BSPP | brass | 132.08 | 2.28 | 57.9 | 2.19 | 55.6 | 2" | 1.09 | - | 10 |
| 1-1/4" | 10VBF10-SS-E | 1-1/4" - 11 BSPP | 316 stainless | 354.60 | 2.28 | 57.9 | 2.19 | 55.6 | 2" | 1.10 | - | 10 |
| 1-1/2" | 12VF12-E | 1-1/2" - 11 1/2 NPTF | steel | 157.10 | 2.57 | 65.3 | 2.74 | 69.6 | 2-1/2" | 1.78 | - | 5 |
| 1-1/2" | 12VF12-B-E | 1-1/2" - 11 1/2 NPTF | brass | 290.93 | 2.57 | 65.3 | 2.74 | 69.6 | 2-1/2" | 1.78 | - | 5 |
| 1-1/2" | 12VF12-SS-E | 1-1/2" - 11 1/2 NPTF | 316 stainless | 603.05 | 2.57 | 65.3 | 2.74 | 69.6 | 2-1/2" | 1.78 | - | 5 |
| 2" | 16VF16-E | 2" - 11 1/2 NPTF | steel | 243.43 | 2.48 | 63.0 | 3.56 | 90.4 | 3-1/4" | 3.12 | - | 5 |
| 2" | 16VF16-B-E | 2" - 11 1/2 NPTF | brass | 674.53 | 2.48 | 63.0 | 3.56 | 90.4 | 3-1/4" | 3.13 | - | 5 |
| 2" | 16VF16-SS-E | 2" - 11 1/2 NPTF | 316 stainless | 730.93 | 2.48 | 63.0 | 3.56 | 90.4 | 3-1/4" | 3.13 | - | 5 |

V-Series Hydraulic Couplings





| Body Size | V-Series Snap-Tite H/H Interchange Unvalved Nipple (Female Threads) | | | | | | | | | | | |
|-----------|---|----------------------|---------------|---------------|--------|------|------------|------|----------|-----------|-------------|-----|
| | Part Detail | | | List Price | Length | | Maximum OD | | Hex Inch | Weight Lb | Package Qty | |
| | Part Number | Threads | Material | | Inch | mm | Inch | mm | | | Bag | Box |
| 1/4" | V2F2-E | 1/4" - 18 NPTF | steel | \$6.91 | 1.27 | 32.3 | 0.69 | 17.5 | 5/8" | 0.05 | 5 | 50 |
| 1/4" | V2F2-B-E | 1/4" - 18 NPTF | brass | 7.56 | 1.27 | 32.3 | 0.69 | 17.5 | 5/8" | 0.06 | 5 | 50 |
| 1/4" | V2F2-SS-E | 1/4" - 18 NPTF | 316 stainless | 21.96 | 1.27 | 32.3 | 0.69 | 17.5 | 5/8" | 0.06 | 5 | 50 |
| 1/4" | V2BF2-E | 1/4" - 19 BSPP | steel | 6.91 | 1.27 | 32.3 | 0.69 | 17.5 | 5/8" | 0.06 | 5 | 50 |
| 1/4" | V2BF2-B-E | 1/4" - 19 BSPP | brass | 7.56 | 1.27 | 32.3 | 0.69 | 17.5 | 5/8" | 0.06 | 5 | 50 |
| 1/4" | V2BF2-SS-E | 1/4" - 19 BSPP | 316 stainless | 21.96 | 1.27 | 32.3 | 0.69 | 17.5 | 5/8" | 0.05 | 5 | 50 |
| 3/8" | V3F3-E | 3/8" - 18 NPTF | steel | 7.71 | 1.41 | 35.8 | 0.90 | 22.9 | 13/16" | 0.08 | 5 | 50 |
| 3/8" | V3F3-B-E | 3/8" - 18 NPTF | brass | 9.24 | 1.41 | 35.8 | 0.90 | 22.9 | 13/16" | 0.08 | 5 | 50 |
| 3/8" | V3F3-SS-E | 3/8" - 18 NPTF | 316 stainless | 31.93 | 1.41 | 35.8 | 0.90 | 22.9 | 13/16" | 0.08 | 5 | 50 |
| 3/8" | V3BF3-E | 3/8" - 19 BSPP | steel | 7.70 | 1.41 | 35.8 | 0.90 | 22.9 | 13/16" | 0.07 | 5 | 50 |
| 3/8" | V3BF3-B-E | 3/8" - 19 BSPP | brass | 9.24 | 1.41 | 35.8 | 0.90 | 22.9 | 13/16" | 0.08 | 5 | 50 |
| 3/8" | V3BF3-SS-E | 3/8" - 19 BSPP | 316 stainless | 31.92 | 1.41 | 35.8 | 0.90 | 22.9 | 13/16" | 0.07 | 5 | 50 |
| 1/2" | V4F4-E | 1/2" - 14 NPTF | steel | 9.61 | 1.72 | 43.7 | 1.10 | 27.9 | 1" | 0.18 | 5 | 25 |
| 1/2" | V4F4-B-E | 1/2" - 14 NPTF | brass | 11.24 | 1.72 | 43.7 | 1.10 | 27.9 | 1" | 0.18 | 5 | 25 |
| 1/2" | V4F4-SS-E | 1/2" - 14 NPTF | 316 stainless | 39.82 | 1.72 | 43.7 | 1.10 | 27.9 | 1" | 0.18 | 5 | 25 |
| 1/2" | V4BF4-E | 1/2" - 14 BSPP | steel | 9.61 | 1.72 | 43.7 | 1.10 | 27.9 | 1" | 0.17 | 5 | 25 |
| 1/2" | V4BF4-B-E | 1/2" - 14 BSPP | brass | 11.24 | 1.72 | 43.7 | 1.10 | 27.9 | 1" | 0.17 | 5 | 25 |
| 1/2" | V4BF4-SS-E | 1/2" - 14 BSPP | 316 stainless | 39.82 | 1.72 | 43.7 | 1.10 | 27.9 | 1" | 0.16 | 5 | 25 |
| 3/4" | V6F6-E | 3/4" - 14 NPTF | steel | 13.68 | 1.86 | 47.2 | 1.31 | 33.3 | 1-3/16" | 0.22 | 5 | 20 |
| 3/4" | V6F6-B-E | 3/4" - 14 NPTF | brass | 19.64 | 1.86 | 47.2 | 1.31 | 33.3 | 1-3/16" | 0.22 | 5 | 20 |
| 3/4" | V6F6-SS-E | 3/4" - 14 NPTF | 316 stainless | 56.26 | 1.86 | 47.2 | 1.31 | 33.3 | 1-3/16" | 0.22 | 5 | 20 |
| 3/4" | V6BF6-E | 3/4" - 14 BSPP | steel | 13.68 | 1.86 | 47.2 | 1.31 | 33.3 | 1-3/16" | 0.23 | 5 | 20 |
| 3/4" | V6BF6-B-E | 3/4" - 14 BSPP | brass | 19.64 | 1.86 | 47.2 | 1.31 | 33.3 | 1-3/16" | 0.22 | 5 | 20 |
| 3/4" | V6BF6-SS-E | 3/4" - 14 BSPP | 316 stainless | 56.26 | 1.86 | 47.2 | 1.31 | 33.3 | 1-3/16" | 0.22 | 5 | 20 |
| 1" | V8F8-E | 1" - 11 1/2 NPTF | steel | 24.44 | 2.08 | 52.8 | 1.65 | 41.9 | 1-1/2" | 0.38 | - | 10 |
| 1" | V8F8-B-E | 1" - 11 1/2 NPTF | brass | 25.51 | 2.08 | 52.8 | 1.65 | 41.9 | 1-1/2" | 0.38 | - | 10 |
| 1" | V8F8-SS-E | 1" - 11 1/2 NPTF | 316 stainless | 107.60 | 2.08 | 52.8 | 1.65 | 41.9 | 1-1/2" | 0.38 | - | 10 |
| 1" | V8BF8-E | 1" - 11 BSPP | steel | 24.44 | 2.08 | 52.8 | 1.65 | 41.9 | 1-1/2" | 0.38 | - | 10 |
| 1" | V8BF8-B-E | 1" - 11 BSPP | brass | 25.51 | 2.08 | 52.8 | 1.65 | 41.9 | 1-1/2" | 0.38 | - | 10 |
| 1" | V8BF8-SS-E | 1" - 11 BSPP | 316 stainless | 107.60 | 2.08 | 52.8 | 1.65 | 41.9 | 1-1/2" | 0.38 | - | 10 |
| 1-1/4" | V10F10-E | 1-1/4" - 11 1/2 NPTF | steel | 47.73 | 2.22 | 56.4 | 2.06 | 52.3 | 1-7/8" | 0.57 | - | 10 |
| 1-1/4" | V10F10-B-E | 1-1/4" - 11 1/2 NPTF | brass | 46.84 | 2.22 | 56.4 | 2.06 | 52.3 | 1-7/8" | 0.56 | - | 10 |
| 1-1/4" | V10F10-SS-E | 1-1/4" - 11 1/2 NPTF | 316 stainless | 189.66 | 2.22 | 56.4 | 2.06 | 52.3 | 1-7/8" | 0.56 | - | 10 |
| 1-1/4" | V10BF10-E | 1-1/4" - 11 BSPP | steel | 47.73 | 2.22 | 56.4 | 2.06 | 52.3 | 1-7/8" | 0.57 | - | 10 |
| 1-1/4" | V10BF10-B-E | 1-1/4" - 11 BSPP | brass | 46.83 | 2.22 | 56.4 | 2.06 | 52.3 | 1-7/8" | 0.55 | - | 10 |
| 1-1/4" | V10BF10-SS-E | 1-1/4" - 11 BSPP | 316 stainless | 189.66 | 2.22 | 56.4 | 2.06 | 52.3 | 1-7/8" | 0.55 | - | 10 |
| 1-1/2" | V12F12-E | 1-1/2" - 11 1/2 NPTF | steel | 81.53 | 2.44 | 62.0 | 2.33 | 59.2 | 2-1/8" | 0.84 | - | 5 |
| 1-1/2" | V12F12-B-E | 1-1/2" - 11 1/2 NPTF | brass | 129.86 | 2.44 | 62.0 | 2.33 | 59.2 | 2-1/8" | 0.84 | - | 5 |
| 1-1/2" | V12F12-SS-E | 1-1/2" - 11 1/2 NPTF | 316 stainless | 273.38 | 2.44 | 62.0 | 2.33 | 59.2 | 2-1/8" | 0.83 | - | 5 |
| 2" | V16F16-E | 2" - 11 1/2 NPTF | steel | 107.72 | 2.60 | 66.0 | 3.01 | 76.5 | 2-3/4" | 1.34 | - | 5 |
| 2" | V16F16-B-E | 2" - 11 1/2 NPTF | brass | 159.54 | 2.60 | 66.0 | 3.01 | 76.5 | 2-3/4" | 1.34 | - | 5 |
| 2" | V16F16-SS-E | 2" - 11 1/2 NPTF | 316 stainless | 377.73 | 2.60 | 66.0 | 3.01 | 76.5 | 2-3/4" | 1.35 | - | 5 |

V-Series Hydraulic Couplings



| Body Size | V-Series Snap-Tite H/IH Interchange Unvalved Coupler (Male Threads) | | | | | | | | | | | |
|-----------|---|----------------------|---------------|----------------|--------|------|------------|------|----------|-----------|-------------|-----|
| | Part Detail | | | List Price | Length | | Maximum OD | | Hex Inch | Weight Lb | Package Qty | |
| | Part Number | Threads | Material | | Inch | mm | Inch | mm | | | Bag | Box |
| 1/4" | 2VM2-E | 1/4" - 18 NPTF | steel | \$15.80 | 1.82 | 46.2 | 0.99 | 25.1 | 5/8" | 0.19 | 5 | 50 |
| 1/4" | 2VM2-B-E | 1/4" - 18 NPTF | brass | 16.12 | 1.82 | 46.2 | 0.99 | 25.1 | 5/8" | 0.19 | 5 | 50 |
| 1/4" | 2VM2-SS-E | 1/4" - 18 NPTF | 316 stainless | 68.49 | 1.82 | 46.2 | 0.99 | 25.1 | 5/8" | 0.19 | 5 | 50 |
| 3/8" | 3VM3-E | 3/8" - 18 NPTF | steel | 23.06 | 1.76 | 44.7 | 1.18 | 30.0 | 13-16" | 0.28 | 5 | 50 |
| 3/8" | 3VM3-B-E | 3/8" - 18 NPTF | brass | 26.70 | 1.76 | 44.7 | 1.18 | 30.0 | 13/16" | 0.28 | 5 | 50 |
| 3/8" | 3VM3-SS-E | 3/8" - 18 NPTF | 316 stainless | 87.74 | 1.76 | 44.7 | 1.18 | 30.0 | 13/16" | 0.29 | 5 | 50 |
| 1/2" | 4VM4-E | 1/2" - 14 NPTF | steel | 29.03 | 2.03 | 51.6 | 1.37 | 34.8 | 1" | 0.38 | 5 | 25 |
| 1/2" | 4VM4-B-E | 1/2" - 14 NPTF | brass | 31.87 | 2.03 | 51.6 | 1.37 | 34.8 | 1" | 0.36 | 5 | 25 |
| 1/2" | 4VM4-SS-E | 1/2" - 14 NPTF | 316 stainless | 111.01 | 2.03 | 51.6 | 1.37 | 34.8 | 1" | 0.38 | 5 | 25 |
| 3/4" | 6VM6-E | 3/4" - 14 NPTF | steel | 44.44 | 2.29 | 58.2 | 1.67 | 42.4 | 1-3/16" | 0.62 | 5 | 20 |
| 3/4" | 6VM6-B-E | 3/4" - 14 NPTF | brass | 45.30 | 2.29 | 58.2 | 1.67 | 42.4 | 1-3/16" | 0.62 | 5 | 20 |
| 3/4" | 6VM6-SS-E | 3/4" - 14 NPTF | 316 stainless | 176.84 | 2.29 | 58.2 | 1.67 | 42.4 | 1-3/16" | 0.60 | 5 | 20 |
| 1" | 8VM8-E | 1" - 11 1/2 NPTF | steel | 57.33 | 2.39 | 60.7 | 1.99 | 50.5 | 1-1/2" | 0.88 | - | 10 |
| 1" | 8VM8-B-E | 1" - 11 1/2 NPTF | brass | 74.52 | 2.39 | 60.7 | 1.99 | 50.5 | 1-1/2" | 0.90 | - | 10 |
| 1" | 8VM8-SS-E | 1" - 11 1/2 NPTF | 316 stainless | 242.08 | 2.39 | 60.7 | 1.99 | 50.5 | 1-1/2" | 0.89 | - | 10 |
| 1-1/4" | 10VM10-E | 1-1/4" - 11 1/2 NPTF | steel | 116.61 | 2.78 | 70.6 | 2.19 | 55.6 | 1-7/8" | 1.20 | - | 10 |
| 1-1/4" | 10VM10-SS-E | 1-1/4" - 11 1/2 NPTF | 316 stainless | 372.34 | 2.78 | 70.6 | 2.19 | 55.6 | 1-7/8" | 1.20 | - | 10 |
| 1-1/2" | 12VM12-E | 1-1/2" - 11 1/2 NPTF | steel | 177.17 | 3.08 | 78.2 | 2.74 | 69.6 | 2-1/8" | 2.08 | - | 5 |
| 1-1/2" | 12VM12-SS-E | 1-1/2" - 11 1/2 NPTF | 316 stainless | 734.09 | 3.08 | 78.2 | 2.74 | 69.6 | 2-1/8" | 2.08 | - | 5 |
| 2" | 16VM16-E | 2" - 11 1/2 NPTF | steel | 300.71 | 3.10 | 78.7 | 3.56 | 90.4 | 2-1/2" | 3.73 | - | 5 |
| 2" | 16VM16-SS-E | 2" - 11 1/2 NPTF | 316 stainless | 812.35 | 3.10 | 78.7 | 3.56 | 90.4 | 2-1/2" | 3.73 | - | 5 |

V-Series Hydraulic Couplings




| Body Size | V-Series Snap-Tite H/IH Interchange Unvalved Nipple (Male Threads) | | | | | | | | | | | |
|-----------|--|----------------------|---------------|---------------|--------|------|------------|------|----------|-----------|-------------|-----|
| | Part Detail | | | List Price | Length | | Maximum OD | | Hex Inch | Weight Lb | Package Qty | |
| | Part Number | Threads | Material | | Inch | mm | Inch | mm | | | Bag | Box |
| 1/4" | V2M2-E | 1/4" - 18 NPTF | steel | \$6.91 | 1.52 | 38.6 | 0.69 | 17.5 | 5/8" | 0.16 | 5 | 50 |
| 1/4" | V2M2-B-E | 1/4" - 18 NPTF | brass | 7.56 | 1.52 | 38.6 | 0.69 | 17.5 | 5/8" | 0.16 | 5 | 50 |
| 1/4" | V2M2-SS-E | 1/4" - 18 NPTF | 316 stainless | 21.96 | 1.52 | 38.6 | 0.69 | 17.5 | 5/8" | 0.16 | 5 | 50 |
| 3/8" | V3M3-E | 3/8" - 18 NPTF | steel | 7.71 | 1.72 | 43.7 | 0.90 | 22.9 | 13/16" | 0.11 | 5 | 50 |
| 3/8" | V3M3-B-E | 3/8" - 18 NPTF | brass | 9.24 | 1.72 | 43.7 | 0.90 | 22.9 | 13/16" | 0.11 | 5 | 50 |
| 3/8" | V3M3-SS-E | 3/8" - 18 NPTF | 316 stainless | 31.93 | 1.72 | 43.7 | 0.90 | 22.9 | 13/16" | 0.11 | 5 | 50 |
| 1/2" | V4M4-E | 1/2" - 14 NPTF | steel | 9.16 | 1.80 | 45.7 | 1.10 | 27.9 | 1" | 0.15 | 5 | 25 |
| 1/2" | V4M4-B-E | 1/2" - 14 NPTF | brass | 11.24 | 1.80 | 45.7 | 1.10 | 27.9 | 1" | 0.15 | 5 | 25 |
| 1/2" | V4M4-SS-E | 1/2" - 14 NPTF | 316 stainless | 39.82 | 1.80 | 45.7 | 1.10 | 27.9 | 1" | 0.15 | 5 | 25 |
| 3/4" | V6M6-E | 3/4" - 14 NPTF | steel | 13.68 | 2.19 | 55.6 | 1.31 | 33.3 | 1-3/16" | 0.30 | 5 | 20 |
| 3/4" | V6M6-B-E | 3/4" - 14 NPTF | brass | 22.66 | 2.19 | 55.6 | 1.31 | 33.3 | 1-3/16" | 0.28 | 5 | 20 |
| 3/4" | V6M6-SS-E | 3/4" - 14 NPTF | 316 stainless | 83.35 | 2.19 | 55.6 | 1.31 | 33.3 | 1-3/16" | 0.28 | 5 | 20 |
| 1" | V8M8-E | 1" - 11 1/2 NPTF | steel | 28.17 | 2.31 | 58.7 | 1.65 | 41.9 | 1-1/2" | 0.40 | - | 10 |
| 1" | V8M8-B-E | 1" - 11 1/2 NPTF | brass | 34.42 | 2.31 | 58.7 | 1.65 | 41.9 | 1-1/2" | 0.40 | - | 10 |
| 1" | V8M8-SS-E | 1" - 11 1/2 NPTF | 316 stainless | 132.22 | 2.31 | 58.7 | 1.65 | 41.9 | 1-1/2" | 0.40 | - | 10 |
| 1-1/4" | V10M10-E | 1-1/4" - 11 1/2 NPTF | steel | 60.42 | 2.14 | 54.4 | 2.06 | 52.3 | 1-7/8" | 0.83 | - | 10 |
| 1-1/4" | V10M10-SS-E | 1-1/4" - 11 1/2 NPTF | 316 stainless | 210.79 | 2.14 | 54.4 | 2.06 | 52.3 | 1-7/8" | 0.83 | - | 10 |
| 1-1/2" | V12M12-E | 1-1/2" - 11 1/2 NPTF | steel | 94.32 | 2.34 | 59.4 | 2.33 | 59.2 | 2-1/8" | 1.08 | - | 5 |
| 1-1/2" | V12M12-SS-E | 1-1/2" - 11 1/2 NPTF | 316 stainless | 303.85 | 2.34 | 59.4 | 2.33 | 59.2 | 2-1/8" | 1.07 | - | 5 |
| 2" | V16M16-E | 2" - 11 1/2 NPTF | steel | 151.38 | 3.06 | 77.7 | 2.74 | 69.6 | 2-1/2" | 1.44 | - | 5 |
| 2" | V16M16-SS-E | 2" - 11 1/2 NPTF | 316 stainless | 419.82 | 3.06 | 77.7 | 2.74 | 69.6 | 2-1/2" | 1.44 | - | 5 |

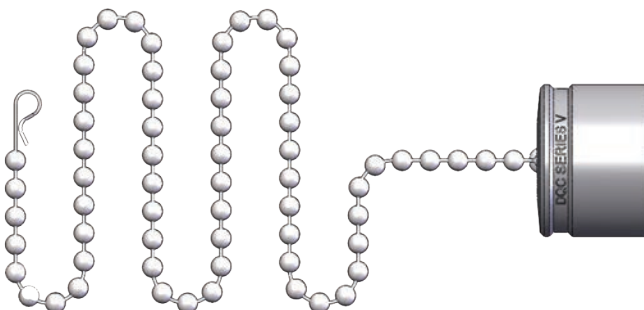


| Body Size | V-Series Dust Caps and Dust Plugs | | | | | |
|-----------|-----------------------------------|-----------------|----------|---------------|-------------|-----|
| | Part Detail | | | List Price | Package Qty | |
| | Coupler Dust Plug | Nipple Dust Cap | Material | | Bag | Box |
| 1/4" | 1HDP | V2DC | Nitrile | \$2.98 | 10 | 50 |
| 3/8" | 3VDP-V3DC | 3VDP-V3DC | Nitrile | 3.31 | 10 | 50 |
| 1/2" | 3KDP-K3DC | 3KDP-K3DC | Nitrile | 2.99 | 10 | 50 |
| 3/4" | 6VDP-V6DC | 6VDP-V6DC | Nitrile | 8.03 | 5 | 25 |
| 1" | 8VDP-V8DC | 8VDP-V8DC | Nitrile | 9.92 | 5 | 25 |

V-Series Hydraulic Couplings



| Body Size | V-Series Coupler Rigid Dust Plug | | | | | | |
|-----------|----------------------------------|---------------|----------|---------------|-----------|-------------|-----|
| | Part Detail | | | List Price | Weight Lb | Package Qty | |
| | Part Number | Lanyard | Body | | | Bag | Box |
| 1/4" | 2VDP-A | SS Bead Chain | aluminum | \$9.54 | 0.02 | 5 | 50 |
| 3/8" | 3VDP-A | SS Bead Chain | aluminum | 10.25 | 0.02 | 5 | 50 |
| 1/2" | 4VDP-A | SS Bead Chain | aluminum | 10.89 | 0.03 | 5 | 25 |
| 3/4" | 6VDP-A | SS Bead Chain | aluminum | 14.71 | 0.09 | 5 | 20 |
| 1" | 8VDP-A | SS Bead Chain | aluminum | 16.38 | 0.14 | - | 10 |
| 1-1/4" | 10VDP-A | SS Bead Chain | aluminum | 24.33 | 0.29 | - | 10 |
| 1-1/2" | 12VDP-A | SS Bead Chain | aluminum | 49.77 | 0.31 | - | 10 |
| 2" | 16VDP-A | SS Bead Chain | aluminum | 84.90 | 0.49 | - | 10 |



| Body Size | V-Series Nipple Rigid Dust Cap | | | | | | |
|-----------|--------------------------------|---------------|----------|---------------|-----------|-------------|-----|
| | Part Detail | | | List Price | Weight Lb | Package Qty | |
| | Part Number | Lanyard | Body | | | Bag | Box |
| 1/4" | V2DC-A | SS Bead Chain | aluminum | \$9.54 | 0.03 | 5 | 50 |
| 3/8" | V3DC-A | SS Bead Chain | aluminum | 10.10 | 0.07 | 5 | 50 |
| 1/2" | V4DC-A | SS Bead Chain | aluminum | 13.92 | 0.13 | 5 | 25 |
| 3/4" | V6DC-A | SS Bead Chain | aluminum | 17.49 | 0.19 | 5 | 20 |
| 1" | V8DC-A | SS Bead Chain | aluminum | 23.85 | 0.26 | - | 10 |
| 1-1/4" | V10DC-A | SS Bead Chain | aluminum | 30.21 | 0.25 | - | 10 |
| 1-1/2" | V12DC-A | SS Bead Chain | aluminum | 58.04 | 0.37 | - | 10 |
| 2" | V16DC-A | SS Bead Chain | aluminum | 72.99 | 0.52 | - | 10 |

V-Series Hydraulic Couplings

| Body Size | V-Series Snap-Tite H/H Interchange Coupler Seal Kits | | | | | | |
|---------------|--|---------------|---------------|---------------|--|-------------|-----|
| | Part Detail | | | List Price | Seal Kit Contents | Package Qty | |
| | Part Number | Coupler Style | Seal Material | | | Bag | Box |
| 1/4" | 2V-SKIT | all | Nitrile | \$4.76 | Body/Adapter O-Rings and PTFE Back-up | 25 | 200 |
| 1/4" | F-2V-SKIT | all | Viton® | 6.94 | Body/Adapter O-Rings and PTFE Back-up | 25 | 200 |
| 1/4" | P-2V-SKIT | all | EPDM | 3.27 | Body/Adapter O-Rings and PTFE Back-up | 25 | 200 |
| 3/8" | 3V-SKIT | all | Nitrile | 5.00 | Body/Adapter O-Rings and PTFE Back-up | 25 | 200 |
| 3/8" | F-3V-SKIT | all | Viton® | 7.38 | Body/Adapter O-Rings and PTFE Back-up | 25 | 200 |
| 3/8" | P-3V-SKIT | all | EPDM | 6.49 | Body/Adapter O-Rings and PTFE Back-up | 25 | 200 |
| 1/2" | 4V-SKIT | all | Nitrile | 5.85 | Body/Adapter O-Rings and PTFE Back-up | 25 | 200 |
| 1/2" | F-4V-SKIT | all | Viton® | 8.48 | Body/Adapter O-Rings and PTFE Back-up | 25 | 200 |
| 1/2" | P-4V-SKIT | all | EPDM | 6.94 | Body/Adapter O-Rings and PTFE Back-up | 25 | 200 |
| 3/4" | 6V-SKIT | all | Nitrile | 8.03 | Body/Adapter O-Rings and PTFE Back-up | 25 | 200 |
| 3/4" | F-6V-SKIT | all | Viton® | 10.84 | Body/Adapter O-Rings and PTFE Back-up | 25 | 200 |
| 3/4" | P-6V-SKIT | all | EPDM | 8.03 | Body/Adapter O-Rings and PTFE Back-up | 25 | 200 |
| 1" | 8V-SKIT | all | Nitrile | 10.21 | Body/Adapter O-Rings and PTFE Back-up | 25 | 200 |
| 1" | F-8V-SKIT | all | Viton® | 13.25 | Body/Adapter O-Rings and PTFE Back-up | 25 | 200 |
| 1" | P-8V-SKIT | all | EPDM | 10.42 | Body/Adapter O-Rings and PTFE Back-up | 25 | 200 |
| 1-1/4" | 10V-SKIT | all | Nitrile | 12.26 | Body/Adapter/Valve O-Rings and Back-up | 10 | 50 |
| 1-1/4" | F-10V-SKIT | all | Viton® | 15.86 | Body/Adapter/Valve O-Rings and Back-up | 10 | 50 |
| 1-1/4" | P-10V-SKIT | all | EPDM | 12.78 | Body/Adapter/Valve O-Rings and Back-up | 10 | 50 |
| 1-1/2" | 12V-SKIT | all | Nitrile | 14.70 | Body/Adapter/Valve O-Rings and Back-up | 10 | 50 |
| 1-1/2" | F-12V-SKIT | all | Viton® | 19.04 | Body/Adapter/Valve O-Rings and Back-up | 10 | 50 |
| 1-1/2" | P-12V-SKIT | all | EPDM | 15.63 | Body/Adapter/Valve O-Rings and Back-up | 10 | 50 |
| 2" | 16V-SKIT | all | Nitrile | 15.76 | Body/Adapter/Valve O-Rings and Back-up | 10 | 50 |
| 2" | F-16V-SKIT | all | Viton® | 20.05 | Body/Adapter/Valve O-Rings and Back-up | 10 | 50 |
| 2" | P-16V-SKIT | all | EPDM | 18.26 | Body/Adapter/Valve O-Rings and Back-up | 10 | 50 |

V-Series Hydraulic Couplings

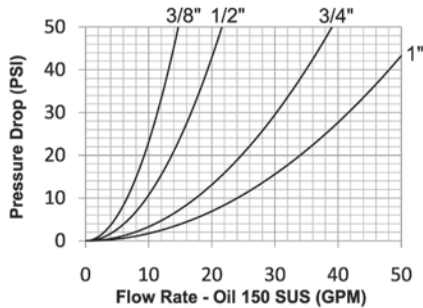
| V-Series Snap-Tite H/IH Interchange Coupler Repair Kits | | | | | | | |
|---|-------------|---------------|---------------|---------------|--|-------------|-----|
| Body Size | Part Detail | | | List Price | Repair Kit Contents (for one coupler) | Package Qty | |
| | Part Number | Coupler Style | Seal Material | | | Bag | Box |
| 1/4" | 2V-RKIT | steel | Nitrile | \$5.58 | Steel Valve Assembly and Adapter O-Ring | 1 | 25 |
| 1/4" | 2V-BRKIT | brass | Nitrile | 6.60 | Brass Valve Assembly and Adapter O-Ring | 1 | 25 |
| 1/4" | 2V-SSRKIT | 316 stainless | Nitrile | 13.72 | 316 SS Valve Assembly and Adapter O-Ring | 1 | 25 |
| 3/8" | 3V-RKIT | steel | Nitrile | 7.40 | Steel Valve Assembly and Adapter O-Ring | 1 | 25 |
| 3/8" | 3V-BRKIT | brass | Nitrile | 8.36 | Brass Valve Assembly and Adapter O-Ring | 1 | 25 |
| 3/8" | 3V-SSRKIT | 316 stainless | Nitrile | 17.10 | 316 SS Valve Assembly and Adapter O-Ring | 1 | 25 |
| 1/2" | 4V-RKIT | steel | Nitrile | 12.55 | Steel Valve Assembly and Adapter O-Ring | 1 | 25 |
| 1/2" | 4V-BRKIT | brass | Nitrile | 16.71 | Brass Valve Assembly and Adapter O-Ring | 1 | 25 |
| 1/2" | 4V-SSRKIT | 316 stainless | Nitrile | 39.57 | 316 SS Valve Assembly and Adapter O-Ring | 1 | 25 |
| 3/4" | 6V-RKIT | steel | Nitrile | 18.79 | Steel Valve Assembly and Adapter O-Ring | 1 | 25 |
| 3/4" | 6V-BRKIT | brass | Nitrile | 29.55 | Brass Valve Assembly and Adapter O-Ring | 1 | 25 |
| 3/4" | 6V-SSRKIT | 316 stainless | Nitrile | 69.96 | 316 SS Valve Assembly and Adapter O-Ring | 1 | 25 |
| 1" | 8V-RKIT | steel | Nitrile | 31.34 | Steel Valve Assembly and Adapter O-Ring | 1 | 25 |
| 1" | 8V-BRKIT | brass | Nitrile | 46.91 | Brass Valve Assembly and Adapter O-Ring | 1 | 25 |
| 1" | 8V-SSRKIT | 316 stainless | Nitrile | 111.08 | 316 SS Valve Assembly and Adapter O-Ring | 1 | 25 |
| 1-1/4" | 140030-10 | steel | Nitrile | 32.72 | Steel Valve Assembly and Adapter O-Ring | 1 | 25 |
| 1-1/4" | 140032-10 | 316 stainless | Nitrile | 101.07 | 316 SS Valve Assembly and Adapter O-Ring | 1 | 25 |
| 1-1/2" | 140030-12 | steel | Nitrile | 40.88 | Steel Valve Assembly and Adapter O-Ring | 1 | 25 |
| 1-1/2" | 140032-12 | 316 stainless | Nitrile | 111.68 | 316 SS Valve Assembly and Adapter O-Ring | 1 | 25 |
| 2" | 140030-16 | steel | Nitrile | 51.12 | Steel Valve Assembly and Adapter O-Ring | 1 | 25 |
| 2" | 140032-16 | 316 stainless | Nitrile | 139.61 | 316 SS Valve Assembly and Adapter O-Ring | 1 | 25 |

| V-Series Snap-Tite H/IH Interchange Nipple Repair Kits | | | | | | | |
|--|-------------|---------------|---------------|---------------|--|-------------|-----|
| Body Size | Part Detail | | | List Price | Repair Kit Contents (for one nipple) | Package Qty | |
| | Part Number | Coupler Style | Seal Material | | | Bag | Box |
| 1/4" | V2-RKIT | steel | Nitrile | \$5.58 | Steel Valve Assembly and Adapter O-Ring | 1 | 25 |
| 1/4" | V2-BRKIT | brass | Nitrile | 6.60 | Brass Valve Assembly and Adapter O-Ring | 1 | 25 |
| 1/4" | V2-SSRKIT | 316 stainless | Nitrile | 13.72 | 316 SS Valve Assembly and Adapter O-Ring | 1 | 25 |
| 3/8" | V3-RKIT | steel | Nitrile | 7.40 | Steel Valve Assembly and Adapter O-Ring | 1 | 25 |
| 3/8" | V3-BRKIT | brass | Nitrile | 8.61 | Brass Valve Assembly and Adapter O-Ring | 1 | 25 |
| 3/8" | V3-SSRKIT | 316 stainless | Nitrile | 17.10 | 316 SS Valve Assembly and Adapter O-Ring | 1 | 25 |
| 1/2" | V4-RKIT | steel | Nitrile | 12.04 | Steel Valve Assembly and Adapter O-Ring | 1 | 25 |
| 1/2" | V4-BRKIT | brass | Nitrile | 16.52 | Brass Valve Assembly and Adapter O-Ring | 1 | 25 |
| 1/2" | V4-SSRKIT | 316 stainless | Nitrile | 37.35 | 316 SS Valve Assembly and Adapter O-Ring | 1 | 25 |
| 3/4" | V6-RKIT | steel | Nitrile | 18.57 | Steel Valve Assembly and Adapter O-Ring | 1 | 25 |
| 3/4" | V6-BRKIT | brass | Nitrile | 28.58 | Brass Valve Assembly and Adapter O-Ring | 1 | 25 |
| 3/4" | V6-SSRKIT | 316 stainless | Nitrile | 67.71 | 316 SS Valve Assembly and Adapter O-Ring | 1 | 25 |
| 1" | V8-RKIT | steel | Nitrile | 27.21 | Steel Valve Assembly and Adapter O-Ring | 1 | 25 |
| 1" | V8-BRKIT | brass | Nitrile | 35.00 | Brass Valve Assembly and Adapter O-Ring | 1 | 25 |
| 1" | V8-SSRKIT | 316 stainless | Nitrile | 82.91 | 316 SS Valve Assembly and Adapter O-Ring | 1 | 25 |
| 1-1/4" | 140030-10 | steel | Nitrile | 32.72 | Steel Valve Assembly and Adapter O-Ring | 1 | 25 |
| 1-1/4" | 140032-10 | 316 stainless | Nitrile | 101.07 | 316 SS Valve Assembly and Adapter O-Ring | 1 | 25 |
| 1-1/2" | 140030-12 | steel | Nitrile | 40.88 | Steel Valve Assembly and Adapter O-Ring | 1 | 25 |
| 1-1/2" | 140032-12 | 316 stainless | Nitrile | 111.68 | 316 SS Valve Assembly and Adapter O-Ring | 1 | 25 |
| 2" | 140030-16 | steel | Nitrile | 51.12 | Steel Valve Assembly and Adapter O-Ring | 1 | 25 |
| 2" | 140032-16 | 316 stainless | Nitrile | 139.61 | 316 SS Valve Assembly and Adapter O-Ring | 1 | 25 |

TR-Series Hydraulic Couplings

Interchange Data:

- TEMA European Interchange
- TEMA 3800, 5000, 7500, 10000 Series
- CEJN Series 525



Materials:

- Machined components are manufactured using solid steel bar stock.
- Stainless steel balls, retaining rings, and springs maximize corrosion resistance and extend service life.
- Steel componentry is plated using ROHS Compliant Trivalent Chrome.
- Steel coupler sleeves are hardened to resist deformation and maximize service life.
- Steel nipples are hardened to provide heavy duty performance.

Seal Components:

- Nitrile (Buna-N) seals are standard, providing a temperature range of -40°F to +250°F (-40°C to +121°C).
- Couplers have a redundant O-Ring sealing system (dual O-Rings with inner PTFE back-up ring).
- Valve seals are crimped in place to maintain integrity during excessive flow conditions and pressurized connection.

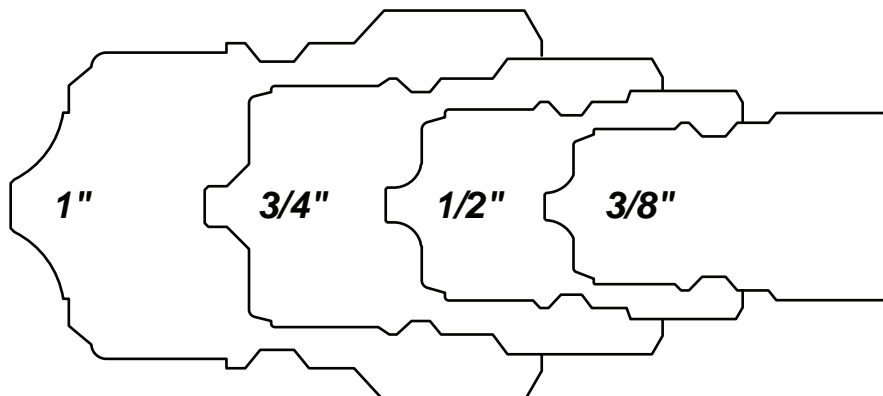
Rated Pressure Chart:

| Body Size | R-Series TEMA European Interchange (Connected) | | | |
|-----------|--|-----|--------|-------|
| | Steel Coupler/Plug | | | |
| | Maximum Working | | Burst | |
| | PSI | Bar | PSI | Bar |
| 3/8" | 5,000 | 345 | 20,000 | 1,400 |
| 1/2" | 4,000 | 275 | 16,500 | 1,100 |
| 3/4" | 4,000 | 275 | 15,400 | 1,000 |
| 1" | 3,200 | 220 | 12,800 | 900 |


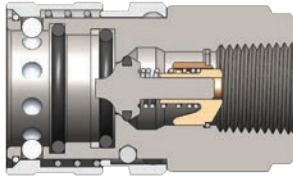
Technical Specifications:

| Body Size | Interchange Standards | | | | Functional Parameters | | | | |
|-----------|-----------------------|-----------------|-------------------------|---------------------|-----------------------|---------------|------------|----------------|------------------|
| | U.S. Military | U.S. Government | International Standards | ANSI/NFPA Standards | Locking Ball Quantity | Air Inclusion | Fluid Loss | Vacuum Inch HG | Flow ΔP = 22 PSI |
| 3/8" | - | - | - | - | 9 | 2.8cc | 1.9cc | 28 | 10 GPM |
| 1/2" | - | - | - | - | 9 | 3.9cc | 3.1cc | 28 | 15 GPM |
| 3/4" | - | - | - | - | 9 | 10.5cc | 10.1cc | 28 | 26 GPM |
| 1" | - | - | - | - | 9 | 14.7cc | 14.2cc | 28 | 36 GPM |


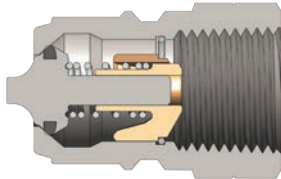
TR Interchange Profiles



TR-Series Hydraulic Couplings



| Body Size | TR-Series TEMA European Interchange Coupler (Female Threads) | | | | | | | | | | | |
|-----------|--|------------------|----------|----------------|--------|------|------------|------|--------|-----------|-------------|-----|
| | Part Detail | | | List Price | Length | | Maximum OD | | Hex mm | Weight Lb | Package Qty | |
| | Part Number | Threads | Material | | Inch | mm | Inch | mm | | | Bag | Box |
| 3/8" | 3TRF3 | 3/8" - 18 NPTF | steel | \$80.34 | 2.52 | 64.0 | 1.38 | 35.0 | 30 | 0.51 | 10 | 50 |
| 3/8" | 3TRBF3 | 3/8" - 19 BSPP | steel | 80.34 | 2.52 | 64.0 | 1.38 | 35.0 | 30 | 0.51 | 10 | 50 |
| 1/2" | 4TRF4 | 1/2" - 14 NPTF | steel | 95.39 | 2.62 | 66.5 | 1.57 | 40.0 | 36 | 0.80 | 5 | 25 |
| 1/2" | 4TRBF4 | 1/2" - 14 BSPP | steel | 95.39 | 2.62 | 66.5 | 1.57 | 40.0 | 36 | 0.80 | 5 | 25 |
| 3/4" | 6TRF6 | 3/4" - 14 NPTF | steel | 122.53 | 3.35 | 85.0 | 2.05 | 52.0 | 41 | 1.40 | - | 10 |
| 3/4" | 6TRBF6 | 3/4" - 14 BSPP | steel | 122.53 | 3.35 | 85.0 | 2.05 | 52.0 | 41 | 1.40 | - | 10 |
| 1" | 8TRF8 | 1" - 11 1/2 NPTF | steel | 185.46 | 3.90 | 99.0 | 2.56 | 65.0 | 55 | 1.95 | - | 10 |
| 1" | 8TRBF8 | 1" - 11 BSPP | steel | 185.46 | 3.90 | 99.0 | 2.56 | 65.0 | 55 | 1.95 | - | 10 |



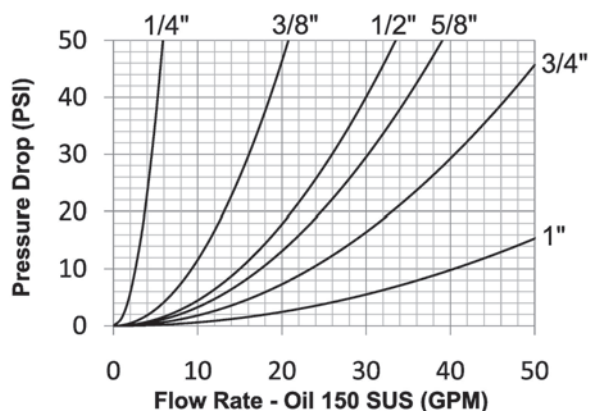
| Body Size | TR-Series TEMA European Interchange Nipple (Female Threads) | | | | | | | | | | | |
|-----------|---|------------------|----------|----------------|--------|------|------------|------|--------|-----------|-------------|-----|
| | Part Detail | | | List Price | Length | | Maximum OD | | Hex mm | Weight Lb | Package Qty | |
| | Part Number | Threads | Material | | Inch | mm | Inch | mm | | | Bag | Box |
| 3/8" | TR3F3 | 3/8" - 18 NPTF | steel | \$29.22 | 1.59 | 40.5 | 1.00 | 25.4 | 22 | 0.16 | 10 | 50 |
| 3/8" | TR3BF3 | 3/8" - 19 BSPP | steel | 29.22 | 1.59 | 40.5 | 1.00 | 25.4 | 22 | 0.16 | 10 | 50 |
| 1/2" | TR4F4 | 1/2" - 14 NPTF | steel | 33.69 | 1.63 | 41.5 | 1.23 | 31.1 | 27 | 0.26 | 5 | 25 |
| 1/2" | TR4BF4 | 1/2" - 14 BSPP | steel | 33.69 | 1.63 | 41.5 | 1.23 | 31.1 | 27 | 0.26 | 5 | 25 |
| 3/4" | TR6F6 | 3/4" - 14 NPTF | steel | 53.66 | 2.20 | 56.0 | 1.63 | 41.5 | 36 | 0.46 | - | 10 |
| 3/4" | TR6BF6 | 3/4" - 14 BSPP | steel | 53.66 | 2.20 | 56.0 | 1.63 | 41.5 | 36 | 0.46 | - | 10 |
| 1" | TR8F8 | 1" - 11 1/2 NPTF | steel | 79.33 | 2.48 | 63.0 | 2.09 | 53.0 | 46 | 0.80 | - | 10 |
| 1" | TR8BF8 | 1" - 11 BSPP | steel | 79.33 | 2.48 | 63.0 | 2.09 | 53.0 | 46 | 0.80 | - | 10 |

| Body Size | TR-Series TEMA European Coupler Seal Kits | | | | | | |
|-----------|---|---------------|---------------|---------------|-------------------|-------------|-----|
| | Part Detail | | | List Price | Seal Kit Contents | Package Qty | |
| | Part Number | Coupler Style | Seal Material | | | Bag | Box |
| 3/8" | 3TR-SKIT | all | Nitrile | \$4.60 | Two O-Rings | 25 | 200 |
| 1/2" | 4TR-SKIT | all | Nitrile | 5.34 | Two O-Rings | 25 | 200 |
| 3/4" | 6TR-SKIT | all | Nitrile | 7.08 | Two O-Rings | 25 | 200 |
| 1" | 8TR-SKIT | all | Nitrile | 9.41 | Two O-Rings | 25 | 200 |

HT-Series Hydraulic Couplings

Interchange Data:

- Interchangeable to ISO16028
- Parker FEM-Series, Snap-Tite 74-Series, Hansen FF, Aeroquip/Eaton FD89, Stucchi FIRG/Series 'A', FASTER FFN/FFI/2FFN/2FFI, Safeway FF49-Series



Materials:

- Machined components are manufactured using solid steel or 316 stainless steel bar stock.
- Stainless steel balls, retaining rings, and springs maximize corrosion resistance and extend service life.
- Steel componentry is plated using ROHS Compliant Trivalent Chrome.
- Steel coupler sleeves are hardened to resist deformation and maximize service life.
- Steel nipples are hardened to provide resistance to brinelling during impulse service.

Seal Components:

- 1/4" to 3/4" nipples have molded Polyurethane valve seals, with a temperature range of -65°F to +212°F (-54°C to +100°C).
- 1" nipples have Nitrile-Energized PTFE valve seals, with a temperature range of -40°F to +250°F (-40°C to +121°C).
- Couplers have a polyurethane valve stem O-Ring, with a temperature range of -65°F to +212°F (-54°C to +100°C).
- Ancillary coupler and nipple seals are Nitrile (Buna-N), temperature range of -40°F to +250°F (-40°C to +121°C).
- PTFE Anti-Extrusion ring protects main coupling valve seal from dynamic impulse pressure damage.

Rated Pressure Chart:

| Body Size | HT-Series ISO16028 Flushface | | | | | | | | | | | | | | | |
|-----------|------------------------------|-----|--------|------|----------------------------|-----|--------|------|-------------------------|-----|--------|------|----------------------|-----|--------|------|
| | Steel Coupler/Plug Coupled | | | | 316SS Coupler/Plug Coupled | | | | Steel Coupler Uncoupled | | | | Steel Plug Uncoupled | | | |
| | Max. Working | | Burst | | Max. Working | | Burst | | Max. Working | | Burst | | Max. Working | | Burst | |
| | PSI | Bar | PSI | Bar | PSI | Bar | PSI | Bar | PSI | Bar | PSI | Bar | PSI | Bar | PSI | Bar |
| 1/4" | 4575 | 316 | 18,300 | 1262 | - | - | - | - | 4575 | 316 | 18,300 | 1262 | 4575 | 316 | 18,300 | 1262 |
| 3/8" | 4375 | 302 | 17,500 | 1207 | 3500 | 241 | 17,500 | 1207 | 4375 | 302 | 17,500 | 1207 | 4375 | 302 | 17,500 | 1207 |
| 1/2" | 4250 | 293 | 17,000 | 1172 | 3400 | 234 | 17,000 | 1172 | 4250 | 293 | 17,000 | 1172 | 4250 | 293 | 17,000 | 1172 |
| 5/8" | 3650 | 252 | 14,600 | 1007 | 2920 | 201 | 14,600 | 1007 | 3650 | 252 | 14,600 | 1007 | 3650 | 252 | 14,600 | 1007 |
| 3/4" | 3650 | 252 | 14,600 | 1007 | 2920 | 201 | 14,600 | 1007 | 3650 | 252 | 14,600 | 1007 | 3650 | 252 | 14,600 | 1007 |
| 1" | 3650 | 252 | 14,600 | 1007 | 2920 | 201 | 14,600 | 1007 | 3650 | 252 | 14,600 | 1007 | 3650 | 252 | 14,600 | 1007 |

Technical Specifications:

| Body Size | Interchange Standards | | | | Functional Parameters | | | | |
|-----------|-----------------------|-----------------|-------------------------|---------------------|-----------------------|---------------|------------|----------------|------------------|
| | U.S. Military | U.S. Government | International Standards | ANSI/NFPA Standards | Locking Ball Quantity | Air Inclusion | Fluid Loss | Vacuum Inch HG | Flow ΔP = 15 PSI |
| 1/4" | - | - | ISO16028 | - | 12 | 0.020cc | 0.015cc | N/R | 3.2 GPM |
| 3/8" | - | - | ISO16028 | T3.20.15 | 12 | 0.020cc | 0.015cc | N/R | 11 GPM |
| 1/2" | - | - | ISO16028 | - | 12 | 0.070cc | 0.020cc | N/R | 18 GPM |
| 5/8" | - | - | ISO16028 | - | 12 | 0.070cc | 0.030cc | N/R | 21 GPM |
| 3/4" | - | - | ISO16028 | - | 12 | 0.100cc | 0.150cc | N/R | 28 GPM |
| 1" | - | - | ISO16028 | - | 12 | 0.150cc | 0.200cc | N/R | 50 GPM |

List Price Seal Option Adders:

| Body Size | Standard Seal Options | | | | | | | | | | Kalrez® Seal Options | | | | | | Treatments | | | |
|-----------|-----------------------|--------|------|--------|------------|-------|-------------|-------|--------------|-------|----------------------|-------|------|-------|------|-------|------------|-------|-----------|---------|
| | Viton® | | EPDM | | FDA Viton® | | Mil-Nitrile | | Fuel Nitrile | | Silicone | | 4079 | | 6375 | | 7075 | | Oxy-Clean | |
| | Pre | Add\$ | Pre | Add\$ | Pre | Add\$ | Pre | Add\$ | Pre | Add\$ | Pre | Add\$ | Pre | Add\$ | Pre | Add\$ | Pre | Add\$ | Suf | Add\$ |
| 1/4" | F- | \$5.00 | P- | \$5.00 | D- | POR | M- | POR | JF- | POR | S- | POR | K4- | POR | K6- | POR | K7- | POR | -C1 | \$16.00 |
| 3/8" | F- | 6.65 | P- | 6.65 | D- | POR | M- | POR | JF- | POR | S- | POR | K4- | POR | K6- | POR | K7- | POR | -C1 | 16.00 |
| 1/2" | F- | 6.84 | P- | 6.84 | D- | POR | M- | POR | JF- | POR | S- | POR | K4- | POR | K6- | POR | K7- | POR | -C1 | 16.00 |
| 5/8" | F- | 6.84 | P- | 6.84 | D- | POR | M- | POR | JF- | POR | S- | POR | K4- | POR | K6- | POR | K7- | POR | -C1 | 19.00 |
| 3/4" | F- | 7.90 | P- | 7.90 | D- | POR | M- | POR | JF- | POR | S- | POR | K4- | POR | K6- | POR | K7- | POR | -C1 | 21.00 |
| 1" | F- | 12.18 | P- | 12.18 | D- | POR | M- | POR | JF- | POR | S- | POR | K4- | POR | K6- | POR | K7- | POR | -C1 | 24.00 |

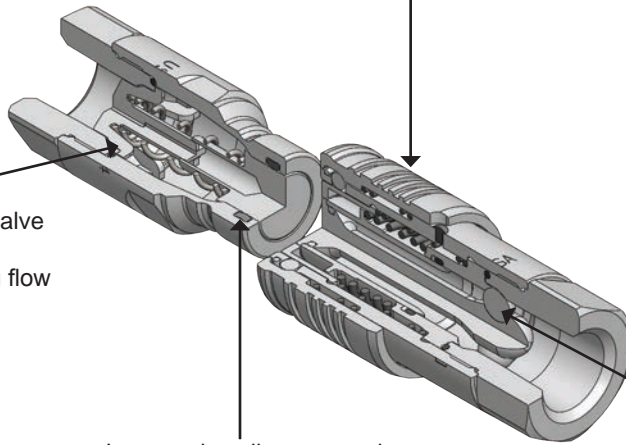
HT-Series Hydraulic Couplings

Compact Profile!

Bulkhead mountable sleeve for breakaway, multi-plate, or Blindmate installations.

High Flow Performance!

High strength laser-cut valve guide maximizes valve stability while minimizing flow restriction.



DORS (dual opposing retention spheres) retention system prevents valve stem ejection during surge flow and pressure spike conditions.

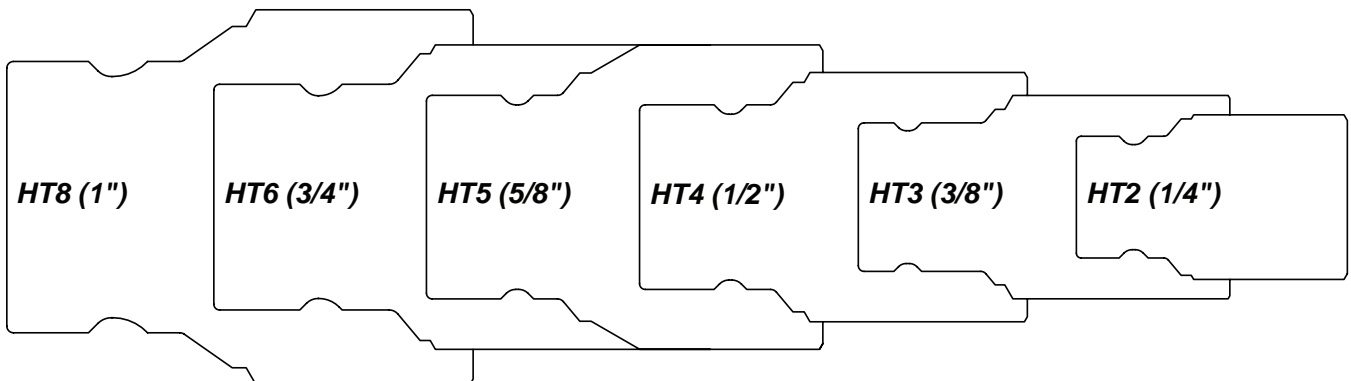
Improved sealing system incorporates a high performance molded polyurethane or O-ring energized PTFE valve seal.

Easily Rebuildable Coupler & Nipple!


Using the Nipple Profile Dimensions to Select Proper Size

| ISO16028 Body Size | Minimum Dimension 'X' Measurement | Maximum Dimension 'X' Measurement |
|--------------------|-----------------------------------|-----------------------------------|
| 1/4" | 0.634" (16.10 mm) | 0.638" (16.20 mm) |
| 3/8" | 0.774" (19.66 mm) | 0.779" (19.79 mm) |
| 1/2" | 0.963" (24.45 mm) | 0.968" (24.58 mm) |
| 5/8" | 1.061" (26.95 mm) | 1.066" (27.08 mm) |
| 3/4" | 1.176" (29.87 mm) | 1.181" (30.00 mm) |
| 1" | 1.415" (35.94mm) | 1.420" (36.07 mm) |

Using the Profile Layover to Select Proper Size




HT-Series Hydraulic Couplings



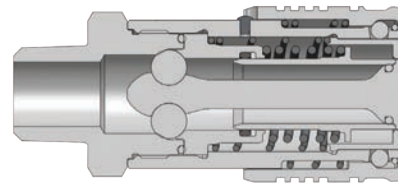

| Body Size | HT-Series ISO16028 Flushface Interchange Coupler (Female Threads) | | | | | | | | | | | |
|-----------|---|----------------------|---------------|----------------|--------|-------|------------|------|----------|-----------|-------------|-----|
| | Part Detail | | | List Price | Length | | Maximum OD | | Hex Inch | Weight Lb | Package Qty | |
| | Part Number | Threads | Material | | Inch | mm | Inch | mm | | | Bag | Box |
| 1/4" | 2HTF2 | 1/4" - 18 NPTF | steel | \$69.88 | 1.98 | 50.3 | 1.11 | 28.3 | 7/8" | 0.23 | - | 25 |
| 1/4" | 2HTBF2 | 1/4" - 19 BSPP | steel | 69.88 | 1.98 | 50.3 | 1.11 | 28.3 | 7/8" | 0.23 | - | 25 |
| 3/8" | 3HTF3 | 3/8" - 18 NPTF | steel | 72.06 | 2.50 | 63.5 | 1.24 | 31.5 | 1" | 0.44 | - | 25 |
| 3/8" | 3HTF3-SS | 3/8" - 18 NPTF | 316 stainless | 294.79 | 2.50 | 63.5 | 1.24 | 31.5 | 1" | 0.44 | - | 25 |
| 3/8" | 3HTBF3 | 3/8" - 19 BSPP | steel | 72.06 | 2.50 | 63.5 | 1.24 | 31.5 | 1" | 0.44 | - | 25 |
| 3/8" | 3HTBF3-SS | 3/8" - 19 BSPP | 316 stainless | 294.79 | 2.50 | 63.5 | 1.24 | 31.5 | 1" | 0.44 | - | 25 |
| 3/8" | 3HTOF3 | 9/16" - 18 ORB | steel | 72.06 | 2.50 | 63.5 | 1.24 | 31.5 | 1" | 0.49 | - | 25 |
| 3/8" | 3HTF4 | 1/2" - 14 NPTF | steel | 72.06 | 2.72 | 69.1 | 1.24 | 31.5 | 1-1/8" | 0.48 | - | 25 |
| 3/8" | 3HTF4-SS | 1/2" - 14 NPTF | 316 stainless | 294.79 | 2.72 | 69.1 | 1.24 | 31.5 | 1-1/8" | 0.48 | - | 25 |
| 3/8" | 3HTBF4 | 1/2" - 14 BSPP | steel | 72.06 | 2.72 | 69.1 | 1.24 | 3.5 | 1-1/8" | 0.48 | - | 25 |
| 3/8" | 3HTBF4-SS | 1/2" - 14 BSPP | 316 stainless | 294.79 | 2.72 | 69.1 | 1.24 | 31.5 | 1-1/8" | 0.48 | - | 25 |
| 3/8" | 3HTOF4 | 3/4" - 16 ORB | steel | 72.06 | 2.72 | 69.1 | 1.24 | 31.5 | 1-1/8" | 0.53 | - | 25 |
| 1/2" | 4HTF4 | 1/2" - 14 NPTF | steel | 87.34 | 3.02 | 76.7 | 1.54 | 39.1 | 1-3/16" | 0.86 | - | 20 |
| 1/2" | 4HTF4-SS | 1/2" - 14 NPTF | 316 stainless | 333.72 | 3.02 | 76.7 | 1.54 | 39.1 | 1-3/16" | 0.86 | - | 20 |
| 1/2" | 4HTBF4 | 1/2" - 14 BSPP | steel | 87.34 | 3.02 | 76.7 | 1.54 | 39.1 | 1-3/16" | 0.86 | - | 20 |
| 1/2" | 4HTBF4-SS | 1/2" - 14 BSPP | 316 stainless | 333.72 | 3.02 | 76.7 | 1.54 | 39.1 | 1-3/16" | 0.86 | - | 20 |
| 1/2" | 4HTOF4 | 3/4" - 16 ORB | steel | 92.80 | 3.02 | 76.7 | 1.54 | 39.1 | 1-3/16" | 0.86 | - | 20 |
| 1/2" | 4HTOF5 | 7/8" - 14 ORB | steel | 92.80 | 3.12 | 79.2 | 1.54 | 39.1 | 1-5/16" | 0.92 | - | 20 |
| 1/2" | 4HTF6 | 3/4" - 14 NPTF | steel | 92.80 | 3.22 | 81.8 | 1.54 | 39.1 | 1-5/16" | 0.98 | - | 20 |
| 1/2" | 4HTF6-SS | 3/4" - 14 NPTF | 316 stainless | 355.97 | 3.22 | 81.8 | 1.54 | 39.1 | 1-5/16" | 0.98 | - | 20 |
| 1/2" | 4HTBF6 | 3/4" - 14 BSPP | steel | 92.80 | 3.22 | 81.8 | 1.54 | 39.1 | 1-5/16" | 0.98 | - | 20 |
| 1/2" | 4HTBF6-SS | 3/4" - 14 BSPP | 316 stainless | 355.97 | 3.22 | 81.8 | 1.54 | 39.1 | 1-5/16" | 0.98 | - | 20 |
| 1/2" | 4HTOF6 | 1-1/16" - 12 ORB | steel | 92.80 | 3.42 | 86.9 | 1.54 | 39.1 | 1-5/16" | 0.96 | - | 20 |
| 5/8" | 5HTOF5 | 7/8" - 14 ORB | steel | 131.02 | 3.32 | 84.3 | 1.67 | 42.4 | 1-1/2" | 1.58 | - | 10 |
| 5/8" | 5HTF6 | 3/4" - 14 NPTF | steel | 125.56 | 3.32 | 84.3 | 1.67 | 42.4 | 1-1/2" | 1.51 | - | 10 |
| 5/8" | 5HTF6-SS | 3/4" - 14 NPTF | 316 stainless | 467.21 | 3.32 | 84.3 | 1.67 | 42.4 | 1-1/2" | 1.51 | - | 10 |
| 5/8" | 5HTBF6 | 3/4" - 14 BSPP | steel | 125.56 | 3.32 | 84.3 | 1.67 | 42.4 | 1-1/2" | 1.51 | - | 10 |
| 5/8" | 5HTBF6-SS | 3/4" - 14 BSPP | 316 stainless | 467.21 | 3.32 | 84.3 | 1.67 | 42.4 | 1-1/2" | 1.51 | - | 10 |
| 5/8" | 5HTOF6 | 1-1/16" - 12 ORB | steel | 131.02 | 3.32 | 84.3 | 1.67 | 42.4 | 1-1/2" | 1.49 | - | 10 |
| 3/4" | 6HTOF5 | 7/8" - 14 ORB | steel | 190.80 | 3.70 | 94.0 | 1.85 | 47.0 | 1-1/2" | 1.82 | - | 10 |
| 3/4" | 6HTF6 | 3/4" - 14 NPTF | steel | 196.52 | 3.70 | 94.0 | 1.85 | 47.0 | 1-1/2" | 1.82 | - | 10 |
| 3/4" | 6HTF6-SS | 3/4" - 14 NPTF | 316 stainless | 611.82 | 3.70 | 94.0 | 1.85 | 47.0 | 1-1/2" | 1.82 | - | 10 |
| 3/4" | 6HTBF6 | 3/4" - 14 BSPP | steel | 196.52 | 3.70 | 94.0 | 1.85 | 47.0 | 1-1/2" | 1.82 | - | 10 |
| 3/4" | 6HTBF6-SS | 3/4" - 14 BSPP | 316 stainless | 611.82 | 3.70 | 94.0 | 1.85 | 47.0 | 1-1/2" | 1.82 | - | 10 |
| 3/4" | 6HTOF6 | 1-1/16" - 12 ORB | steel | 196.52 | 3.70 | 94.0 | 1.85 | 47.0 | 1-1/2" | 1.91 | - | 10 |
| 3/4" | 6HTF8 | 1" - 11 1/2 NPTF | steel | 196.52 | 3.82 | 97.0 | 1.92 | 48.8 | 1-3/4" | 2.06 | - | 10 |
| 3/4" | 6HTF8-SS | 1" - 11 1/2 NPTF | 316 stainless | 611.82 | 3.82 | 97.0 | 1.92 | 48.8 | 1-3/4" | 2.06 | - | 10 |
| 3/4" | 6HTBF8 | 1" - 11 BSPP | steel | 196.52 | 3.82 | 97.0 | 1.92 | 48.8 | 1-3/4" | 2.06 | - | 10 |
| 3/4" | 6HTBF8-SS | 1" - 11 BSPP | 316 stainless | 611.82 | 3.82 | 97.0 | 1.92 | 48.8 | 1-3/4" | 2.06 | - | 10 |
| 3/4" | 6HTOF8 | 1-5/16" - 12 ORB | steel | 196.52 | 3.82 | 97.0 | 1.92 | 48.8 | 1-3/4" | 2.16 | - | 10 |
| 1" | 8HTF8 | 1" - 11 1/2 NPTF | steel | 272.95 | 4.24 | 107.7 | 2.29 | 58.2 | 1-3/4" | 2.67 | - | 10 |
| 1" | 8HTF8-SS | 1" - 11 1/2 NPTF | 316 stainless | 1056.78 | 4.24 | 107.7 | 2.29 | 58.2 | 1-3/4" | 2.67 | - | 10 |
| 1" | 8HTBF8 | 1" - 11 BSPP | steel | 272.95 | 4.24 | 107.7 | 2.29 | 58.2 | 1-3/4" | 2.67 | - | 10 |
| 1" | 8HTBF8-SS | 1" - 11 BSPP | 316 stainless | 1056.78 | 4.24 | 107.7 | 2.29 | 58.2 | 1-3/4" | 2.67 | - | 10 |
| 1" | 8HTOF8 | 1-5/16" - 12 ORB | steel | 272.95 | 4.24 | 107.7 | 2.29 | 58.2 | 1-3/4" | 2.68 | - | 10 |
| 1" | 8HTF10 | 1-1/4" - 11 1/2 NPTF | steel | 283.87 | 4.34 | 110.2 | 2.29 | 58.2 | 2" | 2.75 | - | 10 |
| 1" | 8HTF10-SS | 1-1/4" - 11 1/2 NPTF | 316 stainless | 1112.40 | 4.34 | 110.2 | 2.29 | 58.2 | 2" | 2.75 | - | 10 |
| 1" | 8HTBF10 | 1-1/4" - 11 BSPP | steel | 283.87 | 4.29 | 109.0 | 2.29 | 58.2 | 2" | 2.75 | - | 10 |
| 1" | 8HTBF10-SS | 1-1/4" - 11 BSPP | 316 stainless | 1112.40 | 4.29 | 109.0 | 2.29 | 58.2 | 2" | 2.75 | - | 10 |
| 1" | 8HTOF10 | 1-5/8" - 12 ORB | steel | 283.87 | 4.24 | 107.7 | 2.29 | 58.2 | 2" | 2.84 | - | 10 |

HT-Series Hydraulic Couplings




| Body Size | HT-Series ISO16028 Flushface Interchange Nipple (Female Threads) | | | | | | | | | | | |
|-----------|--|----------------------|---------------|----------------|--------|-------|------------|------|----------|-----------|-------------|-----|
| | Part Detail | | | List Price | Length | | Maximum OD | | Hex Inch | Weight Lb | Package Qty | |
| | Part Number | Threads | Material | | Inch | mm | Inch | mm | | | Bag | Box |
| 1/4" | HT2F2 | 1/4" - 18 NPTF | steel | \$28.39 | 1.89 | 48.00 | 0.97 | 24.6 | 7/8" | 0.16 | - | 25 |
| 1/4" | HT2BF2 | 1/4" - 19 BSPP | steel | 28.39 | 1.89 | 48.00 | 0.97 | 24.6 | 7/8" | 0.16 | - | 25 |
| 3/8" | HT3F3 | 3/8" - 18 NPTF | steel | 30.57 | 2.48 | 63.0 | 1.10 | 27.9 | 1" | 0.27 | - | 25 |
| 3/8" | HT3F3-SS | 3/8" - 18 NPTF | 316 stainless | 116.80 | 2.48 | 63.0 | 1.10 | 27.9 | 1" | 0.27 | - | 25 |
| 3/8" | HT3BF3 | 3/8" - 19 BSPP | steel | 30.57 | 2.48 | 63.0 | 1.10 | 27.9 | 1" | 0.27 | - | 25 |
| 3/8" | HT3BF3-SS | 3/8" - 19 BSPP | 316 stainless | 116.80 | 2.48 | 63.0 | 1.10 | 27.9 | 1" | 0.27 | - | 25 |
| 3/8" | HT3OF3 | 9/16" - 18 ORB | steel | 30.57 | 2.48 | 63.0 | 1.10 | 27.9 | 1" | 0.34 | - | 25 |
| 3/8" | HT3F4 | 1/2" - 14 NPTF | steel | 30.57 | 2.70 | 68.6 | 1.24 | 31.5 | 1-1/8" | 0.31 | - | 25 |
| 3/8" | HT3F4-SS | 1/2" - 14 NPTF | 316 stainless | 116.80 | 2.70 | 68.6 | 1.24 | 31.5 | 1-1/8" | 0.31 | - | 25 |
| 3/8" | HT3BF4 | 1/2" - 14 BSPP | steel | 30.57 | 2.70 | 68.6 | 1.24 | 31.5 | 1-1/8" | 0.31 | - | 25 |
| 3/8" | HT3BF4-SS | 1/2" - 14 BSPP | 316 stainless | 116.80 | 2.70 | 68.6 | 1.24 | 31.5 | 1-1/8" | 0.31 | - | 25 |
| 3/8" | HT3OF4 | 3/4" - 16 ORB | steel | 30.57 | 2.70 | 68.6 | 1.24 | 31.5 | 1-1/8" | 0.35 | - | 25 |
| 1/2" | HT4F4 | 1/2" - 14 NPTF | steel | 49.13 | 2.63 | 66.8 | 1.31 | 33.3 | 1-3/16" | 0.42 | - | 20 |
| 1/2" | HT4F4-SS | 1/2" - 14 NPTF | 316 stainless | 200.23 | 2.63 | 66.8 | 1.31 | 33.3 | 1-3/16" | 0.42 | - | 20 |
| 1/2" | HT4BF4 | 1/2" - 14 BSPP | steel | 49.13 | 2.63 | 66.8 | 1.31 | 33.3 | 1-3/16" | 0.42 | - | 20 |
| 1/2" | HT4BF4-SS | 1/2" - 14 BSPP | 316 stainless | 200.23 | 2.63 | 66.8 | 1.31 | 33.3 | 1-3/16" | 0.42 | - | 20 |
| 1/2" | HT4OF4 | 3/4" - 16 ORB | steel | 54.59 | 2.63 | 66.8 | 1.31 | 33.3 | 1-3/16" | 0.40 | - | 20 |
| 1/2" | HT4OF5 | 7/8" - 14 ORB | steel | 54.59 | 2.63 | 69.3 | 1.31 | 33.3 | 1-5/16" | 0.43 | - | 20 |
| 1/2" | HT4F6 | 3/4" - 14 NPTF | steel | 54.59 | 2.73 | 71.9 | 1.44 | 36.6 | 1-5/16" | 0.53 | - | 20 |
| 1/2" | HT4F6-SS | 3/4" - 14 NPTF | 316 stainless | 222.48 | 2.83 | 71.9 | 1.44 | 36.6 | 1-5/16" | 0.53 | - | 20 |
| 1/2" | HT4BF6 | 3/4" - 14 BSPP | steel | 54.59 | 2.83 | 71.9 | 1.44 | 36.6 | 1-5/16" | 0.53 | - | 20 |
| 1/2" | HT4BF6-SS | 3/4" - 14 BSPP | 316 stainless | 222.48 | 2.83 | 71.9 | 1.44 | 36.6 | 1-5/16" | 0.53 | - | 20 |
| 1/2" | HT4OF6 | 1-1/16" - 12 ORB | steel | 54.59 | 3.03 | 77.0 | 1.44 | 36.6 | 1-5/16" | 0.58 | - | 20 |
| 5/8" | HT5OF5 | 7/8" - 14 ORB | steel | 69.88 | 2.88 | 73.2 | 1.65 | 41.9 | 1-1/2" | 0.90 | - | 10 |
| 5/8" | HT5F6 | 3/4" - 14 NPTF | steel | 69.88 | 2.88 | 73.2 | 1.65 | 41.9 | 1-1/2" | 0.95 | - | 10 |
| 5/8" | HT5F6-SS | 3/4" - 14 NPTF | 316 stainless | 266.98 | 2.88 | 73.2 | 1.65 | 41.9 | 1-1/2" | 0.95 | - | 10 |
| 5/8" | HT5BF6 | 3/4" - 14 BSPP | steel | 69.88 | 2.88 | 73.2 | 1.65 | 41.9 | 1-1/2" | 0.95 | - | 10 |
| 5/8" | HT5BF6-SS | 3/4" - 14 BSPP | 316 stainless | 266.98 | 2.88 | 73.2 | 1.65 | 41.9 | 1-1/2" | 0.95 | - | 10 |
| 5/8" | HT5OF6 | 1-1/16" - 12 ORB | steel | 69.88 | 2.88 | 73.2 | 1.65 | 41.9 | 1-1/2" | 1.02 | - | 10 |
| 3/4" | HT6OF5 | 7/8" - 14 ORB | steel | 86.92 | 3.42 | 86.9 | 1.65 | 41.9 | 1-1/2" | 1.00 | - | 10 |
| 3/4" | HT6F6 | 3/4" - 14 NPTF | steel | 89.53 | 3.42 | 86.9 | 1.65 | 41.9 | 1-1/2" | 1.00 | - | 10 |
| 3/4" | HT6F6-SS | 3/4" - 14 NPTF | 316 stainless | 411.59 | 3.42 | 86.9 | 1.65 | 41.9 | 1-1/2" | 1.00 | - | 10 |
| 3/4" | HT6BF6 | 3/4" - 14 BSPP | steel | 89.53 | 3.42 | 86.9 | 1.65 | 41.9 | 1-1/2" | 1.00 | - | 10 |
| 3/4" | HT6BF6-SS | 3/4" - 14 BSPP | 316 stainless | 411.59 | 3.42 | 86.9 | 1.65 | 41.9 | 1-1/2" | 1.00 | - | 10 |
| 3/4" | HT6OF6 | 1-1/16" - 12 ORB | steel | 89.53 | 3.42 | 86.9 | 1.65 | 41.9 | 1-1/2" | 1.02 | - | 10 |
| 3/4" | HT6F8 | 1" - 11 1/2 NPTF | steel | 89.53 | 3.54 | 89.9 | 1.92 | 48.8 | 1-3/4" | 1.15 | - | 10 |
| 3/4" | HT6F8-SS | 1" - 11 1/2 NPTF | 316 stainless | 411.59 | 3.54 | 89.9 | 1.92 | 48.8 | 1-3/4" | 1.15 | - | 10 |
| 3/4" | HT6BF8 | 1" - 11 BSPP | steel | 89.53 | 3.54 | 89.9 | 1.92 | 48.8 | 1-3/4" | 1.15 | - | 10 |
| 3/4" | HT6BF8-SS | 1" - 11 BSPP | 316 stainless | 411.59 | 3.54 | 89.9 | 1.92 | 48.8 | 1-3/4" | 1.15 | - | 10 |
| 3/4" | HT6OF8 | 1-5/16" - 12 ORB | steel | 89.53 | 3.54 | 89.9 | 1.92 | 48.8 | 1-3/4" | 1.12 | - | 10 |
| 1" | HT8F8 | 1" - 11 1/2 NPTF | steel | 169.23 | 3.50 | 88.9 | 1.96 | 49.8 | 1-3/4" | 1.69 | - | 10 |
| 1" | HT8F8-SS | 1" - 11 1/2 NPTF | 316 stainless | 595.13 | 3.50 | 88.9 | 1.96 | 49.8 | 1-3/4" | 1.69 | - | 10 |
| 1" | HT8BF8 | 1" - 11 BSPP | steel | 169.23 | 3.50 | 88.9 | 1.96 | 49.8 | 1-3/4" | 1.69 | - | 10 |
| 1" | HT8BF8-SS | 1" - 11 BSPP | 316 stainless | 595.13 | 3.50 | 88.9 | 1.96 | 49.8 | 1-3/4" | 1.69 | - | 10 |
| 1" | HT8OF8 | 1-5/16" - 12 ORB | steel | 169.23 | 3.50 | 88.9 | 1.96 | 49.8 | 1-3/4" | 1.65 | - | 10 |
| 1" | HT8F10 | 1-1/4" - 11 1/2 NPTF | steel | 169.23 | 3.61 | 91.7 | 2.19 | 55.6 | 2" | 1.84 | - | 10 |
| 1" | HT8F10-SS | 1-1/4" - 11 1/2 NPTF | 316 stainless | 595.13 | 3.61 | 91.7 | 2.19 | 55.6 | 2" | 1.84 | - | 10 |
| 1" | HT8BF10 | 1-1/4" - 11 BSPP | steel | 169.23 | 3.55 | 90.2 | 2.19 | 55.6 | 2" | 1.84 | - | 10 |
| 1" | HT8BF10-SS | 1-1/4" - 11 BSPP | 316 stainless | 595.13 | 3.55 | 90.2 | 2.19 | 55.6 | 2" | 1.84 | - | 10 |
| 1" | HT8OF10 | 1-5/8" - 12 ORB | steel | 169.23 | 3.51 | 89.2 | 2.19 | 55.6 | 2" | 1.93 | - | 10 |


HT-Series Hydraulic Couplings



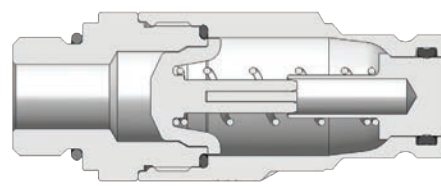
| Body Size | HT-Series ISO16028 Flushface Interchange Coupler (Male Threads) | | | | | | | | | | | |
|-----------|---|----------------|----------|------------|--------|------|------------|------|----------|-----------|-------------|-----|
| | Part Detail | | | List Price | Length | | Maximum OD | | Hex Inch | Weight Lb | Package Qty | |
| | Part Number | Threads | Material | | Inch | mm | Inch | mm | | | Bag | Box |
| 3/8" | 3HTM3 | 3/8" - 18 NPTF | steel | \$76.43 | 2.88 | 73.2 | 1.24 | 31.5 | 1-1/8" | 0.46 | 5 | 25 |
| 3/8" | 3HTM4 | 1/2" - 14 NPTF | steel | 76.43 | 2.97 | 75.4 | 1.24 | 31.5 | 1-1/8" | 0.48 | 5 | 25 |
| 1/2" | 4HTM4 | 1/2" - 14 NPTF | steel | 92.80 | 3.42 | 86.9 | 1.54 | 39.1 | 1-5/16" | 0.97 | - | 20 |



| Body Size | HT-Series ISO16028 Flushface Interchange Nipple (Male Threads) | | | | | | | | | | | |
|-----------|--|----------------|----------|------------|--------|------|------------|------|----------|-----------|-------------|-----|
| | Part Detail | | | List Price | Length | | Maximum OD | | Hex Inch | Weight Lb | Package Qty | |
| | Part Number | Threads | Material | | Inch | mm | Inch | mm | | | Bag | Box |
| 3/8" | HT3M3 | 3/8" - 18 NPTF | steel | \$34.94 | 2.87 | 72.9 | 1.24 | 31.5 | 1-1/8" | 0.31 | 5 | 25 |
| 3/8" | HT3M4 | 1/2" - 14 NPTF | steel | 34.94 | 2.96 | 75.2 | 1.24 | 31.5 | 1-1/8" | 0.38 | 5 | 25 |
| 1/2" | HT4M4 | 1/2" - 14 NPTF | steel | 60.05 | 3.03 | 77.0 | 1.44 | 36.6 | 1-5/16" | 0.42 | - | 20 |

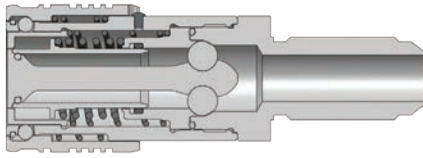


| Body Size | HT-Series ISO16028 Flushface Interchange Coupler (Male ORB Threads) | | | | | | | | | | | |
|-----------|---|---------------|----------|------------|--------|------|------------|------|----------|-----------|-------------|-----|
| | Part Detail | | | List Price | Length | | Maximum OD | | Hex Inch | Weight Lb | Package Qty | |
| | Part Number | Threads | Material | | Inch | mm | Inch | mm | | | Bag | Box |
| 3/8" | 3HTOM4 | 3/4" - 16 ORB | steel | \$76.43 | 2.75 | 69.9 | 1.24 | 31.5 | 1-1/16" | 0.47 | 5 | 25 |




| Body Size | HT-Series ISO16028 Flushface Interchange Nipple (Male ORB Threads) | | | | | | | | | | | |
|-----------|--|-------------|----------|------------|--------|------|------------|------|----------|-----------|-------------|-----|
| | Part Detail | | | List Price | Length | | Maximum OD | | Hex Inch | Weight Lb | Package Qty | |
| | Part Number | Threads | Material | | Inch | mm | Inch | mm | | | Bag | Box |
| 3/8" | HT3OM4 | 3/4" 16 ORB | steel | \$34.94 | 2.73 | 69.3 | 1.17 | 29.7 | 1-1/16" | 0.47 | 5 | 25 |

HT-Series Hydraulic Couplings



| Body Size | HT-Series ISO16028 Flushface Interchange Coupler (Male Bulkhead Threads) | | | | | | | | | | | |
|-----------|--|--------------------|----------|------------|--------|-------|------------|------|----------|-----------|-------------|-----|
| | Part Detail | | | List Price | Length | | Maximum OD | | Hex Inch | Weight Lb | Package Qty | |
| | Part Number | Threads | Material | | Inch | mm | Inch | mm | | | Bag | Box |
| 1/2" | 4HTJB5 | 7/8" - 14 JIC BH | steel | \$96.08 | 4.38 | 111.3 | 1.54 | 39.1 | 1-5/16" | 1.08 | - | 20 |
| 1/2" | 4HTRB5 | 1" - 14 ORFS BH | steel | 96.08 | 4.37 | 111.0 | 1.54 | 39.1 | 1-5/16" | 1.11 | - | 20 |
| 1/2" | 4HTJB6 | 1-1/6" - 12 JIC BH | steel | 96.08 | 4.55 | 115.6 | 1.54 | 39.1 | 1-5/16" | 1.22 | - | 20 |



| Body Size | HT-Series ISO16028 Flushface Interchange Nipple (Male Bulkhead Threads) | | | | | | | | | | | |
|-----------|---|--------------------|----------|------------|--------|-------|------------|------|----------|-----------|-------------|-----|
| | Part Detail | | | List Price | Length | | Maximum OD | | Hex Inch | Weight Lb | Package Qty | |
| | Part Number | Threads | Material | | Inch | mm | Inch | mm | | | Bag | Box |
| 1/2" | HT4JB5 | 7/8" - 14 JIC BH | steel | \$60.05 | 3.99 | 101.3 | 1.44 | 36.6 | 1-5/16" | 0.42 | - | 20 |
| 1/2" | HT4RB5 | 1" - 14 ORFS BH | steel | 60.05 | 3.98 | 101.1 | 1.44 | 36.6 | 1-5/16" | 0.49 | - | 20 |
| 1/2" | HT4JB6 | 1-1/6" - 12 JIC BH | steel | 65.51 | 4.16 | 115.6 | 1.44 | 36.6 | 1-5/16" | 0.54 | - | 20 |

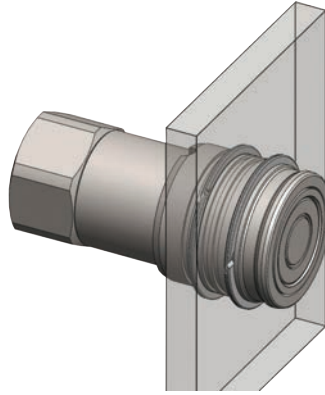


| Body Size | HT-Series ISO16028 Flushface Coupler Dust Plug | | | | | |
|-----------|--|---------|------------|-----------|-------------|-----|
| | Part Detail | | List Price | Weight Lb | Package Qty | |
| | Part Number | Body | | | Bag | Box |
| 1/4" | 2HTDP | Nitrile | \$7.70 | 0.05 | 5 | 50 |
| 3/8" | 3HTDP | Nitrile | 8.09 | 0.05 | 5 | 50 |
| 1/2" | 4HTDP | Nitrile | 10.71 | 0.06 | 5 | 50 |
| 5/8" | 5HTDP | Nitrile | 12.60 | 0.07 | 5 | 50 |
| 3/4" | 6HTDP | Nitrile | 13.55 | 0.07 | 5 | 50 |
| 1" | 8HTDP | Nitrile | 15.54 | 0.15 | 5 | 50 |



| Body Size | HT-Series ISO16028 Flushface Nipple Dust Cap | | | | | |
|-----------|--|---------|------------|-----------|-------------|-----|
| | Part Detail | | List Price | Weight Lb | Package Qty | |
| | Part Number | Body | | | Bag | Box |
| 1/4" | HT2DC | Nitrile | \$7.70 | 0.04 | 5 | 50 |
| 3/8" | HT3DC | Nitrile | 8.09 | 0.04 | 5 | 50 |
| 1/2" | HT4DC | Nitrile | 10.71 | 0.04 | 5 | 50 |
| 5/8" | HT5DC | Nitrile | 12.60 | 0.06 | 5 | 50 |
| 3/4" | HT6DC | Nitrile | 13.55 | 0.06 | 5 | 50 |
| 1" | HT8DC | Nitrile | 15.54 | 0.10 | 5 | 50 |

HT-Series Hydraulic Couplings



| Body Size | HT-Series ISO16028 Flushface Interchange Coupler Bulkhead Kits | | | | | | |
|-----------|--|------------------|---------------|---------------|--------------------------|-------------|-----|
| | Part Detail | | | List Price | Bulkhead Kit Contents | Package Qty | |
| | Part Number | Mounting Hole ID | Ring Material | | | Bag | Box |
| 1/4" | 2HT-BMK | 1.125" | Steel | \$4.07 | Two 360° Retaining Rings | 1 | 25 |
| 3/8" | 3HT-BMK | 1.250" | Steel | 4.45 | Two 360° Retaining Rings | 1 | 25 |
| 1/2" | 4HT-BMK | 1.560" | Steel | 4.88 | Two 360° Retaining Rings | 1 | 25 |
| 5/8" | 5HT-BMK | 1.685" | Steel | 4.93 | Two 360° Retaining Rings | 1 | 25 |
| 3/4" | 6HT-BMK | 1.870" | Steel | 5.50 | Two 360° Retaining Rings | 1 | 25 |
| 1" | 8HT-BMK | 2.310" | Steel | 6.78 | Two 360° Retaining Rings | 1 | 25 |

| Body Size | HT-Series ISO16028 Flushface Interchange Coupler Seal Kits | | | | | | |
|-----------|--|---------------|---------------|---------------|---------------------------------------|-------------|-----|
| | Part Detail | | | List Price | Seal Kit Contents | Package Qty | |
| | Part Number | Coupler Style | Seal Material | | | Bag | Box |
| 1/4" | 2HT-SKIT | all | Nitrile | \$4.60 | Stem/Adapter/Gland O-Ring, Gland B.U. | 25 | 200 |
| 3/8" | 3HT-SKIT | all | Nitrile | 5.16 | Stem/Adapter/Gland O-Ring, Gland B.U. | 25 | 200 |
| 1/2" | 4HT-SKIT | all | Nitrile | 5.61 | Stem/Adapter/Gland O-Ring, Gland B.U. | 25 | 200 |
| 5/8" | 5HT-SKIT | all | Nitrile | 6.00 | Stem/Adapter/Gland O-Ring, Gland B.U. | 25 | 200 |
| 3/4" | 6HT-SKIT | all | Nitrile | 6.15 | Stem/Adapter/Gland O-Ring, Gland B.U. | 25 | 200 |
| 1" | 8HT-SKIT | all | Nitrile | 7.24 | Stem/Adapter/Gland O-Ring, Gland B.U. | 25 | 200 |

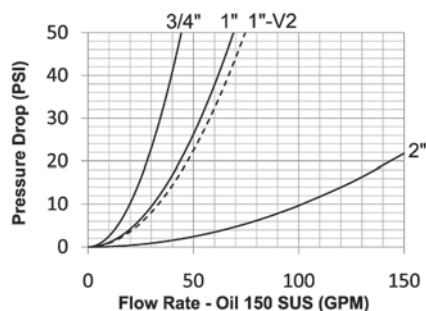
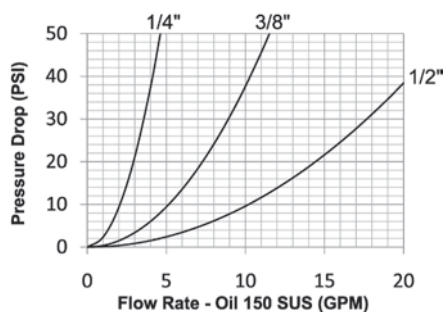
| Body Size | HT-Series ISO16028 Flushface Interchange Nipple Seal Kits | | | | | | |
|-----------|---|---------------|---------------|---------------|------------------------------------|-------------|-----|
| | Part Detail | | | List Price | Seal Kit Contents | Package Qty | |
| | Part Number | Coupler Style | Seal Material | | | Bag | Box |
| 1/4" | HT2-SKIT-V2 | all | Nitrile | \$5.36 | Main Valve Seal and Adapter O-Ring | 25 | 200 |
| 3/8" | HT3-SKIT-V2 | all | Nitrile | 6.41 | Main Valve Seal and Adapter O-Ring | 25 | 200 |
| 1/2" | HT4-SKIT-V2 | all | Nitrile | 6.66 | Main Valve Seal and Adapter O-Ring | 25 | 200 |
| 5/8" | HT5-SKIT-V2 | all | Nitrile | 7.09 | Main Valve Seal and Adapter O-Ring | 25 | 200 |
| 3/4" | HT6-SKIT-V2 | all | Nitrile | 8.64 | Main Valve Seal and Adapter O-Ring | 25 | 200 |
| 1" | HT8-SKIT-V2 | all | Nitrile | 9.17 | Main Valve Seal and Adapter O-Ring | 25 | 200 |

Contact Factory for old style O-ring / PTFE back-up nipple seal kits.

ST-Series Hydraulic Couplings

Interchange Data:

- Interchangeable with Snap-Tite 71-Series



Materials:

- Machined components are manufactured using solid steel or 316 stainless bar stock.
- Stainless steel balls, retaining rings, and springs maximize corrosion resistance and extend service life.
- Steel componentry is plated using ROHS Compliant Trivalent Chrome.
- Steel coupler sleeves are hardened to resist deformation and maximize service life.
- Steel nipples are hardened to provide heavy duty performance.

Seal Components:

- Nitrile (Buna-N) seals are standard, providing a temperature range of -40°F to +250°F (-40°C to +121°C).
- All couplers and nipples incorporate PTFE anti-extrusion rings to protect the seal components from dynamic impulse damage.

Rated Pressure Chart:

| Body Size | ST-Series Snap-Tite 71-Series Interchange | | | | | | | |
|-----------|---|-----|--------|-------|------------------------------------|-----|--------|-------|
| | Steel Coupler/Plug Coupled | | | | 316 Stainless Coupler/Plug Coupled | | | |
| | Maximum Working | | Burst | | Maximum Working | | Burst | |
| | PSI | Bar | PSI | Bar | PSI | Bar | PSI | Bar |
| 1/4" | 10,000 | 700 | 27,300 | 1,800 | 5,000 | 345 | 28,000 | 1,900 |
| 3/8" | 10,000 | 700 | 27,300 | 1,800 | 5,000 | 345 | 28,000 | 1,900 |
| 1/2" | 10,000 | 700 | 22,500 | 1,500 | 5,000 | 345 | 25,000 | 1,700 |
| 3/4" | 7,500 | 500 | 20,200 | 1,400 | 5,000 | 345 | 22,800 | 1,550 |
| 1" | 7,500 | 500 | 19,400 | 1,300 | 4,000 | 275 | 18,500 | 1,250 |
| 1"-V2 | 8,500 | 585 | 25,900 | 1,750 | - | - | - | - |
| 2" | 5,000 | 345 | 16,000 | 1,100 | 3,000 | 200 | 10,000 | 700 |



Technical Specifications:

| Body Size | Interchange Standards | | | | Functional Parameters | | | | |
|-----------|-----------------------|-----------------|-------------------------|---------------------|-----------------------|---------------|------------|----------------|------------------|
| | U.S. Military | U.S. Government | International Standards | ANSI/NFPA Standards | Locking Ball Quantity | Air Inclusion | Fluid Loss | Vacuum Inch HG | Flow ΔP = 22 PSI |
| 1/4" | - | - | - | - | 10 | 0.01cc | 0.02cc | N/R | 3.1 GPM |
| 3/8" | - | - | - | - | 10 | 0.02cc | 0.02cc | N/R | 7.7 GPM |
| 1/2" | - | - | - | - | 12 | 0.03cc | 0.03cc | N/R | 15 GPM |
| 3/4" | - | - | - | - | 12 | 0.04cc | 0.06cc | N/R | 30 GPM |
| 1" | - | - | - | - | 12 | 0.06cc | 0.07cc | N/R | 45 GPM |
| 1"-V2 | - | - | - | - | 12 | 0.09cc | 0.10cc | N/R | 50 GPM |
| 2" | - | - | - | - | 15 | 3.14cc | 5.25cc | N/R | 150 GPM |

ST-Series Hydraulic Couplings

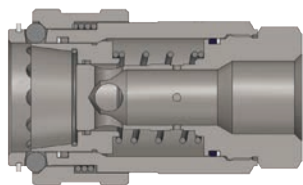
List Price Option Adders:

| Body Size | Standard Seal Options | | | | | | | | Kalrez® Seal Options | | | | | | Sleeve | | Treatments | |
|-----------|-----------------------|--------|------|--------|-------------|--------|--------------|--------|----------------------|--------|------|--------|------|--------|---------|--------|------------|---------|
| | Viton® | | EPDM | | Mil-Nitrile | | Fuel Nitrile | | 4079 | | 6375 | | 7075 | | Locking | | Oxy-Clean | |
| | Pre | Add \$ | Pre | Add \$ | Pre | Add \$ | Pre | Add \$ | Pre | Add \$ | Pre | Add \$ | Pre | Add \$ | Suf | Add \$ | Suf | Add \$ |
| 1/4" | F- | \$0.00 | P- | \$2.69 | M- | \$2.80 | JF- | \$2.75 | K4- | POR | K6- | POR | K7- | POR | -LS | \$3.90 | -C1 | \$16.00 |
| 3/8" | F- | 0.00 | P- | 4.48 | M- | 4.38 | JF- | 4.53 | K4- | POR | K6- | POR | K7- | POR | -LS | 4.50 | -C1 | 16.00 |
| 1/2" | F- | 0.00 | P- | 6.16 | M- | 5.49 | JF- | 5.65 | K4- | POR | K6- | POR | K7- | POR | -LS | 4.50 | -C1 | 16.00 |
| 3/4" | F- | 0.00 | P- | 8.90 | M- | 7.11 | JF- | 7.61 | K4- | POR | K6- | POR | K7- | POR | -LS | 11.50 | -C1 | 19.00 |
| 1" | F- | 0.00 | P- | 11.17 | M- | 9.06 | JF- | 9.22 | K4- | POR | K6- | POR | K7- | POR | -LS | 11.50 | -C1 | 21.00 |
| 1"-V2 | F- | 0.00 | P- | 11.17 | M- | 9.06 | JF- | 9.22 | K4- | POR | K6- | POR | K7- | POR | -LS | 11.50 | -C1 | 21.00 |
| 2" | F- | 0.00 | P- | 21.19 | M- | 18.74 | JF- | 19.46 | K4- | POR | K6- | POR | K7- | POR | -LS | 14.40 | -C1 | 24.00 |



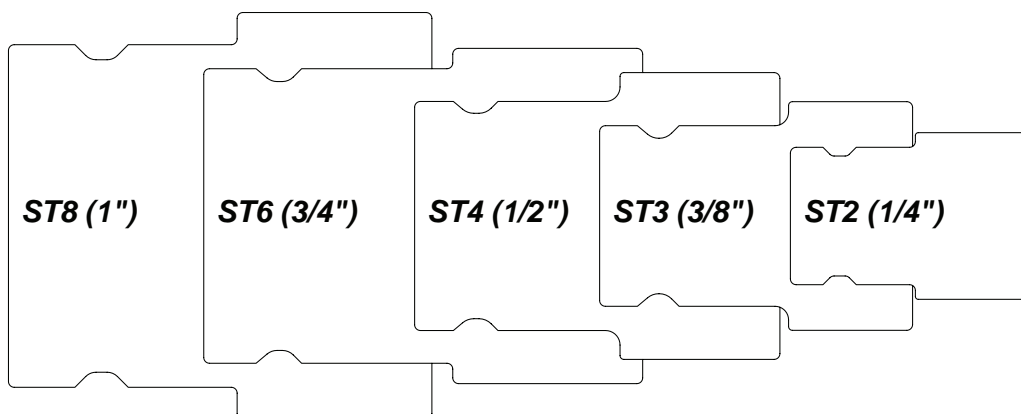
| Body Size | ST-Series Snap-Tite 71-Series Interchange Coupler (Female Threads) | | | | | | | | | | | |
|-----------|--|----------------------|---------------|------------|--------|------|------------|------|----------|-----------|-------------|-----|
| | Part Detail | | | List Price | Length | | Maximum OD | | Hex Inch | Weight Lb | Package Qty | |
| | Part Number | Threads | Material | | Inch | mm | Inch | mm | | | Bag | Box |
| 1/4" | 2STF2 | 1/4" - 18 NPTF | steel | \$79.47 | 1.96 | 49.8 | 1.23 | 31.2 | 15/16" | 0.25 | 5 | 25 |
| 1/4" | 2STF2-SS | 1/4" - 18 NPTF | 316 stainless | 225.29 | 1.96 | 49.8 | 1.23 | 31.2 | 15/16" | 0.26 | 5 | 25 |
| 1/4" | 2STBF2 | 1/4" - 19 BSPP | steel | 79.47 | 1.96 | 49.8 | 1.23 | 31.2 | 15/16" | 0.25 | 5 | 25 |
| 1/4" | 2STBF2-SS | 1/4" - 19 BSPP | 316 stainless | 225.29 | 1.96 | 49.8 | 1.23 | 31.2 | 15/16" | 0.26 | 5 | 25 |
| 3/8" | 3STF2 | 1/4" - 18 NPTF | steel | 75.21 | 2.36 | 59.9 | 1.6 | 40.6 | 1-3/16" | 0.38 | 5 | 25 |
| 3/8" | 3STF3 | 3/8" - 18 NPTF | steel | 75.21 | 2.36 | 59.9 | 1.6 | 40.6 | 1-3/16" | 0.37 | 5 | 25 |
| 3/8" | 3STF3-SS | 3/8" - 18 NPTF | 316 stainless | 268.80 | 2.36 | 59.9 | 1.6 | 40.6 | 1-3/16" | 0.38 | 5 | 25 |
| 3/8" | 3STBF3 | 3/8" - 19 BSPP | steel | 75.21 | 2.36 | 59.9 | 1.6 | 40.6 | 1-3/16" | 0.37 | 5 | 25 |
| 3/8" | 3STBF3-SS | 3/8" - 19 BSPP | 316 stainless | 268.80 | 2.36 | 59.9 | 1.6 | 40.6 | 1-3/16" | 0.38 | 5 | 25 |
| 3/8" | 3STF4 | 1/2" - 14 NPTF | steel | 75.21 | 2.36 | 59.9 | 1.6 | 40.6 | 1-3/16" | 0.36 | 5 | 25 |
| 3/8" | 3STF4-SS | 1/2" - 14 NPTF | 316 stainless | 268.80 | 2.36 | 59.9 | 1.6 | 40.6 | 1-3/16" | 0.37 | 5 | 25 |
| 3/8" | 3STBF4 | 1/2" - 14 BSPP | steel | 75.21 | 2.36 | 59.9 | 1.6 | 40.6 | 1-3/16" | 0.36 | 5 | 25 |
| 3/8" | 3STBF4-SS | 1/2" - 14 BSPP | 316 stainless | 268.80 | 2.36 | 59.9 | 1.6 | 40.6 | 1-3/16" | 0.37 | 5 | 25 |
| 1/2" | 4STF4 | 1/2" - 14 NPTF | steel | 91.99 | 2.77 | 70.4 | 1.98 | 50.3 | 1-1/2" | 0.47 | - | 20 |
| 1/2" | 4STF4-SS | 1/2" - 14 NPTF | 316 stainless | 352.12 | 2.77 | 70.4 | 1.98 | 50.3 | 1-1/2" | 0.49 | - | 20 |
| 1/2" | 4STBF4 | 1/2" - 14 BSPP | steel | 91.99 | 2.77 | 70.4 | 1.98 | 50.3 | 1-1/2" | 0.47 | - | 20 |
| 1/2" | 4STBF4-SS | 1/2" - 14 BSPP | 316 stainless | 352.12 | 2.77 | 70.4 | 1.98 | 50.3 | 1-1/2" | 0.49 | - | 20 |
| 1/2" | 4STOF4 | 3/4" - 16 ORB | steel | 96.18 | 2.77 | 70.4 | 1.98 | 50.3 | 1-1/2" | 0.49 | - | 20 |
| 3/4" | 6STF6 | 3/4" - 14 NPTF | steel | 128.00 | 3.03 | 77.0 | 2.35 | 59.7 | 1-3/4" | 1.98 | - | 10 |
| 3/4" | 6STF6-SS | 3/4" - 14 NPTF | 316 stainless | 612.36 | 3.03 | 77.0 | 2.35 | 59.7 | 1-3/4" | 2.05 | - | 10 |
| 3/4" | 6STBF6 | 3/4" - 14 BSPP | steel | 128.00 | 3.03 | 77.0 | 2.351 | 59.7 | 1-3/4" | 1.98 | - | 10 |
| 3/4" | 6STBF6-SS | 3/4" - 14 BSPP | 316 stainless | 612.36 | 3.03 | 77.0 | 2.35 | 59.7 | 1-3/4" | 2.05 | - | 10 |
| 3/4" | 6STOF6 | 1-1/16" - 12 ORB | steel | 139.13 | 3.03 | 77.0 | 2.35 | 59.7 | 1-3/4" | 1.89 | - | 10 |
| 1" | 8STF8 | 1" - 11 1/2 NPTF | steel | 231.50 | 3.33 | 84.6 | 2.73 | 69.3 | 2" | 2.78 | - | 10 |
| 1" | 8STF8-SS | 1" - 11 1/2 NPTF | 316 stainless | 963.90 | 3.33 | 84.6 | 1.55 | 39.3 | 2" | 2.83 | - | 10 |
| 1" | 8STBF8 | 1" - 11 BSPP | steel | 231.50 | 3.33 | 84.6 | 2.73 | 69.3 | 2" | 2.78 | - | 10 |
| 1" | 8STBF8-SS | 1" - 11 BSPP | 316 stainless | 963.90 | 3.33 | 84.6 | 2.73 | 69.3 | 2" | 2.83 | - | 10 |
| 1" | 8STOF8 | 1-5/16" - 12 ORB | steel | 254.94 | 3.33 | 84.6 | 2.73 | 69.3 | 2" | 2.71 | - | 10 |
| 1" | 8STF10 | 1-1/4" - 11 1/2 NPTF | steel | 270.46 | 3.67 | 93.2 | 2.73 | 69.3 | 2" | 2.84 | - | 10 |
| 1" | 8STF10-SS | 1-1/4" - 11 1/2 NPTF | 316 stainless | 1156.68 | 3.67 | 93.2 | 2.73 | 69.3 | 2" | 2.90 | - | 10 |
| 1" | 8STBF10 | 1-1/4" - 11 BSPP | steel | 270.46 | 3.67 | 93.2 | 2.73 | 69.3 | 2" | 2.84 | - | 10 |
| 1" | 8STBF10-SS | 1-1/4" - 11 BSPP | 316 stainless | 1156.68 | 3.67 | 93.2 | 2.73 | 69.3 | 2" | 2.90 | - | 10 |
| 1" | 8STOF10 | 1-5/8" - 12 ORB | steel | 278.08 | 3.67 | 93.2 | 2.73 | 69.3 | 2" | 2.79 | - | 10 |

ST-Series Hydraulic Couplings





| Body Size | ST-Series Snap-Tite 71-Series 'Old Style' Interchange Coupler (Female Threads) | | | | | | | | | | | |
|-----------|--|----------------------|---------------|-----------------|--------|-------|------------|-------|----------|-----------|-------------|-----|
| | Part Detail | | | List Price | Length | | Maximum OD | | Hex Inch | Weight Lb | Package Qty | |
| | Part Number | Threads | Material | | Inch | mm | Inch | mm | | | Bag | Box |
| 1" | 8STF8-V2 | 1" - 11 1/2 NPTF | steel | \$250.99 | 4.55 | 115.6 | 2.74 | 69.6 | 2" | 2.83 | - | 10 |
| 1" | 8STBF8-V2 | 1" - 11 BSPP | steel | 250.99 | 4.55 | 115.6 | 2.74 | 69.6 | 2" | 2.84 | - | 10 |
| 1" | 8STF10-V2 | 1-1/4" - 11 1/2 NPTF | steel | 278.11 | 4.90 | 124.5 | 2.74 | 69.6 | 2" | 2.87 | - | 10 |
| 2" | 16STF12 | 1-1/2" - 11 1/2 NPTF | steel | 1279.95 | 6.20 | 157.5 | 4.47 | 113.5 | 3.78" | 9.07 | - | 1 |
| 2" | 16STBF12 | 1-1/2" - 11 BSPP | steel | 1279.95 | 6.20 | 157.5 | 4.47 | 113.5 | 3.78" | 9.07 | - | 1 |
| 2" | 16STOF12 | 1-7/8" - 12 ORB | steel | 1335.60 | 6.20 | 157.5 | 4.47 | 113.5 | 3.78" | 8.96 | - | 1 |
| 2" | 16STF16 | 2" - 11 1/2 NPTF | steel | 1279.95 | 6.20 | 157.5 | 4.47 | 113.5 | 3.78" | 8.74 | - | 1 |
| 2" | 16STF16-SS | 2" - 11 1/2 NPTF | 316 stainless | 2154.60 | 6.20 | 157.5 | 4.47 | 113.5 | 3.78" | 8.74 | - | 1 |
| 2" | 16STBF16 | 2" - 11 BSPP | steel | 1279.95 | 6.20 | 157.5 | 4.47 | 113.5 | 3.78" | 8.74 | - | 1 |
| 2" | 16STOF16 | 2-1/2" - 12 ORB | steel | 1335.60 | 6.20 | 157.5 | 4.47 | 113.5 | 3.78" | 8.63 | - | 1 |

ST Series Profiles

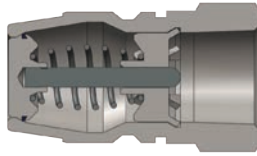


ST-Series Hydraulic Couplings



| Body Size | ST-Series Snap-Tite 71-Series Interchange Nipple (Female Threads) | | | | | | | | | | | |
|-----------|---|----------------------|---------------|----------------|--------|------|------------|------|----------|-----------|-------------|-----|
| | Part Detail | | | List Price | Length | | Maximum OD | | Hex Inch | Weight Lb | Package Qty | |
| | Part Number | Threads | Material | | Inch | mm | Inch | mm | | | Bag | Box |
| 1/4" | ST2F2 | 1/4" - 18 NPTF | steel | \$47.57 | 1.84 | 46.7 | 0.90 | 22.9 | 13/16" | 0.16 | 5 | 25 |
| 1/4" | ST2F2-SS | 1/4" - 18 NPTF | 316 stainless | 108.82 | 1.84 | 46.7 | 0.90 | 22.9 | 13/16" | 0.16 | 5 | 25 |
| 1/4" | ST2BF2 | 1/4" - 19 BSPP | steel | 47.57 | 1.84 | 46.7 | 0.90 | 22.9 | 13/16" | 0.16 | 5 | 25 |
| 1/4" | ST2BF2-SS | 1/4" - 19 BSPP | 316 stainless | 108.82 | 1.84 | 46.7 | 0.90 | 22.9 | 13/16" | 0.16 | 5 | 25 |
| 3/8" | ST3F2 | 1/4" - 18 NPTF | steel | 39.96 | 2.32 | 58.9 | 1.48 | 37.6 | 1" | 0.29 | 5 | 25 |
| 3/8" | ST3F3 | 3/8" - 18 NPTF | steel | 39.96 | 2.32 | 58.9 | 1.48 | 37.6 | 1" | 0.26 | 5 | 25 |
| 3/8" | ST3F3-SS | 3/8" - 18 NPTF | 316 stainless | 114.16 | 2.32 | 58.9 | 1.48 | 37.6 | 1" | 0.26 | 5 | 25 |
| 3/8" | ST3BF3 | 3/8" - 19 BSPP | steel | 39.96 | 2.32 | 58.9 | 1.48 | 37.6 | 1" | 0.26 | 5 | 25 |
| 3/8" | ST3BF3-SS | 3/8" - 19 BSPP | 316 stainless | 114.16 | 2.32 | 58.9 | 1.48 | 37.6 | 1" | 0.26 | 5 | 25 |
| 3/8" | ST3F4 | 1/2" - 14 NPTF | steel | 39.96 | 2.32 | 58.9 | 1.48 | 37.6 | 1" | 0.26 | 5 | 25 |
| 3/8" | ST3F4-SS | 1/2" - 14 NPTF | 316 stainless | 114.16 | 2.32 | 58.9 | 1.48 | 37.6 | 1" | 0.26 | 5 | 25 |
| 3/8" | ST3BF4 | 1/2" - 14 BSPP | steel | 39.96 | 2.32 | 58.9 | 1.48 | 37.6 | 1" | 0.26 | 5 | 25 |
| 3/8" | ST3BF4-SS | 1/2" - 14 BSPP | 316 stainless | 114.16 | 2.32 | 58.9 | 1.48 | 37.6 | 1" | 0.26 | 5 | 25 |
| 1/2" | ST4F4 | 1/2" - 14 NPTF | steel | 60.34 | 2.37 | 60.2 | 1.65 | 41.9 | 1-1/2" | 0.42 | - | 20 |
| 1/2" | ST4F4-SS | 1/2" - 14 NPTF | 316 stainless | 126.78 | 2.37 | 60.2 | 1.65 | 41.9 | 1-1/2" | 0.42 | - | 20 |
| 1/2" | ST4BF4 | 1/2" - 14 BSPP | steel | 60.34 | 2.37 | 60.2 | 1.65 | 41.9 | 1-1/2" | 0.42 | - | 20 |
| 1/2" | ST4BF4-SS | 1/2" - 14 BSPP | 316 stainless | 126.78 | 2.37 | 60.2 | 1.65 | 41.9 | 1-1/2" | 0.42 | - | 20 |
| 1/2" | ST4OF4 | 3/4" - 16 ORB | steel | 63.03 | 2.37 | 60.2 | 1.65 | 41.9 | 1-1/2" | 0.42 | - | 20 |
| 3/4" | ST6F6 | 3/4" - 14 NPTF | steel | 69.56 | 2.96 | 75.2 | 1.92 | 48.8 | 1-3/4" | 1.09 | - | 10 |
| 3/4" | ST6F6-SS | 3/4" - 14 NPTF | 316 stainless | 283.50 | 2.96 | 75.2 | 1.92 | 48.8 | 1-3/4" | 1.14 | - | 10 |
| 3/4" | ST6BF6 | 3/4" - 14 BSPP | steel | 69.56 | 2.96 | 75.2 | 1.92 | 48.8 | 1-3/4" | 1.09 | - | 10 |
| 3/4" | ST6BF6-SS | 3/4" - 14 BSPP | 316 stainless | 283.50 | 2.96 | 75.2 | 1.92 | 48.8 | 1-3/4" | 1.14 | - | 10 |
| 3/4" | ST6OF6 | 1-1/16" - 12 ORB | steel | 75.46 | 2.96 | 75.2 | 1.92 | 48.8 | 1-3/4" | 1.01 | - | 10 |
| 1" | ST8F8 | 1" - 11 1/2 NPTF | steel | 103.51 | 3.22 | 81.8 | 2.10 | 53.3 | 1-7/8" | 1.48 | - | 10 |
| 1" | ST8F8-SS | 1" - 11 1/2 NPTF | 316 stainless | 318.53 | 3.22 | 81.8 | 2.10 | 53.3 | 1-7/8" | 1.56 | - | 10 |
| 1" | ST8BF8 | 1" - 11 BSPP | steel | 103.51 | 3.22 | 81.8 | 2.10 | 53.3 | 1-7/8" | 1.48 | - | 10 |
| 1" | ST8BF8-SS | 1" - 11 BSPP | 316 stainless | 318.53 | 3.22 | 81.8 | 2.10 | 53.3 | 1-7/8" | 1.56 | - | 10 |
| 1" | ST8OF8 | 1-5/16" - 12 ORB | steel | 111.30 | 3.22 | 81.8 | 2.10 | 53.3 | 1-7/8" | 1.37 | - | 10 |
| 1" | ST8F10 | 1-1/4" - 11 1/2 NPTF | steel | 141.35 | 3.48 | 88.4 | 2.20 | 55.9 | 2" | 1.63 | - | 10 |
| 1" | ST8F10-SS | 1-1/4" - 11 1/2 NPTF | 316 stainless | 391.23 | 3.48 | 88.4 | 2.20 | 55.9 | 2" | 1.69 | - | 10 |
| 1" | ST8BF10 | 1-1/4" - 11 BSPP | steel | 141.35 | 3.48 | 88.4 | 2.20 | 55.9 | 2" | 1.63 | - | 10 |
| 1" | ST8BF10-SS | 1-1/4" - 11 BSPP | 316 stainless | 391.23 | 3.48 | 88.4 | 2.20 | 55.9 | 2" | 1.69 | - | 10 |
| 1" | ST8OF10 | 1-5/8" - 12 ORB | steel | 149.14 | 3.48 | 88.4 | 2.20 | 55.9 | 2" | 1.54 | - | 10 |

ST-Series Hydraulic Couplings



| Body Size | ST-Series Snap-Tite 71-Series 'Old Style' Interchange Nipple (Female Threads) | | | | | | | | | | | |
|-----------|---|----------------------|---------------|-----------------|--------|-------|------------|------|----------|-----------|-------------|-----|
| | Part Detail | | | List Price | Length | | Maximum OD | | Hex Inch | Weight Lb | Package Qty | |
| | Part Number | Threads | Material | | Inch | mm | Inch | mm | | | Bag | Box |
| 1" | ST8F8-V2 | 1" - 11 1/2 NPTF | steel | \$111.88 | 3.26 | 82.8 | 1.92 | 48.8 | 1-3/4" | 1.53 | - | 10 |
| 1" | ST8BF8-V2 | 1" - 11 BSPP | steel | 111.88 | 3.26 | 82.8 | 1.92 | 48.8 | 1-3/4" | 1.48 | - | 10 |
| 1" | ST8F10-V2 | 1-1/4" - 11 1/2 NPTF | steel | 124.85 | 3.5 | 88.9 | 1.98 | 50.3 | 2" | 1.48 | - | 10 |
| 2" | ST16F12 | 1-1/2" - 11 1/2 NPTF | steel | 687.83 | 4.50 | 114.3 | 3.48 | 88.4 | 3-1/4" | 4.32 | - | 1 |
| 2" | ST16BF12 | 1-1/2" - 11 BSPP | steel | 687.83 | 4.50 | 114.3 | 3.48 | 88.4 | 3-1/4" | 4.32 | - | 1 |
| 2" | ST16OF12 | 1-7/8" - 12 ORB | steel | 751.28 | 4.50 | 114.3 | 3.48 | 88.4 | 3-1/4" | 4.21 | - | 1 |
| 2" | ST16F16 | 2" - 11 1/2 NPTF | steel | 687.83 | 4.50 | 114.3 | 3.48 | 88.4 | 3-1/4" | 4.16 | - | 1 |
| 2" | ST16F16-SS | 2" - 11 1/2 NPTF | 316 stainless | 1474.20 | 4.50 | 114.3 | 3.48 | 88.4 | 3-1/4" | 4.16 | - | 1 |
| 2" | ST16BF16 | 2" - 11 BSPP | steel | 687.83 | 4.50 | 114.3 | 3.48 | 88.4 | 3-1/4" | 4.16 | - | 1 |
| 2" | ST16OF16 | 2-1/2" - 12 ORB | steel | 772.52 | 4.50 | 114.3 | 3.48 | 88.4 | 3-1/4" | 4.05 | - | 1 |

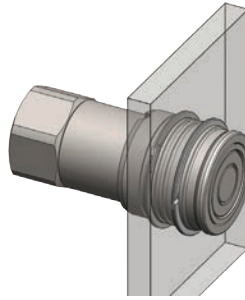


| Body Size | ST-Series Coupler Dust Plug | | | | | | |
|-----------|-----------------------------|---------------|----------|---------------|-----------|-------------|-----|
| | Part Detail | | | List Price | Weight Lb | Package Qty | |
| | Part Number | Lanyard | Body | | | Bag | Box |
| 1/4" | 2STDP-A | SS Bead Chain | aluminum | \$9.17 | 0.15 | 5 | 25 |
| 3/8" | 3STDP-A | SS Bead Chain | aluminum | 9.86 | 0.18 | 5 | 25 |
| 1/2" | 4STDP-A | SS Bead Chain | aluminum | 10.47 | 0.23 | 5 | 25 |
| 3/4" | 6STDP-A | SS Bead Chain | aluminum | 31.06 | 0.36 | - | 10 |
| 1" | 8STDP-A | SS Bead Chain | aluminum | 39.38 | 0.39 | - | 10 |
| 1"-V2 | 8STDP-A-V2 | SS Bead Chain | aluminum | 39.38 | 0.48 | - | 10 |
| 2" | 16STDP-A | SS Bead Chain | aluminum | 95.14 | 0.94 | - | 1 |



| Body Size | ST-Series Nipple Dust Plug | | | | | | |
|-----------|----------------------------|---------------|----------|---------------|-----------|-------------|-----|
| | Part Detail | | | List Price | Weight Lb | Package Qty | |
| | Part Number | Lanyard | Body | | | Bag | Box |
| 1/4" | ST2DC-A | SS Bead Chain | aluminum | \$9.17 | 0.16 | 5 | 25 |
| 3/8" | ST3DC-A | SS Bead Chain | aluminum | 9.72 | 0.19 | 5 | 25 |
| 1/2" | ST4DC-A | SS Bead Chain | aluminum | 13.38 | 0.22 | 5 | 25 |
| 3/4" | ST6DC-A | SS Bead Chain | aluminum | 26.80 | 0.26 | - | 10 |
| 1" | ST8DC-A | SS Bead Chain | aluminum | 34.87 | 0.28 | - | 10 |
| 1"-V2 | ST8DC-A-V2 | SS Bead Chain | aluminum | 34.87 | 0.46 | - | 10 |
| 2" | ST16DC-A | SS Bead Chain | aluminum | 103.58 | 0.76 | - | 1 |

ST-Series Hydraulic Couplings



| Body Size | ST-Series Snap-Tite 71-Series Interchange Coupler Bulkhead Kits | | | | | | |
|-----------|---|------------------|---------------|---------------|--------------------------|-------------|-----|
| | Part Detail | | | List Price | Bulkhead Kit Contents | Package Qty | |
| | Part Number | Mounting Hole ID | Ring Material | | | Bag | Box |
| 1/4" | 2ST-BMK | 1.250" | steel | \$4.07 | Two 360° Retaining Rings | 1 | 25 |
| 3/8" | 3ST-BMK | 1.625" | steel | 4.45 | Two 360° Retaining Rings | 1 | 25 |
| 1/2" | 4ST-BMK | 2.000" | steel | 4.88 | Two 360° Retaining Rings | 1 | 25 |
| 3/4" | 6ST-BMK | 2.375" | steel | 5.50 | Two 360° Retaining Rings | 1 | 25 |

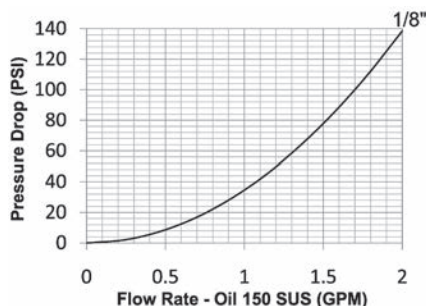
| Body Size | ST-Series Snap-Tite 71-Series Interchange Coupler Seal Kits | | | | | | |
|-----------|---|---------------|---------------|---------------|--|-------------|-----|
| | Part Detail | | | List Price | Seal Kit Contents | Package Qty | |
| | Part Number | Coupler Style | Seal Material | | | Bag | Box |
| 1/4" | 2ST-SKIT | all | Nitrile | \$4.60 | Two Seals and Anti-Extrusion Rings | 25 | 200 |
| 3/8" | 3ST-SKIT | all | Nitrile | 5.16 | Two Seals and Anti-Extrusion Rings | 25 | 200 |
| 1/2" | 4ST-SKIT | all | Nitrile | 5.61 | Two Seals and Anti-Extrusion Rings | 25 | 200 |
| 3/4" | 6ST-SKIT | all | Nitrile | 6.00 | Two Seals and Anti-Extrusion Rings | 25 | 200 |
| 1" | 8ST-SKIT | all | Nitrile | 6.15 | Two Seals and Anti-Extrusion Rings | 25 | 200 |
| 1" | 8ST-SKIT-V2 | all | Nitrile | 6.15 | Three Seals and Two Anti-Extrusion Rings | 25 | 200 |
| 2" | 16ST-SKIT | all | Nitrile | 7.24 | Three Seals and Two Anti-Extrusion Rings | 10 | 100 |

| Body Size | ST-Series Snap-Tite 71-Series Interchange Nipple Seal Kits | | | | | | |
|-----------|--|---------------|---------------|---------------|---|-------------|-----|
| | Part Detail | | | List Price | Seal Kit Contents | Package Qty | |
| | Part Number | Coupler Style | Seal Material | | | Bag | Box |
| 1/4" | ST2-SKIT | all | Nitrile | \$4.30 | Valve O-Ring/Back-up and Adapter O-Ring | 25 | 200 |
| 3/8" | ST3-SKIT | all | Nitrile | 4.90 | Valve O-Ring/Back-up and Adapter O-Ring | 25 | 200 |
| 1/2" | ST4-SKIT | all | Nitrile | 5.24 | Valve O-Ring/Back-up and Adapter O-Ring | 25 | 200 |
| 3/4" | ST6-SKIT | all | Nitrile | 5.65 | Valve O-Ring/Back-up and Adapter O-Ring | 25 | 200 |
| 1" | ST8-SKIT | all | Nitrile | 5.84 | Valve O-Ring/Back-up and Adapter O-Ring | 25 | 200 |
| 2" | ST16-SKIT | all | Nitrile | 7.00 | Main Valve Seal | 25 | 200 |

PD-Series Hydraulic Couplings

Interchange Data:

- Interchangeable to ISO15171-1
- Parker PD-Series, Aeroquip FD90, Tomco Series DK



Materials:

- Machined components are manufactured using solid steel bar stock.
- Stainless steel balls, retaining rings, and springs maximize corrosion resistance and extend service life.
- Steel nipples are machined from solid steel bar stock and hardened.
- Steel componentry is plated using ROHS Compliant Trivalent Chrome.

Seal Components:



- Nitrile (Buna-N) seals are standard, providing a temperature range of -40°F to +250°F (-40°C to +121°C).
- PTFE anti-extrusion ring protects main coupler O-Ring from dynamic impulse pressure damage.

Rated Pressure Chart:

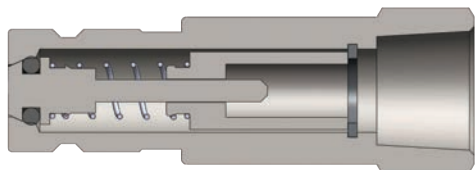
| Body Size | PD-Series ISO15171-1 Diagnostic Interchange | | | | | | | |
|-----------|---|-----|--------|-------|-------------------------|-----|--------|-------|
| | Steel Coupler/Plug Connected | | | | Steel Plug Disconnected | | | |
| | Maximum Working | | Burst | | Maximum Working | | Burst | |
| | PSI | Bar | PSI | Bar | PSI | Bar | PSI | Bar |
| 1/8" | 6,000 | 400 | 18,700 | 1,300 | 6,000 | 400 | 24,000 | 1,600 |

Technical Specifications:

| Body Size | Interchange Standards | | | | Functional Parameters | | | | |
|-----------|-----------------------|-----------------|-------------------------|---------------------|-----------------------|---------------|------------|---------------|------------------|
| | U.S. Military | U.S. Government | International Standards | ANSI/NFPA Standards | Locking Ball Quantity | Air Inclusion | Fluid Loss | Vacuum Rating | Flow ΔP = 22 PSI |
| 1/8" | - | - | ISO15171-1 | SAE J1502 | 10 | 0.02 | 0.1 | 27.4 | 0.8 |




| Body Size | PD-Series ISO15171-1 Diagnostic Coupler (Female Threads) | | | | | | | | | | | |
|-----------|--|---------------|----------|------------|--------|--------|------------|--------|--------|-----------|-------------|-----|
| | Part Detail | | | List Price | Length | | Maximum OD | | Hex mm | Weight Lb | Package Qty | |
| | Part Number | Threads | Material | | Inch | mm | Inch | mm | | | Bag | Box |
| 1/8" | 1PDF1 | 1/8" - 27 NPT | steel | \$45.74 | 2.13 | 54.102 | 0.98 | 24.892 | 21 | 0.18 | 10 | 100 |
| 1/8" | 1PDF2 | 1/4" - 18 NPT | steel | 45.74 | 2.13 | 54.102 | 0.98 | 24.892 | 21 | 0.16 | 10 | 100 |




| Body Size | PD-Series ISO15171-1 Diagnostic Nipple (Female Threads) | | | | | | | | | | | |
|-----------|---|---------------|----------|------------|--------|--------|------------|--------|--------|-----------|-------------|-----|
| | Part Detail | | | List Price | Length | | Maximum OD | | Hex mm | Weight Lb | Package Qty | |
| | Part Number | Threads | Material | | Inch | mm | Inch | mm | | | Bag | Box |
| 1/8" | PD1F1 | 1/8" - 27 NPT | steel | \$14.92 | 1.88 | 47.752 | 0.76 | 19.304 | 17 | 0.04 | 10 | 100 |
| 1/8" | PD1F2 | 1/4" - 18 NPT | steel | 11.24 | 1.88 | 47.752 | 0.76 | 19.304 | 17 | 0.04 | 10 | 100 |


PD-Series Hydraulic Couplings



| Body Size | PD-Series ISO15171-1 Diagnostic Coupler (Male Threads) | | | | | | | | | | | |
|-----------|--|---------------|----------|------------|--------|------|------------|------|--------|-----------|-------------|-----|
| | Part Detail | | | List Price | Length | | Maximum OD | | Hex mm | Weight Lb | Package Qty | |
| | Part Number | Threads | Material | | Inch | mm | Inch | mm | | | Bag | Box |
| 1/8" | 1PDM2 | 1/4" - 18 NPT | steel | \$45.74 | 2.28 | 57.9 | 0.98 | 24.9 | 21 | 0.18 | 10 | 100 |



| Body Size | PD-Series ISO15171-1 Diagnostic Nipple (Male Threads) | | | | | | | | | | | |
|-----------|---|---------------|----------|------------|--------|--------|------------|--------|--------|-----------|-------------|-----|
| | Part Detail | | | List Price | Length | | Maximum OD | | Hex mm | Weight Lb | Package Qty | |
| | Part Number | Threads | Material | | Inch | mm | Inch | mm | | | Bag | Box |
| 1/8" | PD1M1 | 1/8" - 27 NPT | steel | \$12.36 | 1.98 | 50.292 | 0.76 | 19.304 | 17 | 0.05 | 10 | 100 |
| 1/8" | PD1M2 | 1/4" - 18 NPT | steel | 11.24 | 1.48 | 37.592 | 0.76 | 19.304 | 17 | 0.04 | 10 | 100 |



| Body Size | PD-Series ISO15171-1 Diagnostic Nipple (Male ORB Threads) | | | | | | | | | | | |
|-----------|---|----------------|----------|------------|--------|--------|------------|--------|--------|-----------|-------------|-----|
| | Part Detail | | | List Price | Length | | Maximum OD | | Hex mm | Weight Lb | Package Qty | |
| | Part Number | Threads | Material | | Inch | mm | Inch | mm | | | Bag | Box |
| 1/8" | PD1OM2 | 7/16" - 20 ORB | steel | \$12.08 | 1.93 | 49.0 | 0.76 | 19.304 | 17 | 0.06 | 10 | 100 |
| 1/8" | PD1OM3 | 9/16" - 18 ORB | steel | 11.80 | 1.48 | 37.592 | 0.76 | 19.304 | 17 | 0.06 | 10 | 100 |

PD Series Profile

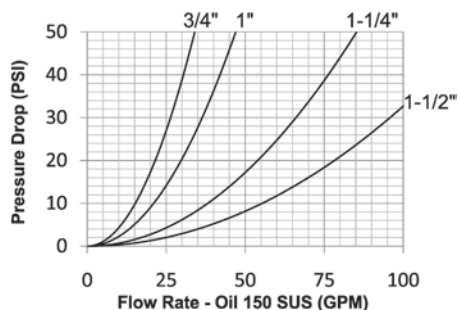


| Body Size | PD-Series Nipple Dust Cap | | | | | | | | | | | |
|-----------|---------------------------|----------|------------|-------------|-----|--|--|--|--|--|--|--|
| | Part Detail | | List Price | Package Qty | | | | | | | | |
| | Part Number | Material | | Bag | Box | | | | | | | |
| 1/8" | H1DC | Nitrile | \$2.98 | 5 | 50 | | | | | | | |

W-Series Hydraulic Couplings

Interchange Data:

- Aeroquip 5100-Series, Parker 6100-Series
- Snap-Tite 78-Series, Faster Series-FB, Safeway S51-Series



Materials:

- Machined components are manufactured using solid steel and brass bar stock.
- Stainless steel retaining rings, and springs maximize corrosion resistance and extend service life.
- Steel componentry is plated using ROHS Compliant Trivalent Chrome.
- Rugged steel cast wing nut for threaded connect and disconnect operation.
- For steel models, coupler valve sleeve and nipple valve are constructed of brass.

Seal Components:

- Nitrile (Buna-N) seals are standard, providing a temperature range of -40°F to +250°F (-40°C to +121°C).
- 3/4" and 1" couplings have a PTFE back-up ring on the valve sleeve to extend service life.
- Main coupler valve has a bonded face-seal to improve seal integrity during pressurized connection/disconnection.
- 3/4" and 1 1/2" nipple valve seal is bonded to the valve face to improve seal integrity and prolong service life.
- External O-Ring on plug indicates full connection and acts as a contamination shield in connected mode.
- Redundant O-Ring on the coupler body will engage nipple for secondary sealing support.

Rated Pressure Chart:

| Body Size | W-Series Wingstyle Interchange (Connected) | | | |
|-----------|--|-----|--------|-------|
| | Coupler/Plug | | | |
| | Maximum Working | | Burst | |
| | PSI | Bar | PSI | Bar |
| 3/4" | 3,000 | 200 | 12,300 | 850 |
| 1" | 3,000 | 200 | 14,100 | 1,000 |
| 1-1/4" | 2,750 | 190 | 8,800 | 600 |
| 1-1/2" | 2,500 | 170 | 8,800 | 600 |

Technical Specifications:

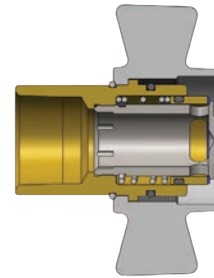

| Body Size | Interchange Standards | | | | Functional Parameters | | | | |
|-----------|-----------------------|-----------------|-------------------------|---------------------|-----------------------|---------------|------------|----------------|------------------|
| | U.S. Military | U.S. Government | International Standards | ANSI/NFPA Standards | Locking Mechanism | Air Inclusion | Fluid Loss | Vacuum Inch HG | Flow ΔP = 32 PSI |
| 3/4" | - | - | - | - | Threaded | 0.34cc | 0.26cc | 27.4 | 28 GPM |
| 1" | - | - | - | - | Threaded | 0.50cc | 0.35cc | 27.4 | 40 GPM |
| 1-1/4" | - | - | - | - | Threaded | 0.68cc | 0.70cc | 27.4 | 70 GPM |
| 1-1/2" | - | - | - | - | Threaded | 0.60cc | 0.94cc | 27.4 | 100 GPM |

Although the wingstyle couplings are able to connect and disconnect while under pressure, it is recommended that hydraulic power supply be de-energized during connection to ensure operator safety. If it is not possible to de-energize the circuit, operators must be aware of their surroundings to ensure that an attachment or tool does not put them at risk, once hydraulic power is applied during the connection process.


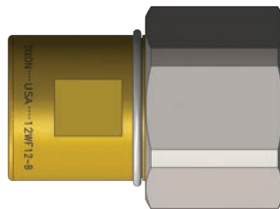


W-Series couplings are not recommended for continuous hydraulic impulse applications at rated pressures.

W-Series Hydraulic Couplings

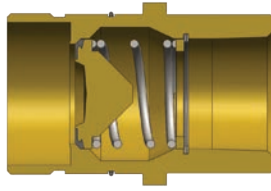


| Body Size | W-Series Wingstyle Interchange Coupler (Female Threads) | | | | | | | | | | | |
|-----------|---|----------------------|----------|----------------|--------|-------|------------|-------|------------|-----------|-------------|-----|
| | Part Detail | | | List Price | Length | | Maximum OD | | Flats Inch | Weight Lb | Package Qty | |
| | Part Number | Threads | Material | | Inch | mm | Inch | mm | | | Bag | Box |
| 3/4" | 6WF4-B | 1/2" - 14 NPTF | brass | \$77.25 | 3.09 | 78.5 | 4.06 | 103.1 | 1.15" | 1.30 | - | 10 |
| 3/4" | 6WBF4-B | 1/2" - 14 BSPP | brass | 72.10 | 3.09 | 78.5 | 4.06 | 103.1 | 1.15" | 1.30 | - | 10 |
| 3/4" | 6WF6-B | 3/4" - 14 NPTF | brass | 77.25 | 3.09 | 78.5 | 4.06 | 103.1 | 1.15" | 1.30 | - | 10 |
| 3/4" | 6WBF6-B | 3/4" - 14 BSPP | brass | 92.70 | 3.09 | 78.5 | 4.06 | 103.1 | 1.15" | 1.30 | - | 10 |
| 1" | 8WF8-B | 1" - 11 1/2 NPTF | brass | 94.76 | 3.78 | 96.0 | 4.45 | 113.0 | 1.44" | 1.89 | - | 10 |
| 1" | 8WF8 | 1" - 11 1/2 NPTF | steel | 97.85 | 3.78 | 96.0 | 4.45 | 113.0 | 1.44" | 1.89 | - | 10 |
| 1" | 8WBF8-B | 1" - 11 BSPP | brass | 94.76 | 3.78 | 96.0 | 4.45 | 113.0 | 1.44" | 1.89 | - | 10 |
| 1-1/4" | 10WF10-B | 1-1/4" - 11 1/2 NPTF | brass | 173.04 | 3.97 | 100.8 | 5.20 | 132.1 | 1.78" | 2.76 | - | 5 |
| 1-1/4" | 10WBF10-B | 1-1/4" - 11 BSPP | brass | 188.49 | 3.97 | 100.8 | 5.20 | 132.1 | 1.78" | 2.76 | - | 5 |
| 1-1/2" | 12WF12-B | 1-1/2" - 11 1/2 NPTF | brass | 206.00 | 4.08 | 103.6 | 5.35 | 135.9 | 2" | 3.52 | - | 5 |
| 1-1/2" | 12WBF12-B | 1-1/2" - 11 BSPP | brass | 221.45 | 4.08 | 103.6 | 5.35 | 135.9 | 2" | 3.52 | - | 5 |





| Body Size | W-Series Wingstyle Interchange Hex-Nut Coupler (Female Threads) | | | | | | | | | | | |
|-----------|---|----------------------|----------|----------------|--------|-------|------------|------|------------|-----------|-------------|-----|
| | Part Detail | | | List Price | Length | | Maximum OD | | Flats Inch | Weight Lb | Package Qty | |
| | Part Number | Threads | Material | | Inch | mm | Inch | mm | | | Bag | Box |
| 3/4" | 6WF4-B-HN | 1/2" - 14 NPTF | brass | \$77.25 | 3.09 | 78.5 | 1.92 | 48.8 | 1.15" | 1.07 | - | 10 |
| 3/4" | 6WBF4-B-HN | 1/2" - 14 BSPP | brass | 92.70 | 3.09 | 78.5 | 1.92 | 48.8 | 1.15" | 1.07 | - | 10 |
| 3/4" | 6WF6-B-HN | 3/4" - 14 NPTF | brass | 77.25 | 3.09 | 78.5 | 1.92 | 48.8 | 1.15" | 1.07 | - | 10 |
| 3/4" | 6WBF6-B-HN | 3/4" - 14 BSPP | brass | 92.70 | 3.09 | 78.5 | 1.92 | 48.8 | 1.15" | 1.07 | - | 10 |
| 1" | 8WF8-B-HN | 1" - 11 1/2 NPTF | brass | 94.76 | 3.78 | 96.0 | 2.33 | 59.2 | 1.44" | 1.63 | - | 10 |
| 1" | 8WBF8-B-HN | 1" - 11 BSPP | brass | 110.21 | 3.78 | 96.0 | 2.33 | 59.2 | 1.44" | 1.63 | - | 10 |
| 1-1/4" | 10WF10-B-HN | 1-1/4" - 11 1/2 NPTF | brass | 173.04 | 3.97 | 100.8 | 2.75 | 69.9 | 1.78" | 2.47 | - | 5 |
| 1-1/4" | 10WBF10-B-HN | 1-1/4" - 11 BSPP | brass | 188.49 | 3.97 | 100.8 | 2.75 | 69.9 | 1.78" | 2.47 | - | 5 |
| 1-1/2" | 12WF12-B-HN | 1-1/2" - 11 1/2 NPTF | brass | 206.00 | 4.08 | 103.6 | 3.01 | 76.5 | 2" | 3.15 | - | 5 |
| 1-1/2" | 12WBF12-B-HN | 1-1/2" - 11 BSPP | brass | 221.45 | 4.08 | 103.6 | 3.01 | 76.5 | 2" | 3.15 | - | 5 |

W-Series Hydraulic Couplings




| Body Size | W-Series Wingstyle Interchange Nipple (Female Threads) | | | | | | | | | | | |
|-----------|--|----------------------|----------|------------|--------|-------|------------|------|----------|-----------|-------------|-----|
| | Part Detail | | | List Price | Length | | Maximum OD | | Hex Inch | Weight Lb | Package Qty | |
| | Part Number | Threads | Material | | Inch | mm | Inch | mm | | | Bag | Box |
| 3/4" | W6F4-B | 1/2" - 14 NPTF | brass | \$54.59 | 3.10 | 78.7 | 1.78 | 45.2 | 1-5/16" | 0.82 | - | 10 |
| 3/4" | W6BF4-B | 1/2" - 14 BSPP | brass | 70.04 | 3.10 | 78.7 | 1.78 | 45.2 | 1-5/16" | 0.82 | - | 10 |
| 3/4" | W6F6-B | 3/4" - 14 NPTF | brass | 54.59 | 3.10 | 78.7 | 1.78 | 45.2 | 1-5/16" | 0.76 | - | 10 |
| 3/4" | W6BF6-B | 3/4" - 14 BSPP | brass | 70.04 | 3.10 | 78.7 | 1.78 | 45.2 | 1-5/16" | 0.76 | - | 10 |
| 1" | W8F8-B | 1" - 11 1/2 NPTF | brass | 58.71 | 3.55 | 90.2 | 2.00 | 50.8 | 1-9/16" | 1.30 | - | 10 |
| 1" | W8F8 | 1" - 11 1/2 NPTF | steel | 61.80 | 3.55 | 90.2 | 2.00 | 50.8 | 1-9/16" | 1.30 | - | 10 |
| 1" | W8BF8-B | 1" - 11 BSPP | brass | 74.16 | 3.55 | 90.2 | 2.00 | 50.8 | 1-9/16" | 1.30 | - | 10 |
| 1-1/4" | W10F10-B | 1-1/4" - 11 1/2 NPTF | brass | 121.54 | 3.71 | 94.2 | 2.38 | 60.5 | 1-7/8" | 1.65 | - | 5 |
| 1-1/4" | W10BF10-B | 1-1/4" - 11 BSPP | brass | 136.99 | 3.71 | 94.2 | 2.38 | 60.5 | 1-7/8" | 1.65 | - | 5 |
| 1-1/2" | W12F12-B | 1-1/2" - 11 1/2 NPTF | brass | 206.00 | 4.11 | 104.4 | 2.83 | 71.9 | 2-1/2" | 2.61 | - | 5 |
| 1-1/2" | W12BF12-B | 1-1/2" - 11 BSPP | brass | 221.45 | 4.11 | 104.4 | 2.83 | 71.9 | 2-1/2" | 2.61 | - | 5 |




nipple not included with flange

| Body Size | W-Series Wingstyle Interchange Nipple Mounting Flange | | | | | | | |
|-----------|---|----------------|----------|------------|-----------|-------------|-----|--|
| | Part Detail | | | List Price | Weight Lb | Package Qty | | |
| | Part Number | Bolt Hole Size | Material | | | Bag | Box | |
| 3/4" | W6-BMF | 0.201" | steel | \$4.64 | 0.07 | 5 | 50 | |
| 1" | W8-BMF | 0.201" | steel | 6.18 | 0.07 | 5 | 50 | |
| 1-1/4" | W10-BMF | 0.201" | steel | 8.24 | 0.29 | 5 | 50 | |
| 1-1/2" | W12-BMF | 0.201" | steel | 10.30 | 0.76 | 5 | 50 | |

W-Series Hydraulic Couplings



| Body Size | W-Series Wingstyle Interchange Coupler Rigid Dust Plug | | | | | | |
|-----------|--|---------------|-------|----------------|-----------|-------------|-----|
| | Part Detail | | | List Price | Weight Lb | Package Qty | |
| | Part Number | Lanyard | Body | | | Bag | Box |
| 3/4" | 6WDP | SS Bead Chain | steel | \$17.70 | 0.31 | 10 | 50 |
| 1" | 8WDP | SS Bead Chain | steel | 19.50 | 0.48 | 10 | 50 |
| 1-1/4" | 10WDP | SS Bead Chain | steel | 28.00 | 0.61 | 5 | 25 |
| 1-1/2" | 12WDP | SS Bead Chain | steel | 50.00 | 1.20 | 5 | 25 |



| Body Size | W-Series Wingstyle Interchange Nipple Rigid Dust Cap | | | | | | |
|-----------|--|---------------|-------|----------------|-----------|-------------|-----|
| | Part Detail | | | List Price | Weight Lb | Package Qty | |
| | Part Number | Lanyard | Body | | | Bag | Box |
| 3/4" | W6DC | SS Bead Chain | steel | \$15.60 | 0.36 | 10 | 50 |
| 1" | W8DC | SS Bead Chain | steel | 17.00 | 0.37 | 10 | 50 |
| 1-1/4" | W10DC | SS Bead Chain | steel | 26.40 | 0.62 | 5 | 25 |
| 1-1/2" | W12DC | SS Bead Chain | steel | 46.00 | 1.03 | 5 | 25 |

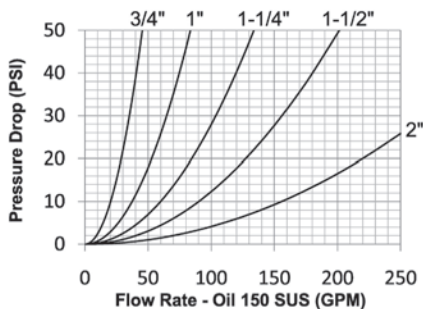
| Body Size | W-Series Wingstyle Interchange Coupler Repair Kits | | | | | | |
|-----------|--|---------------|---------------|----------------|--|-------------|-----|
| | Part Detail | | | List Price | Repair Kit Contents (for one coupler) | Package Qty | |
| | Part Number | Coupler Style | Seal Material | | | Bag | Box |
| 3/4" | 6W-RKIT | all | Nitrile | \$28.66 | Bonded Valve, O-Rings, and PTFE Backup | 1 | 25 |
| 1" | 8W-RKIT | all | Nitrile | 32.86 | Bonded Valve, O-Rings, and PTFE Backup | 1 | 25 |
| 1-1/4" | 10W-RKIT | all | Nitrile | 34.50 | Bonded Valve, O-Rings, and PTFE Backup | 1 | 25 |
| 1-1/2" | 12W-RKIT | all | Nitrile | 36.27 | Bonded Valve, O-Rings, and PTFE Backup | 1 | 25 |

| Body Size | W-Series Wingstyle Interchange Nipple Repair Kits | | | | | | |
|-----------|---|---------------|---------------|---------------|---------------------------------------|-------------|-----|
| | Part Detail | | | List Price | Repair Kit Contents (for one coupler) | Package Qty | |
| | Part Number | Coupler Style | Seal Material | | | Bag | Box |
| 3/4" | W6-RKIT | all | Nitrile | \$9.63 | Valve Assembly and O-Ring | 1 | 25 |
| 1" | W8-RKIT | all | Nitrile | 10.12 | Valve Assembly and O-Ring | 1 | 25 |
| 1-1/4" | W10-RKIT | all | Nitrile | 17.53 | Valve Assembly and O-Ring | 1 | 25 |
| 1-1/2" | W12-RKIT | all | Nitrile | 35.30 | Valve Assembly and O-Ring | 1 | 25 |

WS-Series Hydraulic Couplings

Interchange Data:

- High Pressure Wingstyle Interchange
- Snap-Tite 75-Series, Hydraulics Inc. Series-5TV



Materials:

- Machined components are manufactured using solid steel or 316 stainless steel bar stock.
- Stainless steel retaining rings, and springs maximize corrosion resistance and extend service life.
- Steel componentry is plated using ROHS Compliant Trivalent Chrome.
- Rugged high-strength steel shell-cast wing nut for threaded connect and disconnect operation.
- 316 stainless steel nipple connection-threads are coated to prevent galling during connection/disconnection.
- 1/4" and 1/2" 316 stainless steel couplers have a hex-nut connection sleeve.

Seal Components:

- Nitrile (Buna-N) seals are standard, providing a temperature range of -40°F to +250°F (-40°C to +121°C).
- PTFE anti-extrusion ring protects main coupling O-Ring from dynamic impulse pressure damage.
- Main valve seal is 'housed' to improve seal integrity during pressurized connection/disconnection.
- Blow-out Prevention (BOP) couplings contain fire service grade Viton® seals - coupling has been fire tested and Lloyd's certified to 700°C (1300°F) in accordance with API 16D (Certificate #NAO 0601041/1).

Rated Pressure Chart:

| Body Size | WS-Series High Pressure Wingstyle Interchange (Connected) | | | | | | | |
|-----------|---|-----|--------|-------|---------------------|-----|--------|-------|
| | Steel Coupler/Plug | | | | 316 SS Coupler/Plug | | | |
| | Maximum Working | | Burst | | Maximum Working | | Burst | |
| | PSI | Bar | PSI | Bar | PSI | Bar | PSI | Bar |
| 3/4" | 5,000 | 345 | 32,800 | 2,200 | 3,000 | 200 | 20,000 | 1,400 |
| 1" | 5,000 | 345 | 25,100 | 1,700 | 3,000 | 200 | 20,000 | 1,400 |
| 1-1/4" | 5,000 | 345 | 15,000 | 1,000 | 3,000 | 200 | 15,000 | 1,000 |
| 1-1/2" | 5,000 | 345 | 19,300 | 1,300 | 3,000 | 200 | 15,000 | 1,000 |
| 2" | 5,000 | 345 | 15,000 | 1,000 | 3,000 | 200 | 15,000 | 1,000 |

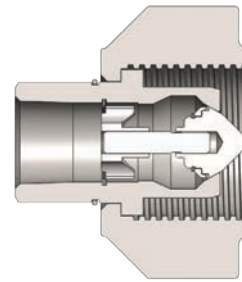
Technical Specifications:

| Body Size | Interchange Standards | | | | Functional Parameters | | | | |
|-----------|-----------------------|-----------------|-------------------------|---------------------|-----------------------|---------------|------------|----------------|------------------|
| | U.S. Military | U.S. Government | International Standards | ANSI/NFPA Standards | Locking Mechanism | Air Inclusion | Fluid Loss | Vacuum Inch HG | Flow ΔP = 30 PSI |
| 3/4" | - | - | - | - | Threaded | 10cc | 10cc | 27.4 | 35 GPM |
| 1" | - | - | - | - | Threaded | 23cc | 15cc | 27.4 | 65 GPM |
| 1-1/4" | - | - | - | - | Threaded | 50cc | 30cc | 27.4 | 105 GPM |
| 1-1/2" | - | - | - | - | Threaded | 100cc | 60cc | 27.4 | 160 GPM |
| 2" | - | - | - | - | Threaded | 200cc | 135cc | 27.4 | 270 GPM |

List Price Seal Option Adders:


| Body Size | Standard Seal Options | | | | | | | | | | Standard Coupling Options | | | | | |
|-----------|-----------------------|--------|------|--------|-------------|--------|--------------|--------|----------|--------|---------------------------|---------|-----------|---------|-----------|---------|
| | Viton® | | EPDM | | Mil-Nitrile | | Fuel Nitrile | | Silicone | | Wrench Flats | | View Port | | Oxy-Clean | |
| | Pre | Add \$ | Pre | Add \$ | Pre | Add \$ | Pre | Add \$ | Pre | Add \$ | Suf | Add \$ | Suf | Add \$ | Suf | Add \$ |
| 3/4" | F- | \$6.16 | P- | \$6.16 | M- | \$6.16 | JF- | \$6.16 | S- | \$6.16 | -WF | \$34.00 | -VP | \$20.00 | -C1 | \$20.00 |
| 1" | F- | 7.70 | P- | 7.70 | M- | 7.70 | JF- | 7.70 | S- | 7.70 | -WF | 34.00 | -VP | 20.00 | -C1 | 20.00 |
| 1-1/4" | F- | 12.32 | P- | 12.32 | M- | 12.32 | JF- | 12.32 | S- | 12.32 | -WF | 34.00 | -VP | 20.00 | -C1 | 22.00 |
| 1-1/2" | F- | 15.40 | P- | 15.40 | M- | 15.40 | JF- | 15.40 | S- | 15.40 | -WF | 38.00 | -VP | 24.00 | -C1 | 22.00 |
| 2" | F- | 21.56 | P- | 21.56 | M- | 21.56 | JF- | 21.56 | S- | 21.56 | -WF | 38.00 | -VP | 28.00 | -C1 | 26.00 |

WS-Series Hydraulic Couplings




| Body Size | WS-Series High Pressure Wingstyle Interchange Coupler (Female Threads) | | | | | | | | | | | |
|-----------|--|----------------------|---------------|-----------------|--------|-------|------------|-------|----------|-----------|-------------|-----|
| | Part Detail | | | List Price | Length | | Maximum OD | | Hex Inch | Weight Lb | Package Qty | |
| | Part Number | Threads | Material | | Inch | mm | Inch | mm | | | Bag | Box |
| 3/4" | 6WSF4 | 1/2" - 14 NPTF | steel | \$158.76 | 2.76 | 70.1 | 3.23 | 82.0 | - | 1.86 | - | 5 |
| 3/4" | 6WSF6 | 3/4" - 14 NPTF | steel | 154.22 | 2.76 | 70.1 | 3.23 | 82.0 | - | 1.80 | - | 5 |
| 3/4" | 6WSF6-SS | 3/4" - 14 NPTF | 316 stainless | 2211.30 | 2.76 | 70.1 | 3.23 | 82.0 | - | 1.80 | - | 5 |
| 3/4" | 6WSBF6 | 3/4" - 14 BSPP | steel | 154.22 | 2.76 | 70.1 | 3.23 | 82.0 | - | 1.80 | - | 5 |
| 3/4" | 6WSBF6-SS | 3/4" - 14 BSPP | 316 stainless | 2211.30 | 2.76 | 70.1 | 3.23 | 82.0 | - | 1.80 | - | 5 |
| 3/4" | 6WSOF6 | 1-1/16" - 12 ORB | steel | 170.10 | 2.76 | 70.1 | 3.23 | 82.0 | - | 1.78 | - | 5 |
| 1" | 8WSF8 | 1" - 11 1/2 NPTF | steel | 231.34 | 3.45 | 87.6 | 4.00 | 101.6 | - | 3.30 | - | 5 |
| 1" | 8WSF8-SS | 1" - 11 1/2 NPTF | 316 stainless | 2494.80 | 3.45 | 87.6 | 4.00 | 101.6 | - | 3.30 | - | 5 |
| 1" | 8WSBF8 | 1" - 11 BSPP | steel | 231.34 | 3.45 | 87.6 | 4.00 | 101.6 | - | 3.30 | - | 5 |
| 1" | 8WSBF8-SS | 1" - 11 BSPP | 316 stainless | 2494.80 | 3.45 | 87.6 | 4.00 | 101.6 | - | 3.30 | - | 5 |
| 1" | 8WSOF8 | 1-5/16" - 12 ORB | steel | 260.82 | 3.45 | 87.6 | 4.00 | 101.6 | - | 3.26 | - | 5 |
| 1-1/4" | 10WSF10 | 1-1/4" - 11 1/2 NPTF | steel | 391.23 | 4.40 | 111.8 | 4.65 | 118.1 | - | 5.70 | - | 1 |
| 1-1/4" | 10WSF10-SS | 1-1/4" - 11 1/2 NPTF | 316 stainless | 4082.40 | 4.40 | 111.8 | 4.65 | 118.1 | - | 5.70 | - | 1 |
| 1-1/4" | 10WSBF10 | 1-1/4" - 11 BSPP | steel | 391.23 | 4.40 | 111.8 | 4.65 | 118.1 | - | 5.70 | - | 1 |
| 1-1/4" | 10WSBF10-SS | 1-1/4" - 11 BSPP | 316 stainless | 4082.40 | 4.40 | 111.8 | 4.65 | 118.1 | - | 5.70 | - | 1 |
| 1-1/4" | 10WSOF10 | 1-5/8" - 12 ORB | steel | 419.58 | 4.40 | 111.8 | 4.65 | 118.1 | - | 5.68 | - | 1 |
| 1-1/2" | 12WSF12 | 1-1/2" - 11 1/2 NPTF | steel | 578.34 | 5.13 | 130.3 | 5.43 | 137.9 | - | 8.90 | - | 1 |
| 1-1/2" | 12WSF12-SS | 1-1/2" - 11 1/2 NPTF | 316 stainless | 4989.60 | 5.13 | 130.3 | 5.43 | 137.9 | - | 8.90 | - | 1 |
| 1-1/2" | 12WSBF12 | 1-1/2" - 11 BSPP | steel | 578.34 | 5.13 | 130.3 | 5.43 | 137.9 | - | 8.90 | - | 1 |
| 1-1/2" | 12WSBF12-SS | 1-1/2" - 11 BSPP | 316 stainless | 4989.60 | 5.13 | 130.3 | 5.43 | 137.9 | - | 8.90 | - | 1 |
| 1-1/2" | 12WSOF12 | 1-7/8" - 12 ORB | steel | 623.70 | 5.13 | 130.3 | 5.43 | 137.9 | - | 8.87 | - | 1 |
| 2" | 16WSF16 | 2" - 11 1/2 NPTF | steel | 827.82 | 6.09 | 154.7 | 6.73 | 170.9 | - | 17.10 | - | 1 |
| 2" | 16WSF16-SS | 2" - 11 1/2 NPTF | 316 stainless | 6463.80 | 6.09 | 154.7 | 6.73 | 170.9 | - | 17.10 | - | 1 |
| 2" | 16WSBF16 | 2" - 11 BSPP | steel | 827.82 | 6.09 | 154.7 | 6.73 | 170.9 | - | 17.10 | - | 1 |
| 2" | 16WSBF16-SS | 2" - 11 BSPP | 316 stainless | 6463.80 | 6.09 | 154.7 | 6.73 | 170.9 | - | 17.10 | - | 1 |
| 2" | 16WSOF16 | 2" - 12 ORB | steel | 856.17 | 6.09 | 154.7 | 6.73 | 170.9 | - | 16.96 | - | 1 |


WS-Series Hydraulic Couplings



| Body Size | WS-Series Blowout Prevention Safety Coupler (Female Threads) | | | | | | | | | | | |
|-----------|--|----------------------|---------------|-----------------|--------|-------|------------|-------|----------|-----------|-------------|-----|
| | Part Detail | | | List Price | Length | | Maximum OD | | Hex Inch | Weight Lb | Package Qty | |
| | Part Number | Threads | Material | | Inch | mm | Inch | mm | | | Bag | Box |
| 3/4" | 6WSF4-BOP | 1/2" - 14 NPTF | steel | \$238.14 | 2.76 | 70.1 | 3.23 | 82.0 | - | 1.86 | - | 5 |
| 3/4" | 6WSF6-BOP | 3/4" - 14 NPTF | steel | 226.80 | 2.76 | 70.1 | 3.23 | 82.0 | - | 1.80 | - | 5 |
| 3/4" | 6WSF6-SS-BOP | 3/4" - 14 NPTF | 316 stainless | 2608.20 | 2.76 | 70.1 | 3.23 | 82.0 | - | 1.80 | - | 5 |
| 3/4" | 6WSBF6-BOP | 3/4" - 14 BSPP | steel | 226.80 | 2.76 | 70.1 | 3.23 | 82.0 | - | 1.80 | - | 5 |
| 1" | 8WSF8-BOP | 1" - 11 1/2 NPTF | steel | 317.52 | 3.45 | 87.6 | 4.00 | 101.6 | - | 3.30 | - | 5 |
| 1" | 8WSF8-SS-BOP | 1" - 11 1/2 NPTF | 316 stainless | 2721.60 | 3.45 | 87.6 | 4.00 | 101.6 | - | 3.30 | - | 5 |
| 1" | 8WSBF8-BOP | 1" - 11 BSPP | steel | 317.52 | 3.45 | 87.6 | 4.00 | 101.6 | - | 3.30 | - | 5 |
| 1-1/4" | 10WSF10-BOP | 1-1/4" - 11 1/2 NPTF | steel | 510.30 | 4.40 | 111.8 | 4.65 | 118.1 | - | 5.70 | - | 1 |
| 1-1/4" | 10WSBF10-BOP | 1-1/4" - 11 BSPP | steel | 510.30 | 4.40 | 111.8 | 4.65 | 118.1 | - | 5.70 | - | 1 |
| 1-1/2" | 12WSF12-BOP | 1-1/2" - 11 1/2 NPTF | steel | 725.76 | 5.13 | 130.3 | 5.43 | 137.9 | - | 8.90 | - | 1 |
| 1-1/2" | 12WSBF12-BOP | 1-1/2" - 11 BSPP | steel | 725.76 | 5.13 | 130.3 | 5.43 | 137.9 | - | 8.90 | - | 1 |
| 2" | 16WSF16-BOP | 2" - 11 1/2 NPTF | steel | 1020.60 | 6.09 | 154.7 | 6.73 | 170.9 | - | 17.10 | - | 1 |
| 2" | 16WSBF16-BOP | 2" - 11 BSPP | steel | 1020.60 | 6.09 | 154.7 | 6.73 | 170.9 | - | 17.10 | - | 1 |




WS coupler with view port example

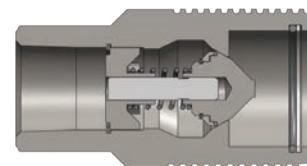


WS coupler with wrench flats example
* Wrench flats may result in reduced pressure performance.

WS-Series Hydraulic Couplings




| Body Size | WS-Series High Pressure Wingstyle Interchange Nipple (Female Threads) | | | | | | | | | | | |
|-----------|---|----------------------|---------------|------------|--------|-------|------------|-------|----------|-----------|-------------|-----|
| | Part Detail | | | List Price | Length | | Maximum OD | | Hex Inch | Weight Lb | Package Qty | |
| | Part Number | Threads | Material | | Inch | mm | Inch | mm | | | Bag | Box |
| 3/4" | WS6F4 | 1/2" - 14 NPTF | steel | \$146.29 | 3.27 | 83.1 | 1.74 | 44.2 | - | 1.23 | - | 5 |
| 3/4" | WS6F6 | 3/4" - 14 NPTF | steel | 141.75 | 3.27 | 83.1 | 1.74 | 44.2 | - | 1.20 | - | 5 |
| 3/4" | WS6F6-SS | 3/4" - 14 NPTF | 316 stainless | 1814.40 | 3.27 | 83.1 | 1.74 | 44.2 | - | 1.20 | - | 5 |
| 3/4" | WS6BF6 | 3/4" - 14 BSPP | steel | 141.75 | 3.27 | 83.1 | 1.74 | 44.2 | - | 1.20 | - | 5 |
| 3/4" | WS6BF6-SS | 3/4" - 14 BSPP | 316 stainless | 1814.40 | 3.27 | 83.1 | 1.74 | 44.2 | - | 1.20 | - | 5 |
| 3/4" | WS6OF6 | 1-1/16" - 12 ORB | steel | 164.43 | 3.27 | 83.1 | 1.74 | 44.2 | - | 1.17 | - | 5 |
| 1" | WS8F8 | 1" - 11 1/2 NPTF | steel | 170.10 | 4.18 | 106.2 | 2.25 | 57.2 | - | 2.50 | - | 5 |
| 1" | WS8F8-SS | 1" - 11 1/2 NPTF | 316 stainless | 2041.20 | 4.18 | 106.2 | 2.25 | 57.2 | - | 2.50 | - | 5 |
| 1" | WS8BF8 | 1" - 11 BSPP | steel | 170.10 | 4.18 | 106.2 | 2.25 | 57.2 | - | 2.50 | - | 5 |
| 1" | WS8BF8-SS | 1" - 11 BSPP | 316 stainless | 2041.20 | 4.18 | 106.2 | 2.25 | 57.2 | - | 2.50 | - | 5 |
| 1" | WS8OF8 | 1-5/16" - 12 ORB | steel | 198.45 | 4.18 | 106.2 | 2.25 | 57.2 | - | 2.46 | - | 5 |
| 1-1/4" | WS10F10 | 1-1/4" - 11 1/2 NPTF | steel | 311.85 | 5.38 | 136.7 | 2.63 | 66.8 | - | 4.10 | - | 1 |
| 1-1/4" | WS10F10-SS | 1-1/4" - 11 1/2 NPTF | 316 stainless | 2608.20 | 5.38 | 136.7 | 2.63 | 66.8 | - | 4.10 | - | 1 |
| 1-1/4" | WS10BF10 | 1-1/4" - 11 BSPP | steel | 311.85 | 5.38 | 136.7 | 2.63 | 66.8 | - | 4.10 | - | 1 |
| 1-1/4" | WS10BF10-SS | 1-1/4" - 11 BSPP | 316 stainless | 2608.20 | 5.38 | 136.7 | 2.63 | 66.8 | - | 4.10 | - | 1 |
| 1-1/4" | WS10OF10 | 1-5/8" - 12 ORB | steel | 340.20 | 5.38 | 136.7 | 2.63 | 66.8 | - | 4.18 | - | 1 |
| 1-1/2" | WS12F12 | 1-1/2" - 11 1/2 NPTF | steel | 487.62 | 5.98 | 151.9 | 3.25 | 82.6 | - | 6.90 | - | 1 |
| 1-1/2" | WS12F12-SS | 1-1/2" - 11 1/2 NPTF | 316 stainless | 3175.20 | 5.98 | 151.9 | 3.25 | 82.6 | - | 6.90 | - | 1 |
| 1-1/2" | WS12BF12 | 1-1/2" - 11 BSPP | steel | 487.62 | 5.98 | 151.9 | 3.25 | 82.6 | - | 6.90 | - | 1 |
| 1-1/2" | WS12BF12-SS | 1-1/2" - 11 BSPP | 316 stainless | 3175.20 | 5.98 | 151.9 | 3.25 | 82.6 | - | 6.90 | - | 1 |
| 1-1/2" | WS12OF12 | 1-7/8" - 12 ORB | steel | 510.30 | 5.98 | 151.9 | 3.25 | 82.6 | - | 6.86 | - | 1 |
| 2" | WS16F16 | 2" - 11 1/2 NPTF | steel | 793.80 | 7.05 | 179.1 | 4.00 | 101.6 | - | 12.50 | - | 1 |
| 2" | WS16F16-SS | 2" - 11 1/2 NPTF | 316 stainless | 4195.80 | 7.05 | 179.1 | 4.00 | 101.6 | - | 12.50 | - | 1 |
| 2" | WS16BF16 | 2" - 11 BSPP | steel | 793.80 | 7.05 | 179.1 | 4.00 | 101.6 | - | 12.50 | - | 1 |
| 2" | WS16BF16-SS | 2" - 11 BSPP | 316 stainless | 4195.80 | 7.05 | 179.1 | 4.00 | 101.6 | - | 12.50 | - | 1 |
| 2" | WS16OF16 | 2" - 12 ORB | steel | 827.82 | 7.05 | 179.1 | 4.00 | 101.6 | - | 12.44 | - | 1 |




| Body Size | WS-Series Blowout Prevention Safety Nipple (Female Threads) | | | | | | | | | | | |
|-----------|---|----------------------|---------------|------------|--------|-------|------------|-------|----------|-----------|-------------|-----|
| | Part Detail | | | List Price | Length | | Maximum OD | | Hex Inch | Weight Lb | Package Qty | |
| | Part Number | Threads | Material | | Inch | mm | Inch | mm | | | Bag | Box |
| 3/4" | WS6F4-BOP | 1/2" - 14 NPTF | steel | \$181.44 | 3.27 | 83.1 | 1.74 | 44.2 | - | 1.23 | - | 5 |
| 3/4" | WS6F6-BOP | 3/4" - 14 NPTF | steel | 175.77 | 3.27 | 83.1 | 1.74 | 44.2 | - | 1.20 | - | 5 |
| 3/4" | WS6F6-SS-BOP | 3/4" - 14 NPTF | 316 stainless | 2154.60 | 3.27 | 83.1 | 1.74 | 44.2 | - | 1.20 | - | 5 |
| 3/4" | WS6BF6-BOP | 3/4" - 14 BSPP | steel | 175.77 | 3.27 | 83.1 | 1.74 | 44.2 | - | 1.20 | - | 5 |
| 1" | WS8F8-BOP | 1" - 11 1/2 NPTF | steel | 187.11 | 4.18 | 106.2 | 2.25 | 57.2 | - | 2.50 | - | 5 |
| 1" | WS8F8-SS-BOP | 1" - 11 1/2 NPTF | 316 stainless | 2494.80 | 4.18 | 106.2 | 2.25 | 57.2 | - | 2.50 | - | 5 |
| 1" | WS8BF8-BOP | 1" - 11 BSPP | steel | 187.11 | 4.18 | 106.2 | 2.25 | 57.2 | - | 2.50 | - | 5 |
| 1-1/4" | WS10F10-BOP | 1-1/4" - 11 1/2 NPTF | steel | 374.22 | 5.38 | 136.7 | 2.63 | 66.8 | - | 4.10 | - | 1 |
| 1-1/4" | WS10BF10-BOP | 1-1/4" - 11 BSPP | steel | 374.22 | 5.38 | 136.7 | 2.63 | 66.8 | - | 4.10 | - | 1 |
| 1-1/2" | WS12F12-BOP | 1-1/2" - 11 1/2 NPTF | steel | 567.00 | 5.98 | 151.9 | 3.25 | 82.6 | - | 6.90 | - | 1 |
| 1-1/2" | WS12BF12-BOP | 1-1/2" - 11 BSPP | steel | 567.00 | 5.98 | 151.9 | 3.25 | 82.6 | - | 6.90 | - | 1 |
| 2" | WS16F16-BOP | 2" - 11 1/2 NPTF | steel | 952.56 | 7.05 | 179.1 | 4.00 | 101.6 | - | 12.50 | - | 1 |
| 2" | WS16BF16-BOP | 2" - 11 BSPP | steel | 952.56 | 7.05 | 179.1 | 4.00 | 101.6 | - | 12.50 | - | 1 |

WS-Series Hydraulic Couplings



| Body Size | WS-Series Coupler Rigid Dust Plug | | | | | | |
|-----------|-----------------------------------|---------------|----------|----------------|-----------|-------------|-----|
| | Part Detail | | | List Price | Weight Lb | Package Qty | |
| | Part Number | Lanyard | Body | | | Bag | Box |
| 3/4" | 6WSDP-A | SS Bead Chain | aluminum | \$39.00 | 0.31 | 5 | 25 |
| 1" | 8WSDP-A | SS Bead Chain | aluminum | 50.00 | 0.48 | - | 10 |
| 1-1/4" | 10WSDP-A | SS Bead Chain | aluminum | 70.00 | 0.61 | - | 10 |
| 1-1/2" | 12WSDP-A | SS Bead Chain | aluminum | 75.00 | 0.86 | - | 5 |
| 2" | 16WSDP-A | SS Bead Chain | aluminum | 125.00 | 1.05 | - | 5 |



| Body Size | WS-Series Nipple Rigid Dust Cap | | | | | | |
|-----------|---------------------------------|---------------|----------|----------------|-----------|-------------|-----|
| | Part Detail | | | List Price | Weight Lb | Package Qty | |
| | Part Number | Lanyard | Body | | | Bag | Box |
| 3/4" | WS6DC-A | SS Bead Chain | aluminum | \$39.00 | 0.31 | 5 | 25 |
| 1" | WS8DC-A | SS Bead Chain | aluminum | 50.00 | 0.48 | - | 10 |
| 1-1/4" | WS10DC-A | SS Bead Chain | aluminum | 70.00 | 0.61 | - | 10 |
| 1-1/2" | WS12DC-A | SS Bead Chain | aluminum | 75.00 | 0.86 | - | 5 |
| 2" | WS16DC-A | SS Bead Chain | aluminum | 125.00 | 1.05 | - | 5 |

WS-Series Hydraulic Couplings

| Body Size | WS-Series High Pressure Wingstyle Interchange Coupler Seal Kits | | | | | | |
|-----------|---|---------------|---------------|----------------|--|-------------|-----|
| | Part Detail | | | List Price | Seal Kit Contents | Package Qty | |
| | Part Number | Coupler Style | Seal Material | | | Bag | Box |
| 3/4" | 6WS-SKIT | all | Nitrile | \$11.79 | Body / Valve Seals and Retaining Rings | 25 | 200 |
| 1" | 8WS-SKIT | all | Nitrile | 13.23 | Body / Valve Seals and Retaining Rings | 25 | 200 |
| 1-1/4" | 10WS-SKIT | all | Nitrile | 15.88 | Body / Valve Seals and Retaining Rings | 25 | 100 |
| 1-1/2" | 12WS-SKIT | all | Nitrile | 19.05 | Body / Valve Seals and Retaining Rings | 25 | 100 |
| 2" | 16WS-SKIT | all | Nitrile | 20.11 | Body / Valve Seals and Retaining Rings | 25 | 100 |

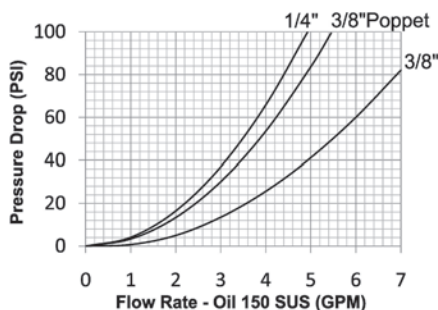
| Body Size | WS-Series BOP Wingstyle Interchange Coupler Seal Kits | | | | | | |
|-----------|---|---------------|---------------|----------------|--|-------------|-----|
| | Part Detail | | | List Price | Seal Kit Contents | Package Qty | |
| | Part Number | Coupler Style | Seal Material | | | Bag | Box |
| 3/4" | 6BOP-SKIT | all | FR Viton® | \$18.46 | Body / Valve Seals and Retaining Rings | 25 | 200 |
| 1" | 8BOP-SKIT | all | FR Viton® | 20.71 | Body / Valve Seals and Retaining Rings | 25 | 200 |
| 1-1/4" | 10BOP-SKIT | all | FR Viton® | 22.37 | Body / Valve Seals and Retaining Rings | 25 | 100 |
| 1-1/2" | 12BOP-SKIT | all | FR Viton® | 23.08 | Body / Valve Seals and Retaining Rings | 25 | 100 |
| 2" | 16BOP-SKIT | all | FR Viton® | 25.67 | Body / Valve Seals and Retaining Rings | 25 | 100 |

| Body Size | WS-Series High Pressure Wingstyle Interchange Coupler Repair Kits | | | | | | |
|-----------|---|---------------|---------------|----------------|--|-------------|-----|
| | Part Detail | | | List Price | Repair Kit Contents (for one coupler or nipple) | Package Qty | |
| | Part Number | Coupler Style | Seal Material | | | Bag | Box |
| 3/4" | 6WS-RKIT | all | Nitrile | \$47.42 | Valve Assembly, O-Ring, and PTFE B.U. | 1 | 25 |
| 1" | 8WS-RKIT | all | Nitrile | 76.44 | Valve Assembly, O-Ring, and PTFE B.U. | 1 | 25 |
| 1-1/4" | 10WS-RKIT | all | Nitrile | 82.66 | Valve Assembly, O-Ring, and PTFE B.U. | 1 | 25 |
| 1-1/2" | 12WS-RKIT | all | Nitrile | 88.92 | Valve Assembly, O-Ring, and PTFE B.U. | 1 | 25 |
| 2" | 16WS-RKIT | all | Nitrile | 149.31 | Valve Assembly, O-Ring, and PTFE B.U. | 1 | 25 |

T-Series Hydraulic Couplings

Interchange Data:

- High Pressure Screw-Together Interchange
- Parker/Pioneer 3000-Series, Enerpac C604, Stucchi IVHP
- Hansen WS56000, Snap-Tite 76-Series, DNP PVM



Materials:

- Machined components are manufactured using solid steel or 316 stainless steel bar stock.
- Chrome steel ball valve is mechanically seated to improve low pressure sealing performance.
- Steel nipples are machined from solid high strength steel bar stock.
- Steel componentry is plated using ROHS Compliant Trivalent Chrome.

Seal Components:

- Urethane seal is standard in ball valve couplers and provides resistance to extrusion when subjected to high pressure - temperature range -40°F to +180°F (-40°C to +82°C).
- Nitrile seals are standard in poppet valve couplings, providing a temperature range of -40°F to +250°F (-40°C to +121°C).

Rated Pressure Chart:

| Body Size | T-Series High Pressure Enerpac Interchange (Connected) | | | | | | | | | | | | | | | |
|-----------|--|-----|--------|-------|--------------------------|-----|--------|-------|---------------------------|-----|--------|-------|----------------------------|-----|--------|-------|
| | Steel Ball Coupler/Plug | | | | 316 SS Ball Coupler/Plug | | | | Steel Poppet Coupler/Plug | | | | 316 SS Poppet Coupler/Plug | | | |
| | Max. Working | | Burst | | Max. Working | | Burst | | Max. Working | | Burst | | Max. Working | | Burst | |
| | PSI | Bar | PSI | Bar | PSI | Bar | PSI | Bar | PSI | Bar | PSI | Bar | PSI | Bar | PSI | Bar |
| 1/4" | 10,000 | 700 | 34,300 | 2,350 | - | - | - | - | - | - | - | - | - | - | - | - |
| 3/8" | 10,000 | 700 | 30,000 | 2,050 | 10,000 | 700 | 30,900 | 2,100 | 10,000 | 700 | 36,800 | 2,500 | 10,000 | 700 | 36,500 | 2,500 |

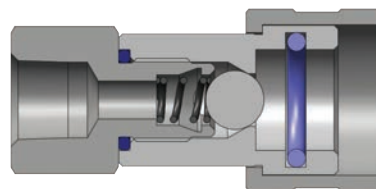

Technical Specifications:

| Body Size | Interchange Standards | | | | Functional Parameters | | | | |
|-----------|-----------------------|-----------------|-------------------------|---------------------|-----------------------|---------------|------------|----------------|------------------|
| | U.S. Military | U.S. Government | International Standards | ANSI/NFPA Standards | Valve Style | Air Inclusion | Fluid Loss | Vacuum Inch HG | Flow ΔP = 60 PSI |
| 1/4" | - | - | - | - | Ball | 0.97 | 0.56 | N/R | 3.8 GPM |
| 3/8" | - | - | - | - | Ball | 2.04 | 0.98 | N/R | 4.2 GPM |
| 3/8" | - | - | - | - | Poppet | 1.56 | 0.77 | N/R | 6 GPM |

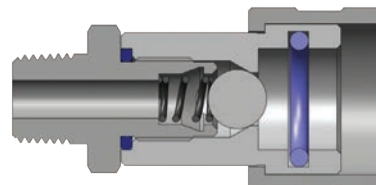

List Price Seal Option Adders:

| Body Size | Seal Options | | | | Kalrez® Seal Options | | | | | | Valve Options | | | | Treatments | |
|-----------|--------------|--------|-------------|--------|----------------------|--------|------|--------|------|--------|---------------|---------|--------|--------|------------|---------|
| | Viton® | | Mil-Nitrile | | 4079 | | 6375 | | 7075 | | Unvalved | | 316 SS | | Oxy-Clean | |
| | Pre | Add \$ | Pre | Add \$ | Pre | Add \$ | Pre | Add \$ | Pre | Add \$ | Suf | Add \$ | Suf | Add \$ | Suf | Add \$ |
| 1/4" | F- | \$0.00 | M- | \$0.00 | K4- | POR | K6- | POR | K7- | POR | -E | -\$3.00 | SSV | N/A | -C1 | \$12.00 |
| 3/8" | F- | 0.00 | M- | 0.00 | K4- | POR | K6- | POR | K7- | POR | -E | -4.40 | SSV | N/A | -C1 | 12.00 |



T-Series Hydraulic Couplings




| Body Size | T-Series High Pressure Ball Interchange Coupler (Female Threads) | | | | | | | | | | | |
|-----------|--|----------------|----------|----------------|--------|------|------------|------|----------|-----------|-------------|-----|
| | Part Detail | | | List Price | Length | | Maximum OD | | Hex Inch | Weight Lb | Package Qty | |
| | Part Number | Threads | Material | | Inch | mm | Inch | mm | | | Bag | Box |
| 3/8" | 3TF3 | 3/8" - 18 NPTF | steel | \$31.27 | 2.83 | 71.9 | 1.39 | 35.3 | 1" | 0.49 | 5 | 25 |



| Body Size | T-Series High Pressure Ball Interchange Coupler (Male Threads) | | | | | | | | | | | |
|-----------|--|----------------|---------------|----------------|--------|------|------------|------|----------|-----------|-------------|-----|
| | Part Detail | | | List Price | Length | | Maximum OD | | Hex Inch | Weight Lb | Package Qty | |
| | Part Number | Threads | Material | | Inch | mm | Inch | mm | | | Bag | Box |
| 1/4" | 2TM2 | 1/4" - 18 NPTF | steel | \$28.34 | 2.36 | 59.9 | 1.14 | 29.0 | 13/16" | 0.25 | 5 | 50 |
| 3/8" | 3TM3 | 3/8" - 18 NPTF | steel | 31.27 | 2.58 | 65.6 | 1.39 | 35.3 | 1" | 0.49 | 5 | 25 |
| 3/8" | 3TM3-SS | 3/8" - 18 NPT | 316 stainless | 192.57 | 2.83 | 71.9 | 1.39 | 35.3 | 1" | 0.49 | 5 | 25 |





| Body Size | T-Series High Pressure Poppet Interchange Coupler (Male Threads) | | | | | | | | | | | |
|-----------|--|---------------|---------------|----------------|--------|------|------------|------|----------|-----------|-------------|-----|
| | Part Detail | | | List Price | Length | | Maximum OD | | Hex Inch | Weight Lb | Package Qty | |
| | Part Number | Threads | Material | | Inch | mm | Inch | mm | | | Bag | Box |
| 3/8" | 3TM3-PV | 3/8" - 18 NPT | steel | \$47.73 | 2.78 | 70.7 | 1.36 | 34.5 | 1" | 0.49 | 5 | 25 |
| 3/8" | 3TM3-SS-PV | 3/8" - 18 NPT | 316 stainless | 222.03 | 2.78 | 70.7 | 1.36 | 34.5 | 1" | 0.49 | 5 | 25 |



| Body Size | T-Series High Pressure Ball Interchange Nipple (Female Threads) | | | | | | | | | | | |
|-----------|---|----------------|---------------|----------------|--------|------|------------|------|----------|-----------|-------------|-----|
| | Part Detail | | | List Price | Length | | Maximum OD | | Hex Inch | Weight Lb | Package Qty | |
| | Part Number | Threads | Material | | Inch | mm | Inch | mm | | | Bag | Box |
| 1/4" | T2F2 | 1/4" - 18 NPTF | steel | \$17.01 | 1.30 | 33.0 | 1.12 | 28.5 | 3/4" | 0.14 | 5 | 50 |
| 3/8" | T3F3 | 3/8" - 18 NPTF | steel | 17.92 | 1.56 | 39.6 | 1.24 | 31.5 | 15/16" | 0.23 | 5 | 25 |
| 3/8" | T3F3-SS | 3/8" - 18 NPT | 316 stainless | 106.47 | 1.56 | 39.6 | 1.24 | 31.5 | 15/16" | 0.23 | 5 | 25 |

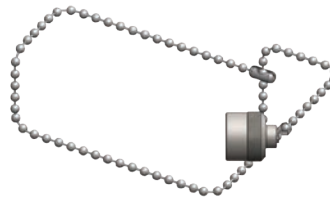
T-Series Hydraulic Couplings



| Body Size | T-Series High Pressure Poppet Interchange Nipple (Female Threads) | | | | | | | | | | | |
|-----------|---|---------------|---------------|----------------|--------|------|------------|--------|----------|-----------|-------------|-----|
| | Part Detail | | | List Price | Length | | Maximum OD | | Hex Inch | Weight Lb | Package Qty | |
| | Part Number | Threads | Material | | Inch | mm | Inch | mm | | | Bag | Box |
| 3/8" | T3F3-PV | 3/8" - 18 NPT | steel | \$26.88 | 1.53 | 38.9 | 1.19 | 30.226 | 15/16" | 0.23 | 5 | 25 |
| 3/8" | T3F3-SS-PV | 3/8" - 18 NPT | 316 stainless | 122.88 | 1.53 | 38.9 | 1.19 | 30.226 | 15/16" | 0.23 | 5 | 25 |



| Body Size | T-Series Coupler Rigid Dust Plug | | | | | | |
|-----------|----------------------------------|---------|-------|---------------|-----------|-------------|-----|
| | Part Detail | | | List Price | Weight Lb | Package Qty | |
| | Part Number | Lanyard | Body | | | Bag | Box |
| 1/4" | 2TDP | rubber | steel | \$6.63 | 0.10 | 5 | 50 |
| 3/8" | 3TDP | rubber | steel | 6.63 | 0.16 | 5 | 25 |



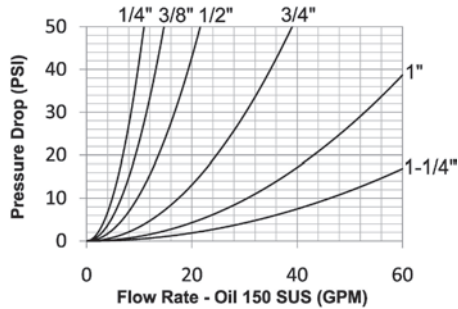
| Body Size | T-Series Nipple Rigid Dust Cap | | | | | | |
|-----------|--------------------------------|---------------|-------|----------------|-----------|-------------|-----|
| | Part Detail | | | List Price | Weight Lb | Package Qty | |
| | Part Number | Lanyard | Body | | | Bag | Box |
| 1/4" | T2DC | SS bead chain | steel | \$10.28 | 0.12 | 5 | 50 |
| 3/8" | T3DC | SS bead chain | steel | 10.28 | 0.19 | 5 | 25 |

| Body Size | T-Series High Pressure Enerpac Interchange Coupler Seal Kits | | | | | | |
|-----------|--|---------------|---------------|---------------|-------------------|-------------|-----|
| | Part Detail | | | List Price | Seal Kit Contents | Package Qty | |
| | Part Number | Coupler Style | Seal Material | | | Bag | Box |
| 1/4" | 2T-SKIT | ball valve | Urethane | \$3.75 | Body Seal | 25 | 200 |
| 3/8" | 3T-SKIT | ball valve | Urethane | 4.11 | Body Seal | 25 | 200 |

CVV-Series Hydraulic Couplings

Interchange Data:

- European Screw-Together Interchange
- Inteva STG-Series, Faster CVV-Series, DNP PVV3, Voswinkel Type-HS



Materials:

- Machined components are manufactured using solid steel bar stock.
- Steel retaining rings, and springs maximize service life in rugged environments.
- Steel componentry is plated using ROHS Compliant Trivalent Chrome.

Seal Components:

- Nitrile (Buna-N) seals are standard, providing a temperature range of -13°F to +257°F (-25°C to +125°C).
- Nipples have a PTFE Anti-Extrusion ring to prevent O-Ring damage during dynamic impulse service.


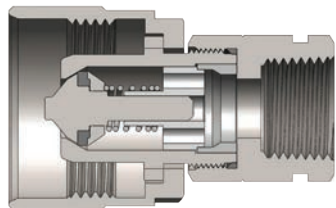
Rated Pressure Chart:

| CVV-Series European Screw-Together Interchange | | | | |
|--|----------------------|-----|--------|-------|
| Body Size | Coupler/Plug Coupled | | | |
| | Maximum Working | | Burst | |
| | PSI | Bar | PSI | Bar |
| 1/4" | 6,500 | 450 | 26,000 | 1,800 |
| 3/8" | 6,500 | 450 | 26,000 | 1,800 |
| 1/2" | 5,800 | 400 | 23,200 | 1,600 |
| 3/4" | 5,800 | 400 | 23,200 | 1,600 |
| 1" | 4,400 | 300 | 17,600 | 1,300 |
| 1-1/4" | 4,400 | 300 | 17,600 | 1,200 |

Technical Specifications:



| Body Size | Interchange Standards | | | | Functional Parameters | | | | |
|-----------|-----------------------|-----------------|-------------------------|---------------------|-----------------------|---------------|------------|----------------|----------------------------------|
| | U.S. Military | U.S. Government | International Standards | ANSI/NFPA Standards | Locking Mechanism | Air Inclusion | Fluid Loss | Vacuum Inch HG | Flow $\Delta P = 22 \text{ PSI}$ |
| 1/4" | - | - | - | - | Threaded | N/A | N/A | 27.4 | 7 GPM |
| 3/8" | - | - | - | - | Threaded | N/A | N/A | 27.4 | 10 GPM |
| 1/2" | - | - | - | - | Threaded | N/A | N/A | 27.4 | 15 GPM |
| 3/4" | - | - | - | - | Threaded | N/A | N/A | 27.4 | 26 GPM |
| 1" | - | - | - | - | Threaded | N/A | N/A | 27.4 | 45 GPM |
| 1-1/4" | - | - | - | - | Threaded | N/A | N/A | 27.4 | 70 GPM |

CVV-Series Hydraulic Couplings



| Body Size | CVV-Series European Interchange Coupler (Female Threads) | | | | | | | | | | | |
|-----------|--|----------------------|----------|----------------|--------|-------|------------|------|--------|-----------|-------------|-----|
| | Part Detail | | | List Price | Length | | Maximum OD | | Hex mm | Weight Lb | Package Qty | |
| | Part Number | Threads | Material | | Inch | mm | Inch | mm | | | Bag | Box |
| 1/4" | 2CVVF2 | 1/4" - 18 NPTF | steel | \$54.45 | 2.33 | 59.3 | 1.34 | 34.0 | 19 | 0.26 | 10 | 50 |
| 1/4" | 2CVVBF2 | 1/4" - 19 BSPP | steel | 54.45 | 2.33 | 59.3 | 1.34 | 34.0 | 19 | 0.26 | 10 | 50 |
| 1/4" | 2CVVFM1415 | M14X1.5 | steel | 54.45 | 2.33 | 59.3 | 1.34 | 34.0 | 19 | 0.29 | 10 | 50 |
| 3/8" | 3CVVF3 | 3/8" - 18 NPTF | steel | 54.45 | 2.41 | 61.2 | 1.34 | 34.0 | 22 | 0.50 | 10 | 30 |
| 3/8" | 3CVVBF3 | 3/8" - 19 BSPP | steel | 54.45 | 2.41 | 61.2 | 1.34 | 34.0 | 22 | 0.50 | 10 | 30 |
| 3/8" | 3CVVFM1615 | M16X1.5 | steel | 54.45 | 2.41 | 61.2 | 1.34 | 34.0 | 22 | 0.48 | 10 | 30 |
| 1/2" | 4CVVF4 | 1/2" - 14 NPTF | steel | 62.05 | 2.66 | 67.5 | 1.65 | 41.8 | 27 | 0.75 | 5 | 25 |
| 1/2" | 4CVVOF4 | 3/4" - 16 ORB | steel | 62.05 | 2.66 | 67.5 | 1.65 | 41.8 | 27 | 0.75 | 5 | 25 |
| 1/2" | 4CVVBF4 | 1/2" - 14 BSPP | steel | 62.05 | 2.66 | 67.5 | 1.65 | 41.8 | 27 | 0.76 | 5 | 25 |
| 1/2" | 4CVVFM1815 | M18X1.5 | steel | 62.05 | 2.66 | 67.5 | 1.65 | 41.8 | 27 | 0.78 | 5 | 25 |
| 1/2" | 4CVVOF5 | 7/8" - 14ORB | steel | 62.05 | 2.66 | 67.5 | 1.65 | 41.8 | 27 | 0.78 | 5 | 25 |
| 1/2" | 4CVVFM2215 | M22X1.5 | steel | 62.05 | 2.66 | 67.5 | 1.65 | 41.8 | 27 | 0.75 | 5 | 25 |
| 3/4" | 6CVVF6 | 3/4" - 14 NPTF | steel | 95.55 | 3.15 | 80.0 | 1.89 | 48.0 | 36 | 1.28 | - | 10 |
| 3/4" | 6CVVBF6 | 3/4" - 14 BSPP | steel | 95.55 | 3.15 | 80.0 | 1.89 | 48.0 | 36 | 1.28 | - | 10 |
| 3/4" | 6CVVFM2215 | M22X1.5 | steel | 95.55 | 3.15 | 80.0 | 1.89 | 48.0 | 36 | 1.28 | - | 10 |
| 1" | 8CVVF8 | 1" - 11 1/2 NPTF | steel | 132.29 | 3.30 | 83.9 | 2.35 | 59.8 | 41 | 1.78 | - | 10 |
| 1" | 8CVVBF8 | 1" - 11 BSPP | steel | 132.29 | 3.30 | 83.9 | 2.35 | 59.8 | 41 | 1.78 | - | 10 |
| 1-1/4" | 10CVVF10 | 1-1/4" - 11 1/2 NPTF | steel | 406.46 | 5.59 | 142.0 | 3.14 | 79.8 | 50 | 2.64 | - | 10 |
| 1-1/4" | 10CVVBF10 | 1-1/4" - 11 BSPP | steel | 406.46 | 5.59 | 142.0 | 3.14 | 79.8 | 50 | 2.64 | - | 10 |

CVV-Series Hydraulic Couplings



| Body Size | CVV-Series European Interchange Nipple (Female Threads) | | | | | | | | | | | |
|-----------|---|----------------------|----------|----------------|--------|-------|------------|------|--------|-----------|-------------|-----|
| | Part Detail | | | List Price | Length | | Maximum OD | | Hex mm | Weight Lb | Package Qty | |
| | Part Number | Threads | Material | | Inch | mm | Inch | mm | | | Bag | Box |
| 1/4" | CVV2F2 | 1/4" - 18 NPTF | steel | \$38.07 | 2.36 | 60.0 | 0.94 | 24.0 | 19 | 0.25 | 10 | 50 |
| 1/4" | CVV2BF2 | 1/4" - 19 BSPP | steel | 38.07 | 2.36 | 60.0 | 0.94 | 24.0 | 19 | 0.25 | 10 | 50 |
| 1/4" | CVV2FM1415 | M14X1.5 | steel | 38.07 | 2.36 | 60.0 | 0.94 | 24.0 | 19 | 0.23 | 10 | 50 |
| 3/8" | CVV3F3 | 3/8" - 18 NPTF | steel | 38.07 | 2.52 | 64.0 | 1.10 | 28.0 | 22 | 0.49 | 10 | 30 |
| 3/8" | CVV3BF3 | 3/8" - 19 BSPP | steel | 38.07 | 2.52 | 64.0 | 1.10 | 28.0 | 22 | 0.49 | 10 | 30 |
| 3/8" | CVV3FM1615 | M16X1.5 | steel | 38.07 | 2.52 | 64.0 | 1.10 | 28.0 | 22 | 0.46 | 10 | 30 |
| 1/2" | CVV4F4 | 1/2" - 14 NPTF | steel | 49.60 | 2.76 | 70.0 | 1.42 | 36.0 | 27 | 0.75 | 5 | 25 |
| 1/2" | CVV4OF4 | 3/4" - 16 ORB | steel | 49.60 | 2.76 | 70.0 | 1.42 | 36.0 | 27 | 0.75 | 5 | 25 |
| 1/2" | CVV4BF4 | 1/2" - 14 BSPP | steel | 49.60 | 2.76 | 70.0 | 1.42 | 36.0 | 27 | 0.76 | 5 | 25 |
| 1/2" | CVV4FM1815 | M18X1.5 | steel | 49.60 | 2.76 | 70.0 | 1.42 | 36.0 | 27 | 0.78 | 5 | 25 |
| 1/2" | CVV4OF5 | 7/8" - 14ORB | steel | 49.60 | 2.76 | 70.0 | 1.42 | 36.0 | 27 | 0.78 | 5 | 25 |
| 1/2" | CVV4FM2215 | M22X1.5 | steel | 49.60 | 2.76 | 70.0 | 1.42 | 36.0 | 27 | 0.75 | 5 | 25 |
| 3/4" | CVV6F6 | 3/4" - 14 NPTF | steel | 83.30 | 3.39 | 86.0 | 1.65 | 42.0 | 36 | 1.28 | - | 10 |
| 3/4" | CVV6BF6 | 3/4" - 14 BSPP | steel | 83.30 | 3.39 | 86.0 | 1.65 | 42.0 | 36 | 1.28 | - | 10 |
| 3/4" | CVV6FM2215 | M22X1.5 | steel | 83.30 | 3.39 | 86.0 | 1.65 | 42.0 | 36 | 1.28 | - | 10 |
| 1" | CVV8F8 | 1" - 11 1/2 NPTF | steel | 120.05 | 3.94 | 100.0 | 1.89 | 48.0 | 41 | 1.78 | - | 10 |
| 1" | CVV8BF8 | 1" - 11 BSPP | steel | 120.05 | 3.94 | 100.0 | 1.89 | 48.0 | 41 | 1.78 | - | 10 |
| 1-1/4" | CVV10F10 | 1-1/4" - 11 1/2 NPTF | steel | 298.28 | 5.91 | 150.0 | 2.76 | 70.0 | 50 | 2.64 | - | 10 |
| 1-1/4" | CVV10BF10 | 1-1/4" - 11 BSPP | steel | 298.28 | 5.91 | 150.0 | 2.76 | 70.0 | 50 | 2.64 | - | 10 |

CVV-Series Hydraulic Couplings



| Body Size | CVV-Series European Interchange Dust Plug | | | | | | |
|-----------|---|---------|---------|----------------|-----------|-------------|-----|
| | Part Detail | | | List Price | Weight Lb | Package Qty | |
| | Part Number | Lanyard | Body | | | Bag | Box |
| 1/4" | 2CVVDP | plastic | plastic | \$15.68 | 0.02 | 5 | 25 |
| 3/8" | 3CVVDP | plastic | plastic | 6.37 | 0.03 | 5 | 25 |
| 1/2" | 4CVVDP | plastic | plastic | 7.35 | 0.06 | 5 | 25 |
| 3/4" | 6CVVDP | plastic | plastic | 7.61 | 0.07 | 5 | 25 |
| 1" | 8CVVDP | plastic | plastic | 7.68 | 0.08 | 5 | 25 |
| 1-1/4" | 10CVVDP | plastic | plastic | 14.53 | 0.11 | - | 10 |

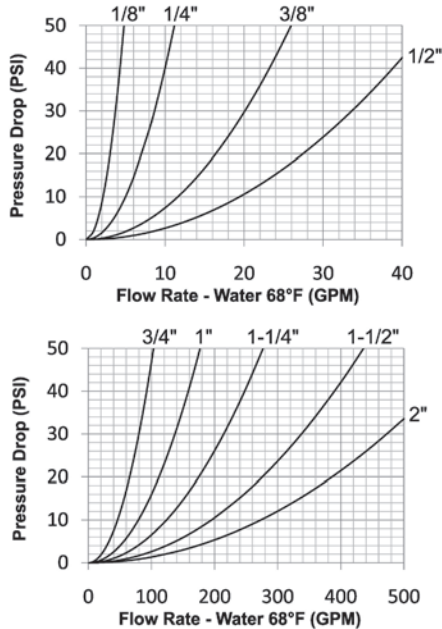


| Body Size | CVV-Series European Interchange Dust Cap | | | | | | |
|-----------|--|---------|---------|----------------|-----------|-------------|-----|
| | Part Detail | | | List Price | Weight Lb | Package Qty | |
| | Part Number | Lanyard | Body | | | Bag | Box |
| 1/4" | CVV2DC | plastic | plastic | \$15.68 | 0.02 | 5 | 25 |
| 3/8" | CVV3DC | plastic | plastic | 5.31 | 0.03 | 5 | 25 |
| 1/2" | CVV4DC | plastic | plastic | 5.71 | 0.04 | 5 | 25 |
| 3/4" | CVV6DC | plastic | plastic | 6.41 | 0.08 | 5 | 25 |
| 1" | CVV8DC | plastic | plastic | 6.53 | 0.10 | 5 | 25 |
| 1-1/4" | CVV10DC | plastic | plastic | 10.05 | 0.15 | - | 10 |

E-Series Hydraulic Couplings

Interchange Data:

- Straight-Through Pressure-Wash Interchange
- Parker ST-Series, Foster FST-Series, Tomco Series-ST, Hansen ST-Series



Materials:

- Machined components are manufactured using solid steel, brass, or 303 stainless steel bar stock.
- Stainless steel balls, retaining rings, and springs maximize corrosion resistance and extend service life.
- Steel componentry is plated using ROHS Compliant Trivalent Chrome.
- 1 1/4" to 2" brass couplers have steel sleeves as standard to maximize service life, hardened to resist deformation.
- Steel nipples are hardened to provide heavy duty performance.

Seal Components:

- Nitrile (Buna-N) seals are standard, providing a temperature range of -40°F to +250°F (-40°C to +121°C).

Rated Pressure Chart:

| Body Size | E-Series Straight-Through Interchange (Connected) | | | | | | | | | | | | | | | |
|-----------|---|-----|--------|------|--------------------|-----|--------|------|---------------------------|-----|--------|------|---------------------|-----|--------|------|
| | Brass Coupler/Steel Plug | | | | Brass Coupler/Plug | | | | Brass Coupler/303 SS Plug | | | | 303 SS Coupler/Plug | | | |
| | Max. Working | | Burst | | Max. Working | | Burst | | Max. Working | | Burst | | Max. Working | | Burst | |
| | PSI | Bar | PSI | Bar | PSI | Bar | PSI | Bar | PSI | Bar | PSI | Bar | PSI | Bar | PSI | Bar |
| 1/8" | 4,000 | 276 | 16,100 | 1110 | 2,800 | 193 | 11,800 | 814 | 4,000 | 276 | 20,000 | 1379 | 5,000 | 345 | 29,900 | 2062 |
| 1/4" | 5,500 | 379 | 22,000 | 1517 | 3,800 | 262 | 15,300 | 1055 | 5,500 | 379 | 23,500 | 1621 | 7,500 | 517 | 33,800 | 2331 |
| 3/8" | 4,500 | 310 | 18,300 | 1262 | 3,000 | 207 | 14,100 | 972 | 4,500 | 310 | 21,200 | 1462 | 7,500 | 517 | 34,400 | 2372 |
| 1/2" | 3,500 | 241 | 13,900 | 960 | 2,400 | 166 | 9,700 | 669 | 3,500 | 241 | 14,000 | 966 | 3,500 | 241 | 14,000 | 966 |
| 3/4" | 3,100 | 207 | 12,900 | 870 | 2,000 | 138 | 8,700 | 600 | 2,500 | 172 | 12,500 | 862 | 3,000 | 207 | 19,400 | 1338 |
| 1" | 2,500 | 172 | 10,100 | 697 | 1,600 | 110 | 6,700 | 462 | 2,000 | 138 | 8,800 | 607 | 2,000 | 138 | 9,100 | 628 |
| 1-1/4" | 2,500 | 172 | 12,600 | 870 | 1,800 | 124 | 7,500 | 517 | 1,800 | 124 | 7,500 | 517 | 2,000 | 138 | 10,000 | 690 |
| 1-1/2" | 2,500 | 172 | 10,000 | 690 | 1,800 | 124 | 7,500 | 517 | 1,800 | 124 | 7,500 | 517 | 2,000 | 138 | 12,000 | 828 |
| 2" | 2,500 | 172 | 10,000 | 690 | 1,800 | 124 | 7,500 | 517 | 1,800 | 124 | 5,500 | 379 | 2,000 | 138 | 9,000 | 621 |

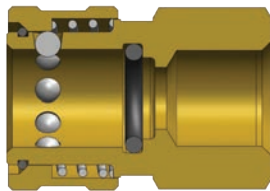
Technical Specifications:

| Body Size | Interchange Standards | | | | Functional Parameters | | | | |
|-----------|-----------------------|-----------------|-------------------------|---------------------|-----------------------|---------------|------------|----------------|------------------|
| | U.S. Military | U.S. Government | International Standards | ANSI/NFPA Standards | Locking Ball Quantity | Air Inclusion | Fluid Loss | Vacuum Inch HG | Flow ΔP = 15 PSI |
| 1/8" | - | - | - | - | 8 | N/A | N/A | N/R | 3 GPM |
| 1/4" | - | - | - | - | 8 | N/A | N/A | N/R | 6 GPM |
| 3/8" | - | - | - | - | 8 | N/A | N/A | N/R | 14 GPM |
| 1/2" | - | - | - | - | 8 | N/A | N/A | N/R | 24 GPM |
| 3/4" | - | - | - | - | 8 | N/A | N/A | N/R | 58 GPM |
| 1" | - | - | - | - | 8 | N/A | N/A | N/R | 100 GPM |
| 1-1/4" | - | - | - | - | 8 | N/A | N/A | N/R | 150 GPM |
| 1-1/2" | - | - | - | - | 8 | N/A | N/A | N/R | 250 GPM |
| 2" | - | - | - | - | 8 | N/A | N/A | N/R | 350 GPM |

E-Series Hydraulic Couplings


List Price Option Adders:

| Body Size | Standard Seal Options | | | | | | | | Kalrez® Seal Options | | | | | | Other Options | | | |
|-----------|-----------------------|--------|------|--------|-------------|--------|----------|--------|----------------------|--------|------|--------|------|--------|---------------|--------|-----------|---------|
| | Viton® | | EPDM | | Mil-Nitrile | | Silicone | | 4079 | | 6375 | | 7075 | | Sleeve-Lock | | Oxy-Clean | |
| | Pre | Add \$ | Pre | Add \$ | Pre | Add \$ | Pre | Add \$ | Pre | Add \$ | Pre | Add \$ | Pre | Add \$ | Suf | Add \$ | Suf | Add \$ |
| 1/8" | F- | \$0.00 | P- | \$0.00 | M- | \$1.80 | S- | \$1.80 | K4- | N/A | K6- | N/A | K7- | N/A | -LS | \$3.90 | -C1 | \$12.00 |
| 1/4" | F- | 0.00 | P- | 0.00 | M- | 2.00 | S- | 2.00 | K4- | N/A | K6- | N/A | K7- | N/A | -LS | 3.90 | -C1 | 12.00 |
| 3/8" | F- | 0.00 | P- | 0.00 | M- | 2.36 | S- | 2.36 | K4- | N/A | K6- | N/A | K7- | N/A | -LS | 4.50 | -C1 | 12.00 |
| 1/2" | F- | 0.00 | P- | 0.00 | M- | 3.19 | S- | 3.19 | K4- | N/A | K6- | N/A | K7- | N/A | -LS | 4.50 | -C1 | 12.00 |
| 3/4" | F- | 0.00 | P- | 0.00 | M- | 4.09 | S- | 4.09 | K4- | N/A | K6- | N/A | K7- | N/A | -LS | 6.00 | -C1 | 12.00 |
| 1" | F- | 0.00 | P- | 0.00 | M- | 5.16 | S- | 5.16 | K4- | N/A | K6- | N/A | K7- | N/A | -LS | 9.80 | -C1 | 14.00 |
| 1-1/4" | F- | 0.00 | P- | 0.00 | M- | 7.24 | S- | 7.24 | K4- | N/A | K6- | N/A | K7- | N/A | -LS | 10.30 | -C1 | 14.00 |
| 1-1/2" | F- | 0.00 | P- | 0.00 | M- | 8.73 | S- | 8.73 | K4- | N/A | K6- | N/A | K7- | N/A | -LS | 10.30 | -C1 | 16.00 |
| 2" | F- | 0.00 | P- | 0.00 | M- | 9.54 | S- | 9.54 | K4- | N/A | K6- | N/A | K7- | N/A | -LS | 14.60 | -C1 | 20.00 |




| Body Size | E-Series Straight-Through Interchange Coupler (Female Threads) | | | | | | | | | | | |
|-----------|--|----------------------|---------------|------------|--------|------|------------|-------|----------|-----------|-------------|-----|
| | Part Detail | | | List Price | Length | | Maximum OD | | Hex Inch | Weight Lb | Package Qty | |
| | Part Number | Threads | Material | | Inch | mm | Inch | mm | | | Bag | Box |
| 1/8" | 1EF1-B | 1/8" - 27 NPTF | brass | \$7.90 | 1.01 | 25.7 | 0.65 | 16.5 | 9-16" | 0.06 | 250 | 500 |
| 1/8" | 1EF1-S | 1/8" - 27 NPTF | 303 stainless | 36.65 | 1.01 | 25.7 | 0.65 | 16.5 | 9/16" | 0.05 | 250 | 500 |
| 1/4" | 2EF2-B | 1/4" - 18 NPTF | brass | 7.90 | 1.40 | 35.6 | 0.96 | 24.4 | 13/16" | 0.17 | 50 | 200 |
| 1/4" | 2EF2-S | 1/4" - 18 NPTF | 303 stainless | 40.35 | 1.40 | 35.6 | 0.96 | 24.4 | 13/16" | 0.15 | 50 | 200 |
| 1/4" | 2EBF2-B | 1/4" - 19 BSPP | brass | 9.02 | 1.40 | 35.6 | 0.96 | 24.4 | 13/16" | 0.17 | 50 | 200 |
| 3/8" | 3EF3-B | 3/8" - 18 NPTF | brass | 9.73 | 1.60 | 40.6 | 1.13 | 28.7 | 1" | 0.26 | 50 | 200 |
| 3/8" | 3EF3-S | 3/8" - 18 NPTF | 303 stainless | 53.42 | 1.60 | 40.6 | 1.13 | 28.7 | 1" | 0.24 | 50 | 200 |
| 3/8" | 3EBF3-B | 3/8" - 19 BSPP | brass | 10.29 | 1.60 | 40.6 | 1.13 | 28.7 | 1" | 0.26 | 50 | 200 |
| 1/2" | 4EF4-B | 1/2" - 14 NPTF | brass | 14.06 | 1.96 | 49.8 | 1.27 | 32.3 | 1-1/8" | 0.39 | 25 | 100 |
| 1/2" | 4EF4-S | 1/2" - 14 NPTF | 303 stainless | 61.22 | 1.96 | 49.8 | 1.27 | 32.3 | 1-1/8" | 0.37 | 25 | 100 |
| 1/2" | 4EBF4-B | 1/2" - 14 BSPP | brass | 16.22 | 1.96 | 49.8 | 1.27 | 32.3 | 1-1/8" | 0.39 | 25 | 100 |
| 3/4" | 6EF6-B | 3/4" - 14 NPTF | brass | 27.04 | 2.10 | 53.3 | 1.65 | 41.9 | 1-1/2" | 0.62 | 15 | 60 |
| 3/4" | 6EF6-S | 3/4" - 14 NPTF | 303 stainless | 106.85 | 2.10 | 53.3 | 1.65 | 41.9 | 1-1/2" | 0.57 | 15 | 60 |
| 3/4" | 6EBF6-B | 3/4" - 14 BSPP | brass | 27.85 | 2.10 | 53.3 | 1.65 | 41.9 | 1-1/2" | 0.62 | 15 | 60 |
| 1" | 8EF8-B | 1" - 11 1/2 NPTF | brass | 38.93 | 2.36 | 59.9 | 2.02 | 51.3 | 1-3/4" | 0.99 | 15 | 30 |
| 1" | 8EF8-S | 1" - 11 1/2 NPTF | 303 stainless | 155.82 | 2.36 | 59.9 | 2.02 | 51.3 | 1-3/4" | 0.93 | 15 | 30 |
| 1" | 8EBF8-B | 1" - 11 BSPP | brass | 42.44 | 2.36 | 59.9 | 2.02 | 51.3 | 1-3/4" | 0.99 | 15 | 30 |
| 1-1/4" | 10EF10-B | 1-1/4" - 11 1/2 NPTF | brass | 105.16 | 2.36 | 59.9 | 2.59 | 65.8 | 2-1/4" | 1.38 | - | 10 |
| 1-1/4" | 10EF10-S | 1-1/4" - 11 1/2 NPTF | 303 stainless | 277.33 | 2.36 | 59.9 | 2.59 | 65.8 | 2-1/4" | 1.38 | - | 10 |
| 1-1/2" | 12EF12-B | 1-1/2" - 11 1/2 NPTF | brass | 144.12 | 2.89 | 73.4 | 3.18 | 80.8 | 2-3/4" | 1.42 | - | 5 |
| 1-1/2" | 12EF12-S | 1-1/2" - 11 1/2 NPTF | 303 stainless | 401.65 | 2.89 | 73.4 | 3.18 | 80.8 | 2-3/4" | 1.42 | - | 5 |
| 2" | 16EF16-B | 2" - 11 1/2 NPTF | brass | 198.55 | 3.00 | 76.2 | 4.04 | 102.6 | 3-1/2" | 4.70 | - | 1 |
| 2" | 16EF16-S | 2" - 11 1/2 NPTF | 303 stainless | 478.16 | 3.00 | 76.2 | 4.04 | 102.6 | 3-1/2" | 4.72 | - | 1 |

E-Series Hydraulic Couplings



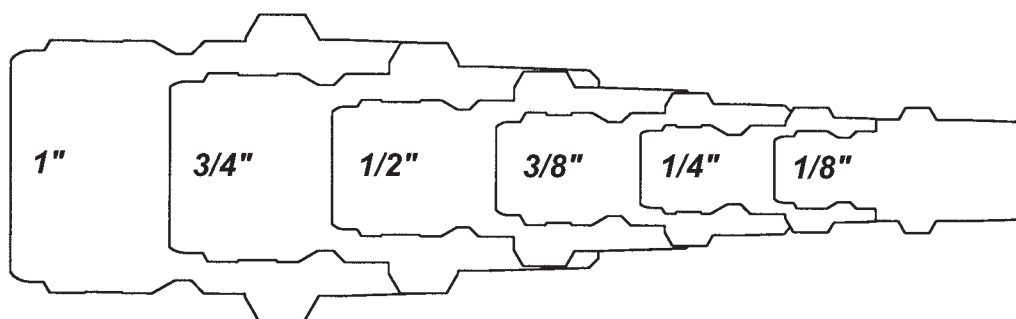
| Body Size | E-Series Straight-Through Interchange Nipple (Female Threads) | | | | | | | | | | | |
|-----------|---|----------------------|---------------|---------------|--------|------|------------|------|----------|-----------|-------------|-----|
| | Part Detail | | | List Price | Length | | Maximum OD | | Hex Inch | Weight Lb | Package Qty | |
| | Part Number | Threads | Material | | Inch | mm | Inch | mm | | | Bag | Box |
| 1/8" | E1F1 | 1/8" - 27 NPTF | steel | \$3.12 | 0.98 | 24.9 | 0.65 | 16.5 | 9/16" | 0.03 | 250 | 500 |
| 1/8" | E1F1-B | 1/8" - 27 NPTF | brass | 2.60 | 0.98 | 24.9 | 0.65 | 16.5 | 9/16" | 0.03 | 250 | 500 |
| 1/8" | E1F1-S | 1/8" - 27 NPTF | 303 stainless | 18.48 | 0.98 | 24.9 | 0.65 | 16.5 | 9/16" | 0.02 | 250 | 500 |
| 1/4" | E2F2 | 1/4" - 18 NPTF | steel | 2.62 | 1.47 | 37.3 | 0.79 | 20.1 | 11/16" | 0.07 | 50 | 200 |
| 1/4" | E2F2-B | 1/4" - 18 NPTF | brass | 2.81 | 1.47 | 37.3 | 0.79 | 20.1 | 11/16" | 0.07 | 50 | 200 |
| 1/4" | E2F2-S | 1/4" - 18 NPTF | 303 stainless | 16.31 | 1.47 | 37.3 | 0.79 | 20.1 | 11/16" | 0.07 | 50 | 200 |
| 1/4" | E2BF2-B | 1/4" - 19 BSPP | brass | 3.29 | 1.47 | 37.3 | 0.79 | 20.1 | 11/16" | 0.07 | 50 | 200 |
| 3/8" | E3F3 | 3/8" - 18 NPTF | steel | 4.12 | 1.60 | 40.6 | 1.01 | 25.7 | 7/8" | 0.11 | 50 | 200 |
| 3/8" | E3F3-B | 3/8" - 18 NPTF | brass | 3.30 | 1.60 | 40.6 | 1.01 | 25.7 | 7/8" | 0.12 | 50 | 200 |
| 3/8" | E3F3-S | 3/8" - 18 NPTF | 303 stainless | 22.26 | 1.60 | 40.6 | 1.01 | 25.7 | 7/8" | 0.12 | 50 | 200 |
| 3/8" | E3BF3-B | 3/8" - 19 BSPP | brass | 4.24 | 1.60 | 40.6 | 1.01 | 25.7 | 7/8" | 0.12 | 50 | 200 |
| 1/2" | E4F4 | 1/2" - 14 NPTF | steel | 5.79 | 1.82 | 46.2 | 1.16 | 29.5 | 1" | 0.21 | 35 | 140 |
| 1/2" | E4F4-B | 1/2" - 14 NPTF | brass | 5.95 | 1.82 | 46.2 | 1.16 | 29.5 | 1" | 0.23 | 35 | 140 |
| 1/2" | E4F4-S | 1/2" - 14 NPTF | 303 stainless | 31.61 | 1.82 | 46.2 | 1.16 | 29.5 | 1" | 0.23 | 35 | 140 |
| 1/2" | E4BF4-B | 1/2" - 14 BSPP | brass | 6.37 | 1.82 | 46.2 | 1.16 | 29.5 | 1" | 0.23 | 35 | 140 |
| 3/4" | E6F6 | 3/4" - 14 NPTF | steel | 13.36 | 2.05 | 52.1 | 1.37 | 34.8 | 1-3/16" | 0.32 | 25 | 100 |
| 3/4" | E6F6-B | 3/4" - 14 NPTF | brass | 10.60 | 2.05 | 52.1 | 1.37 | 34.8 | 1-3/16" | 0.32 | 25 | 100 |
| 3/4" | E6F6-S | 3/4" - 14 NPTF | 303 stainless | 42.29 | 2.05 | 52.1 | 1.37 | 34.8 | 1-3/16" | 0.32 | 25 | 100 |
| 3/4" | E6BF6-B | 3/4" - 14 BSPP | brass | 15.14 | 2.05 | 52.1 | 1.37 | 34.8 | 1-3/16" | 0.32 | 25 | 100 |
| 1" | E8F8 | 1" - 11 1/2 NPTF | steel | 25.04 | 2.36 | 59.9 | 1.73 | 43.9 | 1-1/2" | 0.49 | 25 | 50 |
| 1" | E8F8-B | 1" - 11 1/2 NPTF | brass | 22.71 | 2.36 | 59.9 | 1.73 | 43.9 | 1-1/2" | 0.52 | 25 | 50 |
| 1" | E8F8-S | 1" - 11 1/2 NPTF | 303 stainless | 77.91 | 2.36 | 59.9 | 1.73 | 43.9 | 1-1/2" | 0.52 | 25 | 50 |
| 1" | E8BF8-B | 1" - 11 BSPP | brass | 25.46 | 2.36 | 59.9 | 1.73 | 43.9 | 1-1/2" | 0.49 | 25 | 50 |
| 1-1/4" | E10F10 | 1-1/4" - 11 1/2 NPTF | steel | 58.41 | 2.47 | 62.7 | 2.31 | 58.7 | 2" | 0.85 | - | 10 |
| 1-1/4" | E10F10-B | 1-1/4" - 11 1/2 NPTF | brass | 50.92 | 2.47 | 62.7 | 2.31 | 58.7 | 2" | 0.85 | - | 10 |
| 1-1/4" | E10F10-S | 1-1/4" - 11 1/2 NPTF | 303 stainless | 131.02 | 2.47 | 62.7 | 2.31 | 58.7 | 2" | 0.85 | - | 10 |
| 1-1/2" | E12F12 | 1-1/2" - 11 1/2 NPTF | steel | 93.89 | 2.74 | 69.6 | 2.60 | 66.0 | 2-1/4" | 1.45 | - | 5 |
| 1-1/2" | E12F12-B | 1-1/2" - 11 1/2 NPTF | brass | 82.75 | 2.74 | 69.6 | 2.60 | 66.0 | 2-1/4" | 1.45 | - | 5 |
| 1-1/2" | E12F12-S | 1-1/2" - 11 1/2 NPTF | 303 stainless | 229.28 | 2.74 | 69.6 | 2.60 | 66.0 | 2-1/4" | 1.45 | - | 5 |
| 2" | E16F16 | 2" - 11 1/2 NPTF | steel | 120.10 | 3.00 | 76.2 | 3.03 | 77.0 | 2-5/8" | 1.90 | - | 1 |
| 2" | E16F16-B | 2" - 11 1/2 NPTF | brass | 112.46 | 3.00 | 76.2 | 3.03 | 77.0 | 2-5/8" | 1.90 | - | 1 |
| 2" | E16F16-S | 2" - 11 1/2 NPTF | 303 stainless | 294.79 | 3.00 | 76.2 | 3.03 | 77.0 | 2-5/8" | 1.90 | - | 1 |

E-Series Hydraulic Couplings





| Body Size | E-Series Straight-Through Interchange Coupler (Male Threads) | | | | | | | | | | | |
|-----------|--|----------------------|---------------|------------|--------|------|------------|-------|----------|-----------|-------------|-----|
| | Part Detail | | | List Price | Length | | Maximum OD | | Hex Inch | Weight Lb | Package Qty | |
| | Part Number | Threads | Material | | Inch | mm | Inch | mm | | | Bag | Box |
| 1/8" | 1EM1-B | 1/8" - 27 NPTF | brass | \$7.90 | 1.01 | 25.7 | 0.65 | 16.5 | 9-16" | 0.06 | 250 | 500 |
| 1/8" | 1EM1-S | 1/8" - 27 NPTF | 303 stainless | 36.65 | 1.01 | 25.7 | 0.65 | 16.5 | 9/16" | 0.05 | 250 | 500 |
| 1/4" | 2EM2-B | 1/4" - 18 NPTF | brass | 7.90 | 1.66 | 42.2 | 0.96 | 24.4 | 13/16" | 0.17 | 50 | 200 |
| 1/4" | 2EM2-S | 1/4" - 18 NPTF | 303 stainless | 40.35 | 1.66 | 42.2 | 0.96 | 24.4 | 13/16" | 0.15 | 50 | 200 |
| 3/8" | 3EM3-B | 3/8" - 18 NPTF | brass | 9.73 | 1.70 | 43.2 | 1.13 | 28.7 | 1" | 0.26 | 50 | 200 |
| 3/8" | 3EM3-S | 3/8" - 18 NPTF | 303 stainless | 53.42 | 1.70 | 43.2 | 1.13 | 28.7 | 1" | 0.24 | 50 | 200 |
| 1/2" | 4EM4-B | 1/2" - 14 NPTF | brass | 14.06 | 2.00 | 50.8 | 1.27 | 32.3 | 1-1/8" | 0.39 | 25 | 100 |
| 1/2" | 4EM4-S | 1/2" - 14 NPTF | 303 stainless | 61.22 | 2.00 | 50.8 | 1.27 | 32.3 | 1-1/8" | 0.37 | 25 | 100 |
| 3/4" | 6EM6-B | 3/4" - 14 NPTF | brass | 27.04 | 2.24 | 56.9 | 1.65 | 41.9 | 1-1/2" | 0.62 | 15 | 60 |
| 3/4" | 6EM6-S | 3/4" - 14 NPTF | 303 stainless | 106.85 | 2.24 | 56.9 | 1.65 | 41.9 | 1-1/2" | 0.57 | 15 | 60 |
| 1" | 8EM8-B | 1" - 11 1/2 NPTF | brass | 38.93 | 2.61 | 66.3 | 2.02 | 51.3 | 1-3/4" | 0.99 | 15 | 30 |
| 1" | 8EM8-S | 1" - 11 1/2 NPTF | 303 stainless | 155.82 | 2.61 | 66.3 | 2.02 | 51.3 | 1-3/4" | 0.93 | 15 | 30 |
| 1-1/4" | 10EM10-B | 1-1/4" - 11 1/2 NPTF | brass | 105.16 | 2.91 | 73.9 | 2.59 | 65.8 | 2-1/4" | 1.64 | - | 10 |
| 1-1/2" | 12EM12-B | 1-1/2" - 11 1/2 NPTF | brass | 144.12 | 3.44 | 87.4 | 3.18 | 80.8 | 2-3/4" | 2.04 | - | 5 |
| 2" | 16EM16-B | 2" - 11 1/2 NPTF | brass | 198.55 | 3.70 | 94.0 | 4.04 | 102.6 | 3-1/2" | 3.16 | - | 1 |



E Series Profiles



E-Series Hydraulic Couplings





| Body Size | E-Series Straight-Through Interchange Nipple (Male Threads) | | | | | | | | | | | |
|-----------|---|----------------------|---------------|---------------|--------|------|------------|------|----------|-----------|-------------|-----|
| | Part Detail | | | List Price | Length | | Maximum OD | | Hex Inch | Weight Lb | Package Qty | |
| | Part Number | Threads | Material | | Inch | mm | Inch | mm | | | Bag | Box |
| 1/8" | E1M1 | 1/8" - 27 NPTF | steel | \$3.56 | 1.15 | 29.2 | 0.58 | 14.7 | 1/2" | 0.02 | 250 | 500 |
| 1/8" | E1M1-B | 1/8" - 27 NPTF | brass | 2.60 | 1.15 | 29.2 | 0.58 | 14.7 | 1/2" | 0.02 | 250 | 500 |
| 1/8" | E1M1-S | 1/8" - 27 NPTF | 303 stainless | 18.48 | 1.15 | 29.2 | 0.58 | 14.7 | 1/2" | 0.02 | 250 | 500 |
| 1/4" | E2M2 | 1/4" - 18 NPTF | steel | 2.62 | 1.50 | 38.1 | 0.65 | 16.5 | 9/16" | 0.05 | 50 | 200 |
| 1/4" | E2M2-B | 1/4" - 18 NPTF | brass | 2.81 | 1.50 | 38.1 | 0.65 | 16.5 | 9/16" | 0.06 | 50 | 200 |
| 1/4" | E2M2-S | 1/4" - 18 NPTF | 303 stainless | 16.31 | 1.50 | 38.1 | 0.65 | 16.5 | 9/16" | 0.05 | 50 | 200 |
| 3/8" | E3M3 | 3/8" - 18 NPTF | steel | 4.12 | 1.69 | 42.9 | 0.79 | 20.1 | 11/16" | 0.07 | 50 | 200 |
| 3/8" | E3M3-B | 3/8" - 18 NPTF | brass | 3.30 | 1.69 | 42.9 | 0.79 | 20.1 | 11/16" | 0.08 | 50 | 200 |
| 3/8" | E3M3-S | 3/8" - 18 NPTF | 303 stainless | 22.26 | 1.69 | 42.9 | 0.79 | 20.1 | 11/16" | 0.08 | 50 | 200 |
| 1/2" | E4M4 | 1/2" - 14 NPTF | steel | 5.79 | 1.91 | 48.5 | 1.01 | 25.7 | 7/8" | 0.13 | 35 | 140 |
| 1/2" | E4M4-B | 1/2" - 14 NPTF | brass | 5.95 | 1.91 | 48.5 | 1.01 | 25.7 | 7/8" | 0.15 | 35 | 140 |
| 1/2" | E4M4-S | 1/2" - 14 NPTF | 303 stainless | 31.61 | 1.91 | 48.5 | 1.01 | 25.7 | 7/8" | 0.13 | 35 | 140 |
| 3/4" | E6M6 | 3/4" - 14 NPTF | steel | 13.36 | 2.25 | 57.2 | 1.23 | 31.2 | 1-1/16" | 0.21 | 25 | 100 |
| 3/4" | E6M6-B | 3/4" - 14 NPTF | brass | 10.60 | 2.25 | 57.2 | 1.23 | 31.2 | 1-1/16" | 0.23 | 25 | 100 |
| 3/4" | E6M6-S | 3/4" - 14 NPTF | 303 stainless | 42.29 | 2.25 | 57.2 | 1.23 | 31.2 | 1-1/16" | 0.22 | 25 | 100 |
| 1" | E8M8 | 1" - 11 1/2 NPTF | steel | 25.04 | 2.45 | 62.2 | 1.59 | 40.4 | 1-3/8" | 0.43 | 25 | 50 |
| 1" | E8M8-B | 1" - 11 1/2 NPTF | brass | 22.71 | 2.45 | 62.2 | 1.59 | 40.4 | 1-3/8" | 0.48 | 25 | 50 |
| 1" | E8M8-S | 1" - 11 1/2 NPTF | 303 stainless | 77.91 | 2.45 | 62.2 | 1.59 | 40.4 | 1-3/8" | 0.43 | 25 | 50 |
| 1-1/4" | E10M10 | 1-1/4" - 11 1/2 NPTF | steel | 65.51 | 2.80 | 71.1 | 2.02 | 51.3 | 1-3/4" | 0.96 | - | 10 |
| 1-1/4" | E10M10-B | 1-1/4" - 11 1/2 NPTF | brass | 58.35 | 2.80 | 71.1 | 2.02 | 51.3 | 1-3/4" | 0.96 | - | 10 |
| 1-1/2" | E12M12 | 1-1/2" - 11 1/2 NPTF | steel | 93.89 | 3.38 | 85.9 | 2.60 | 66.0 | 2-1/4" | 1.46 | - | 5 |
| 1-1/2" | E12M12-B | 1-1/2" - 11 1/2 NPTF | brass | 82.75 | 3.38 | 85.9 | 2.60 | 66.0 | 2-1/4" | 1.46 | - | 5 |
| 2" | E16M16 | 2" - 11 1/2 NPTF | steel | 125.56 | 3.58 | 90.9 | 3.03 | 77.0 | 2-5/8" | 1.54 | - | 1 |
| 2" | E16M16-B | 2" - 11 1/2 NPTF | brass | 113.52 | 3.58 | 90.9 | 3.03 | 77.0 | 2-5/8" | 1.50 | - | 1 |



| Body Size | E-Series Straight-Through Interchange Coupler (Hose Barb) | | | | | | | | | | | |
|-----------|---|---------|----------|----------------|--------|------|------------|------|----------|-----------|-------------|-----|
| | Part Detail | | | List Price | Length | | Maximum OD | | Hex Inch | Weight Lb | Package Qty | |
| | Part Number | Hose ID | Material | | Inch | mm | Inch | mm | | | Bag | Box |
| 1/4" | 2ES2-B | 1/4" | brass | \$11.73 | 1.87 | 47.5 | 0.96 | 24.4 | - | 0.16 | 50 | 200 |
| 3/8" | 3ES3-B | 3/8" | brass | 12.98 | 1.87 | 47.5 | 1.13 | 28.7 | - | 0.21 | 50 | 200 |
| 1/2" | 4ES4-B | 1/2" | brass | 21.09 | 2.90 | 73.7 | 1.27 | 32.3 | - | 0.31 | 25 | 100 |
| 3/4" | 6ES6-B | 3/4" | brass | 32.45 | 3.16 | 80.3 | 1.63 | 41.4 | - | 0.49 | 15 | 60 |
| 1" | 8ES8-B | 1" | brass | 44.34 | 3.25 | 82.6 | 2.02 | 51.3 | - | 0.68 | 15 | 30 |

E-Series Hydraulic Couplings



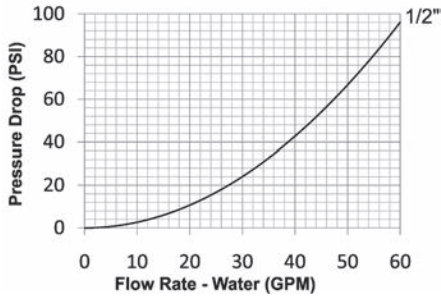
| Body Size | E-Series Straight-Through Interchange Nipple (Hose Barb) | | | | | | | | | | | |
|-----------|--|---------|----------|---------------|--------|------|------------|------|----------|-----------|-------------|-----|
| | Part Detail | | | List Price | Length | | Maximum OD | | Hex Inch | Weight Lb | Package Qty | |
| | Part Number | Hose ID | Material | | Inch | mm | Inch | mm | | | Bag | Box |
| 1/4" | E2S2 | 1/4" | steel | \$5.68 | 1.90 | 48.3 | 0.56 | 14.2 | - | 0.05 | 50 | 200 |
| 1/4" | E2S2-B | 1/4" | brass | 4.87 | 1.90 | 48.3 | 0.56 | 14.2 | - | 0.06 | 50 | 200 |
| 3/8" | E3S3 | 3/8" | steel | 7.35 | 2.03 | 51.6 | 0.63 | 16.0 | - | 0.08 | 50 | 200 |
| 3/8" | E3S3-B | 3/8" | brass | 5.95 | 2.03 | 51.6 | 0.63 | 16.0 | - | 0.08 | 50 | 200 |
| 1/2" | E4S4 | 1/2" | steel | 13.80 | 2.09 | 53.1 | 0.75 | 19.1 | - | 0.13 | 35 | 140 |
| 1/2" | E4S4-B | 1/2" | brass | 11.36 | 2.09 | 53.1 | 0.75 | 19.1 | - | 0.13 | 35 | 140 |
| 3/4" | E6S6 | 3/4" | steel | 17.47 | 2.28 | 57.9 | 1.13 | 28.7 | - | 0.21 | 25 | 100 |
| 3/4" | E6S6-B | 3/4" | brass | 14.87 | 2.28 | 57.9 | 1.13 | 28.7 | - | 0.21 | 25 | 100 |
| 1" | E8S8 | 1" | steel | 34.94 | 3.28 | 83.3 | 1.38 | 35.1 | - | 0.43 | 25 | 50 |
| 1" | E8S8-B | 1" | brass | 32.45 | 3.28 | 83.3 | 1.38 | 35.1 | - | 0.43 | 25 | 50 |

| Body Size | E-Series Straight-Through Interchange Coupler Seal Kits | | | | | | |
|-----------|---|---------------|---------------|---------------|-------------------|-------------|-----|
| | Part Detail | | | List Price | Seal Kit Contents | Package Qty | |
| | Part Number | Coupler Style | Seal Material | | | Bag | Box |
| 1/4" | 2E-SKIT | all | Nitrile | \$0.84 | Body O-Ring | 25 | 200 |
| 1/4" | F-2E-SKIT | all | Viton® | 0.96 | Body O-Ring | 25 | 200 |
| 1/4" | P-2E-SKIT | all | EPDM | 1.06 | Body O-Ring | 25 | 200 |
| 3/8" | 3E-SKIT | all | Nitrile | 0.84 | Body O-Ring | 25 | 200 |
| 3/8" | F-3E-SKIT | all | Viton® | 0.96 | Body O-Ring | 25 | 200 |
| 3/8" | P-3E-SKIT | all | EPDM | 1.06 | Body O-Ring | 25 | 200 |
| 1/2" | 4E-SKIT | all | Nitrile | 1.07 | Body O-Ring | 25 | 200 |
| 1/2" | F-4E-SKIT | all | Viton® | 1.68 | Body O-Ring | 25 | 200 |
| 1/2" | P-4E-SKIT | all | EPDM | 1.68 | Body O-Ring | 25 | 200 |
| 3/4" | 6E-SKIT | all | Nitrile | 1.12 | Body O-Ring | 25 | 200 |
| 3/4" | F-6E-SKIT | all | Viton® | 1.77 | Body O-Ring | 25 | 200 |
| 3/4" | P-6E-SKIT | all | EPDM | 1.77 | Body O-Ring | 25 | 200 |
| 1" | 8E-SKIT | all | Nitrile | 1.53 | Body O-Ring | 25 | 200 |
| 1" | F-8E-SKIT | all | Viton® | 1.89 | Body O-Ring | 25 | 200 |
| 1" | P-8E-SKIT | all | EPDM | 1.89 | Body O-Ring | 25 | 200 |
| 1-1/4" | 10E-SKIT | all | Nitrile | 1.53 | Body O-Ring | 25 | - |
| 1-1/4" | F-10E-SKIT | all | Viton® | 2.15 | Body O-Ring | 25 | - |
| 1-1/4" | P-10E-SKIT | all | EPDM | 2.15 | Body O-Ring | 25 | - |
| 1-1/2" | 12E-SKIT | all | Nitrile | 1.92 | Body O-Ring | 25 | - |
| 1-1/2" | F-12E-SKIT | all | Viton® | 2.36 | Body O-Ring | 25 | - |
| 1-1/2" | P-12E-SKIT | all | EPDM | 2.36 | Body O-Ring | 25 | - |
| 2" | 16E-SKIT | all | Nitrile | 3.04 | Body O-Ring | 25 | - |
| 2" | F-16E-SKIT | all | Viton® | 2.87 | Body O-Ring | 25 | - |
| 2" | P-16E-SKIT | all | EPDM | 2.87 | Body O-Ring | 25 | - |

EA-Series Hydraulic Couplings

Interchange Data:

- Water-Blast Interchange
- Parker Series-WB, Aeroquip FD69, Snap-Tite 56-Series



Materials:

- Machined components are manufactured using solid high strength steel bar stock.
- Stainless steel springs and retaining rings maximize corrosion resistance and extend service life.
- Latches are manufactured from high-strength steel and plated with electroless nickel.
- Steel nipples are machined from solid high strength steel bar stock and hardened.
- Machined steel componentry is plated using ROHS Compliant Trivalent Chrome.

Seal Components:

- Nitrile (Buna-N) seals are standard, providing a temperature range of -40°F to +250°F (-40°C to +121°C).
- Couplers have a PTFE Anti-Extrusion ring, providing resistance to O-Ring dynamic impulse pressure damage.

Rated Pressure Chart:

| Body Size | EA-Series Water-Blast Interchange (Connected) | | | |
|-----------|---|-----|--------|-------|
| | Coupler/Plug | | | |
| | Maximum Working | | Burst | |
| | PSI | Bar | PSI | Bar |
| 1/2" | 10,000 | 700 | 30,000 | 2,100 |



Technical Specifications:

| Body Size | Interchange Standards | | | | Functional Parameters | | | | |
|-----------|-----------------------|-----------------|-------------------------|---------------------|-----------------------|---------------|------------|----------------|------------------|
| | U.S. Military | U.S. Government | International Standards | ANSI/NFPA Standards | Locking Mechanism | Air Inclusion | Fluid Loss | Vacuum Inch HG | Flow ΔP = 40 PSI |
| 1/2" | - | - | - | - | Maxi-Latch | N/A | N/A | N/R | 40 GPM |



List Price Option Adders:

| Body Size | Standard Seal Options | | | | | | | | | | Kalrez® Seal Options | | | | | | Other Options | | | |
|-----------|-----------------------|--------|------|--------|------------|--------|-------------|--------|----------|--------|----------------------|--------|------|--------|------|--------|---------------|---------|-----------|---------|
| | Viton® | | EPDM | | FDA Viton® | | Mil-Nitrile | | Silicone | | 4079 | | 6375 | | 7075 | | No Pin-Lock | | Oxy-Clean | |
| | Pre | Add \$ | Pre | Add \$ | Pre | Add \$ | Pre | Add \$ | Pre | Add \$ | Pre | Add \$ | Pre | Add \$ | Pre | Add \$ | Suf | Add \$ | Suf | Add \$ |
| 1/2" | F- | \$0.00 | P- | \$4.00 | D- | \$5.20 | M- | \$3.60 | S- | \$4.50 | K4- | POR | K6- | POR | K7- | POR | -NL | -\$5.20 | -C1 | \$12.00 |

EA-Series Hydraulic Couplings



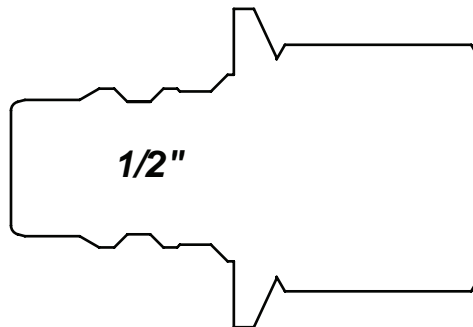
| Body Size | EA-Series Water-Blast Interchange Coupler (Female Threads) | | | | | | | | | | | |
|-----------|--|----------------|----------|------------|--------|------|------------|------|----------|-----------|-------------|-----|
| | Part Detail | | | List Price | Length | | Maximum OD | | Hex Inch | Weight Lb | Package Qty | |
| | Part Number | Threads | Material | | Inch | mm | Inch | mm | | | Bag | Box |
| 1/2" | 4EAF3 | 3/8" - 18 NPTF | steel | \$117.98 | 2.20 | 55.9 | 1.62 | 41.1 | 1-1/4" | 0.68 | 5 | 25 |
| 1/2" | 4EAF4 | 1/2" - 14 NPTF | steel | 117.98 | 2.20 | 55.9 | 1.62 | 41.1 | 1-1/4" | 0.65 | 5 | 25 |



| Body Size | EA-Series Water-Blast Interchange Nipple (Female Threads) | | | | | | | | | | | |
|-----------|---|----------------|----------|------------|--------|------|------------|------|----------|-----------|-------------|-----|
| | Part Detail | | | List Price | Length | | Maximum OD | | Hex Inch | Weight Lb | Package Qty | |
| | Part Number | Threads | Material | | Inch | mm | Inch | mm | | | Bag | Box |
| 1/2" | EA4F3 | 3/8" - 18 NPTF | steel | \$25.51 | 2.35 | 59.7 | 1.62 | 41.1 | 1-1/8" | 0.38 | 5 | 25 |
| 1/2" | EA4F4 | 1/2" - 14 NPTF | steel | 31.91 | 2.35 | 59.7 | 1.62 | 41.1 | 1-1/8" | 0.34 | 5 | 25 |

| Body Size | E-Series Water-Blast Interchange Coupler Seal Kits | | | | | | | | |
|-----------|--|---------------|---------------|------------|------------------------------|--|--|-------------|-----|
| | Part Detail | | | List Price | Seal Kit | | | Package Qty | |
| | Part Number | Coupler Style | Seal Material | | Contents | | | Bag | Box |
| 1/2" | 4EA-SKIT | all | Nitrile | \$5.16 | Body O-Ring and PTFE Back-up | | | 25 | 200 |
| 1/2" | F-4EA-SKIT | all | Viton® | 6.09 | Body O-Ring and PTFE Back-up | | | 25 | 200 |
| 1/2" | P-4EA-SKIT | all | EPDM | 6.09 | Body O-Ring and PTFE Back-up | | | 25 | 200 |

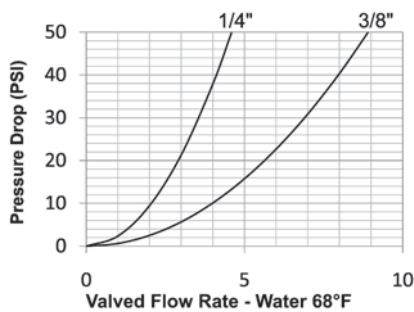
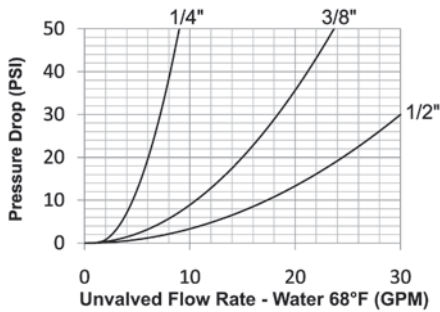
EA Profile



CM-Series Hydraulic Couplings

Interchange Data:

- Mold Coolant Interchange
Foster Series-FJT, Hansen Flo-Temp, Tomco MC-Series
Parker Moldmate, DME Jiffy-Tite



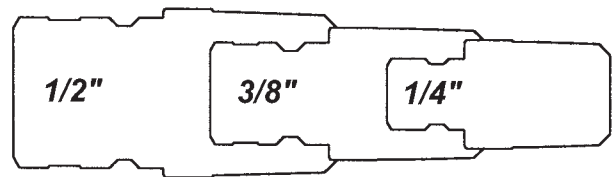
Materials:

- Machined components are manufactured using solid steel or brass bar stock.
- Stainless steel balls, retaining rings, and springs maximize corrosion resistance and extend service life.
- Steel componentry is plated using ROHS Compliant Trivalent Chrome.

Seal Components:

- Silicon gaskets and valve O-rings are standard, providing a temperature range of -90°F to +400°F (-68°C to +205°C).

CM Series Profiles





Rated Pressure Chart:

| Body Size | CM-Series Industrial Mold Interchange (Connected) | | | | | | | | | | | | | | | |
|-----------|---|-----|--------|-------|-----------------------------|-----|--------|-------|---------------------------|-----|-------|-----|---------------------------|-----|-------|-----|
| | Unvalved Coupler/Brass Plug | | | | Unvalved Coupler/Steel Plug | | | | Valved Coupler/Brass Plug | | | | Valved Coupler/Steel Plug | | | |
| | Max. Working | | Burst | | Max. Working | | Burst | | Max. Working | | Burst | | Max. Working | | Burst | |
| | PSI | Bar | PSI | Bar | PSI | Bar | PSI | Bar | PSI | Bar | PSI | Bar | PSI | Bar | PSI | Bar |
| 1/4" | 300 | 20 | 10,000 | 700 | 500 | 35 | 10,700 | 750 | 300 | 20 | 6,000 | 400 | 300 | 20 | 6,100 | 400 |
| 3/8" | 300 | 20 | 14,500 | 1,000 | 500 | 35 | 14,200 | 1,000 | 300 | 20 | 6,700 | 450 | 300 | 20 | 6,100 | 400 |
| 1/2" | 300 | 20 | 4,900 | 340 | - | - | - | - | - | - | - | - | - | - | - | - |



Technical Specifications:

| Body Size | Interchange Standards | | | | Functional Parameters | | | | | |
|-----------|-----------------------|-----------------|-------------------------|---------------------|-----------------------|---------------|------------|----------------|-----------------|--|
| | U.S. Military | U.S. Government | International Standards | ANSI/NFPA Standards | Locking Ball Quantity | Air Inclusion | Fluid Loss | Vacuum Inch HG | Flow ΔP = 7 PSI | |
| 1/4" | - | - | - | - | 6 | N/A | N/A | N/R | 3 GPM | |
| 3/8" | - | - | - | - | 8 | N/A | N/A | N/R | 9 GPM | |
| 1/2" | - | - | - | - | 8 | N/A | N/A | N/R | 15 GPM | |

CM-Series Hydraulic Couplings



| Body Size | CM-Series Industrial Mold Interchange Nipple (Female Threads) | | | | | | | | | | | |
|-----------|---|----------------|----------|---------------|--------|------|------------|------|----------|-----------|-------------|-----|
| | Part Detail | | | List Price | Length | | Maximum OD | | Hex Inch | Weight Lb | Package Qty | |
| | Part Number | Threads | Material | | Inch | mm | Inch | mm | | | Bag | Box |
| 1/4" | CM2F1 | 1/8" - 27 NPTF | steel | \$1.84 | 0.90 | 22.9 | 0.58 | 14.7 | 1/2" | 0.02 | 10 | 100 |
| 1/4" | CM2F1-B | 1/8" - 27 NPTF | brass | 1.97 | 0.90 | 22.9 | 0.58 | 14.7 | 1/2" | 0.02 | 10 | 100 |
| 1/4" | CM2F2 | 1/4" - 18 NPTF | steel | 1.96 | 1.12 | 28.4 | 0.72 | 18.3 | 5/8" | 0.04 | 10 | 100 |
| 1/4" | CM2F2-B | 1/4" - 18 NPTF | brass | 2.10 | 1.12 | 28.4 | 0.72 | 18.3 | 5/8" | 0.05 | 10 | 100 |
| 1/4" | CM2F3 | 3/8" - 18 NPTF | steel | 2.44 | 1.21 | 30.7 | 0.87 | 22.1 | 3/4" | 0.08 | 10 | 100 |
| 1/4" | CM2F3-B | 3/8" - 18 NPTF | brass | 2.74 | 1.21 | 30.7 | 0.87 | 22.1 | 3/4" | 0.08 | 10 | 100 |
| 3/8" | CM3F2 | 1/4" - 18 NPTF | steel | 2.46 | 1.34 | 34.0 | 0.72 | 18.3 | 5/8" | 0.05 | 10 | 50 |
| 3/8" | CM3F2-B | 1/4" - 18 NPTF | brass | 2.51 | 1.34 | 34.0 | 0.72 | 18.3 | 5/8" | 0.05 | 10 | 50 |
| 3/8" | CM3F3 | 3/8" - 18 NPTF | steel | 3.18 | 1.34 | 34.0 | 0.87 | 22.1 | 3/4" | 0.06 | 10 | 50 |
| 3/8" | CM3F3-B | 3/8" - 18 NPTF | brass | 3.56 | 1.34 | 34.0 | 0.87 | 22.1 | 3/4" | 0.07 | 10 | 50 |
| 1/2" | CM4F4-B | 1/2" - 14 NPTF | brass | 7.21 | 1.69 | 42.9 | 1.16 | 29.5 | 1" | 0.09 | 5 | 30 |
| 1/2" | CM4F6-B | 3/4" - 14 NPTF | brass | 10.12 | 1.69 | 42.9 | 1.37 | 34.8 | 1-3/16" | 0.10 | 5 | 30 |

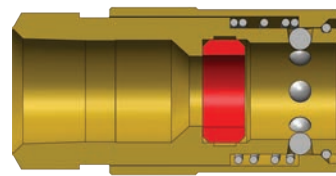


| Body Size | CM-Series Industrial Mold Interchange Nipple (Male Threads) | | | | | | | | | | | |
|-----------|---|----------------|----------|---------------|--------|------|------------|------|----------|-----------|-------------|-----|
| | Part Detail | | | List Price | Length | | Maximum OD | | Hex Inch | Weight Lb | Package Qty | |
| | Part Number | Threads | Material | | Inch | mm | Inch | mm | | | Bag | Box |
| 1/4" | CM2M1-B | 1/8" - 27 NPTF | brass | \$1.47 | 1.00 | 25.4 | 0.65 | 16.5 | 9/16" | 0.02 | 10 | 100 |
| 1/4" | CM2M2-B | 1/4" - 18 NPTF | brass | 1.77 | 1.15 | 29.2 | 0.65 | 16.5 | 9/16" | 0.03 | 10 | 100 |
| 1/4" | CM2M3-B | 3/8" - 18 NPTF | brass | 2.21 | 1.21 | 30.7 | 0.79 | 20.1 | 11/16" | 0.05 | 10 | 100 |
| 3/8" | CM3M2-B | 1/4" - 18 NPTF | brass | 2.03 | 1.37 | 34.8 | 0.65 | 16.5 | 9/16" | 0.04 | 10 | 50 |
| 3/8" | CM3M3-B | 3/8" - 18 NPTF | brass | 2.21 | 1.43 | 36.3 | 0.79 | 20.1 | 11/16" | 0.00 | 10 | 50 |
| 3/8" | CM3M4-B | 1/2" - 14 NPTF | brass | 3.71 | 1.58 | 40.1 | 1.01 | 25.7 | 7/8" | 0.07 | 10 | 50 |
| 1/2" | CM4M4-B | 1/2" - 14 NPTF | brass | 4.30 | 1.69 | 42.9 | 1.01 | 25.7 | 7/8" | 0.10 | 5 | 30 |
| 1/2" | CM4M6-B | 3/4" - 14 NPTF | brass | 6.55 | 1.79 | 45.5 | 1.23 | 31.2 | 1-1/16" | 0.11 | 5 | 30 |

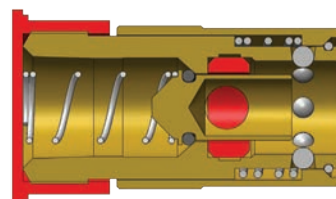

CM-Series Hydraulic Couplings



| Body Size | CM-Series Industrial Mold Interchange Extension Nipple (Male Threads) | | | | | | | | | | | |
|-----------|---|----------------|----------|------------|--------|-------|------------|------|----------|-----------|-------------|-----|
| | Part Detail | | | List Price | Length | | Maximum OD | | Hex Inch | Weight Lb | Package Qty | |
| | Part Number | Threads | Material | | Inch | mm | Inch | mm | | | Bag | Box |
| 1/4" | CM2M1-B-L2.5 | 1/8" - 27 NPTF | brass | \$8.31 | 2.50 | 63.5 | 0.51 | 13.0 | 7/16" | 0.06 | 10 | 50 |
| 1/4" | CM2M1-B-L4 | 1/8" - 27 NPTF | brass | 9.83 | 4.00 | 101.6 | 0.51 | 13.0 | 7/16" | 0.10 | 10 | 50 |
| 1/4" | CM2M1-B-L5.5 | 1/8" - 27 NPTF | brass | 13.35 | 5.50 | 139.7 | 0.51 | 13.0 | 7/16" | 0.13 | 10 | 50 |
| 1/4" | CM2M2-B-L2.5 | 1/4" - 18 NPTF | brass | 9.09 | 2.50 | 63.5 | 0.65 | 16.5 | 9/16" | 0.09 | 10 | 50 |
| 1/4" | CM2M2-B-L4 | 1/4" - 18 NPTF | brass | 10.75 | 4.00 | 101.6 | 0.65 | 16.5 | 9/16" | 0.15 | 10 | 50 |
| 1/4" | CM2M2-B-L5.5 | 1/4" - 18 NPTF | brass | 14.25 | 5.50 | 139.7 | 0.65 | 16.5 | 9/16" | 0.22 | 10 | 50 |
| 1/4" | CM2M2-B-L7 | 1/4" - 18 NPTF | brass | 16.89 | 7.00 | 177.8 | 0.65 | 16.5 | 9/16" | 0.27 | 10 | 50 |
| 3/8" | CM3M1-B-L2.5 | 1/8" - 27 NPTF | brass | 9.09 | 2.50 | 63.5 | 0.65 | 16.5 | 9/16" | 0.07 | 5 | 25 |
| 3/8" | CM3M1-B-L4 | 1/8" - 27 NPTF | brass | 10.75 | 4.00 | 101.6 | 0.65 | 16.5 | 9/16" | 0.11 | 5 | 25 |
| 3/8" | CM3M1-B-L5.5 | 1/8" - 27 NPTF | brass | 15.12 | 5.50 | 139.7 | 0.65 | 16.5 | 9/16" | 0.15 | 5 | 25 |
| 3/8" | CM3M1-B-L7 | 1/8" - 27 NPTF | brass | 16.89 | 7.00 | 177.8 | 0.65 | 16.5 | 9/16" | 0.18 | 5 | 25 |
| 3/8" | CM3M2-B-L2.5 | 1/4" - 18 NPTF | brass | 9.09 | 2.50 | 63.5 | 0.65 | 16.5 | 9/16" | 0.09 | 5 | 25 |
| 3/8" | CM3M2-B-L4 | 1/4" - 18 NPTF | brass | 10.75 | 4.00 | 101.6 | 0.65 | 16.5 | 9/16" | 0.15 | 5 | 25 |
| 3/8" | CM3M2-B-L5.5 | 1/4" - 18 NPTF | brass | 14.25 | 5.50 | 139.7 | 0.65 | 16.5 | 9/16" | 0.21 | 5 | 25 |
| 3/8" | CM3M2-B-L7 | 1/4" - 18 NPTF | brass | 16.89 | 7.00 | 177.8 | 0.65 | 16.5 | 9/16" | 0.27 | 5 | 25 |
| 3/8" | CM3M2-B-L8.5 | 1/4" - 18 NPTF | brass | 19.05 | 8.50 | 215.9 | 0.65 | 16.5 | 9/16" | 0.33 | 5 | 25 |
| 3/8" | CM3M2-B-L11.5 | 1/4" - 18 NPTF | brass | 22.36 | 11.50 | 292.1 | 0.65 | 16.5 | 9/16" | 0.45 | 5 | 25 |





| Body Size | CM-Series Industrial Mold Interchange Unvalved Coupler (Female Threads) | | | | | | | | | | | |
|-----------|---|----------------|----------|------------|--------|------|------------|------|----------|-----------|-------------|-----|
| | Part Detail | | | List Price | Length | | Maximum OD | | Hex Inch | Weight Lb | Package Qty | |
| | Part Number | Threads | Material | | Inch | mm | Inch | mm | | | Bag | Box |
| 1/4" | 2CMF1-B-E | 1/8" - 27 NPTF | brass | \$8.26 | 1.35 | 34.3 | 0.69 | 17.5 | 9/16" | 0.07 | 10 | 100 |
| 1/4" | 2CMF2-B-E | 1/4" - 18 NPTF | brass | 8.52 | 1.35 | 34.3 | 0.79 | 20.1 | 11/16" | 0.08 | 10 | 100 |
| 3/8" | 3CMF2-B-E | 1/4" - 18 NPTF | brass | 10.25 | 1.84 | 46.7 | 0.95 | 24.1 | 3/4" | 0.21 | 10 | 50 |
| 3/8" | 3CMF3-B-E | 3/8" - 18 NPTF | brass | 10.72 | 1.84 | 46.7 | 1.01 | 25.7 | 7/8" | 0.23 | 10 | 50 |
| 1/2" | 4CMF4-B-E | 1/2" - 14 NPTF | brass | 24.12 | 2.02 | 51.3 | 1.24 | 31.5 | 1-1/8" | 0.34 | 5 | 30 |


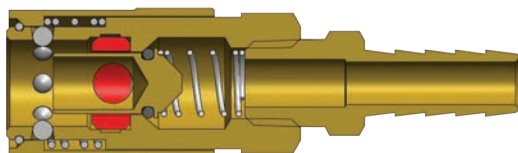


| Body Size | CM-Series Industrial Mold Interchange Valved Coupler (Female Threads) | | | | | | | | | | | |
|-----------|---|----------------|----------|------------|--------|------|------------|------|----------|-----------|-------------|-----|
| | Part Detail | | | List Price | Length | | Maximum OD | | Hex Inch | Weight Lb | Package Qty | |
| | Part Number | Threads | Material | | Inch | mm | Inch | mm | | | Bag | Box |
| 1/4" | 2CMF1-B | 1/8" - 27 NPTF | brass | \$9.32 | 1.35 | 34.3 | 0.69 | 17.5 | 9/16" | 0.07 | 10 | 100 |
| 3/8" | 3CMF2-B | 1/4" - 18 NPTF | brass | 13.55 | 1.84 | 46.7 | 0.95 | 24.1 | 3/4" | 0.21 | 10 | 50 |


CM-Series Hydraulic Couplings



| Body Size | CM-Series Industrial Mold Interchange Unvalved Coupler (Hose Barb) | | | | | | | | | | | |
|-----------|--|---------|----------|---------------|--------|------|------------|------|----------|-----------|-------------|-----|
| | Part Detail | | | List Price | Length | | Maximum OD | | Hex Inch | Weight Lb | Package Qty | |
| | Part Number | Hose ID | Material | | Inch | mm | Inch | mm | | | Bag | Box |
| 1/4" | 2CMS2-B-E | 1/4" | brass | \$9.53 | 2.11 | 53.6 | 0.69 | 17.5 | - | 0.10 | 10 | 100 |
| 1/4" | 2CMS2.5-B-E | 5/16" | brass | 9.53 | 2.10 | 53.3 | 0.69 | 17.5 | - | 0.09 | 10 | 100 |
| 1/4" | 2CMS3-B-E | 3/8" | brass | 9.53 | 2.10 | 53.3 | 0.69 | 17.5 | - | 0.11 | 10 | 100 |
| 3/8" | 3CMS3-B-E | 3/8" | brass | 12.27 | 2.55 | 64.8 | 0.95 | 24.1 | - | 0.24 | 10 | 50 |
| 3/8" | 3CMS4-B-E | 1/2" | brass | 12.27 | 2.55 | 64.8 | 0.95 | 24.1 | - | 0.25 | 10 | 50 |
| 1/2" | 4CMS4-B-E | 1/2" | brass | 28.05 | 2.98 | 75.7 | 1.18 | 30.0 | - | 0.46 | 5 | 30 |
| 1/2" | 4CMS6-B-E | 3/4" | brass | 28.05 | 2.98 | 75.7 | 1.18 | 30.0 | - | 0.48 | 5 | 30 |

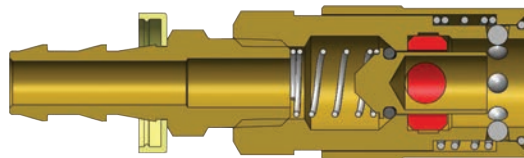



| Body Size | CM-Series Industrial Mold Interchange Valved Coupler (Hose Barb) | | | | | | | | | | | |
|-----------|--|---------|----------|----------------|--------|------|------------|------|----------|-----------|-------------|-----|
| | Part Detail | | | List Price | Length | | Maximum OD | | Hex Inch | Weight Lb | Package Qty | |
| | Part Number | Hose ID | Material | | Inch | mm | Inch | mm | | | Bag | Box |
| 1/4" | 2CMS2-B | 1/4" | brass | \$10.92 | 2.66 | 67.6 | 0.69 | 17.5 | - | 0.10 | 10 | 100 |
| 1/4" | 2CMS2.5-B | 5/16" | brass | 11.01 | 2.66 | 67.6 | 0.69 | 17.5 | - | 0.10 | 10 | 100 |
| 1/4" | 2CMS3-B | 3/8" | brass | 16.18 | 2.66 | 67.6 | 0.69 | 17.5 | - | 0.10 | 10 | 100 |
| 3/8" | 3CMS3-B | 3/8" | brass | 16.50 | 3.30 | 83.8 | 0.95 | 24.1 | - | 0.27 | 10 | 50 |
| 3/8" | 3CMS4-B | 1/2" | brass | 16.50 | 3.28 | 83.3 | 0.95 | 24.1 | - | 0.28 | 10 | 50 |

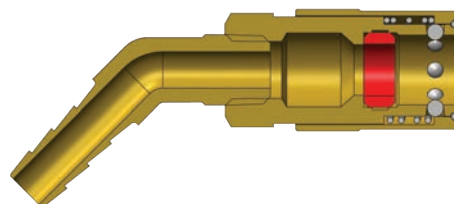



| Body Size | CM-Series Industrial Mold Interchange Unvalved Coupler (Push-Loc Barb) | | | | | | | | | | | |
|-----------|--|---------|----------|----------------|--------|------|------------|------|----------|-----------|-------------|-----|
| | Part Detail | | | List Price | Length | | Maximum OD | | Hex Inch | Weight Lb | Package Qty | |
| | Part Number | Hose ID | Material | | Inch | mm | Inch | mm | | | Bag | Box |
| 1/4" | 2CMB2-B-E | 1/4" | brass | \$10.58 | 2.08 | 52.8 | 0.69 | 17.5 | - | 0.10 | 10 | 100 |
| 1/4" | 2CMB3-B-E | 3/8" | brass | 10.58 | 2.08 | 52.8 | 0.69 | 17.5 | - | 0.11 | 10 | 100 |
| 3/8" | 3CMB3-B-E | 3/8" | brass | 14.29 | 2.53 | 64.3 | 0.95 | 24.1 | - | 0.26 | 10 | 50 |
| 3/8" | 3CMB4-B-E | 1/2" | brass | 14.29 | 2.69 | 68.3 | 0.95 | 24.1 | - | 0.25 | 10 | 50 |
| 1/2" | 4CMB4-B-E | 1/2" | brass | 28.05 | 3.12 | 79.2 | 1.18 | 30.0 | - | 0.50 | 5 | 30 |
| 1/2" | 4CMB6-B-E | 3/4" | brass | 28.05 | 3.12 | 79.2 | 1.18 | 30.0 | - | 0.51 | 5 | 30 |

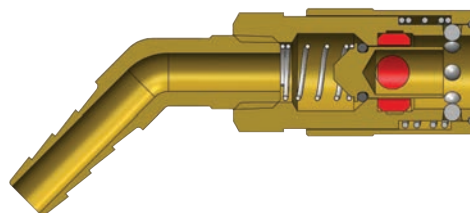
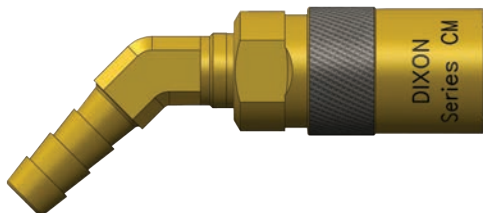
CM-Series Hydraulic Couplings



| Body Size | CM-Series Industrial Mold Interchange Valved Coupler (Push-Loc Barb) | | | | | | | | | | | |
|-----------|--|---------|----------|------------|--------|------|------------|------|----------|-----------|-------------|-----|
| | Part Detail | | | List Price | Length | | Maximum OD | | Hex Inch | Weight Lb | Package Qty | |
| | Part Number | Hose ID | Material | | Inch | mm | Inch | mm | | | Bag | Box |
| 1/4" | 2CMB2-B | 1/4" | brass | \$13.34 | 2.64 | 67.1 | 0.69 | 17.5 | - | 0.10 | 10 | 100 |
| 1/4" | 2CMB3-B | 3/8" | brass | 16.50 | 2.67 | 67.8 | 0.69 | 17.5 | - | 0.13 | 10 | 100 |
| 3/8" | 3CMB3-B | 3/8" | brass | 17.36 | 3.28 | 83.3 | 0.95 | 24.1 | - | 0.29 | 10 | 50 |
| 3/8" | 3CMB4-B | 1/2" | brass | 17.36 | 3.44 | 87.4 | 0.95 | 24.1 | - | 0.30 | 10 | 50 |


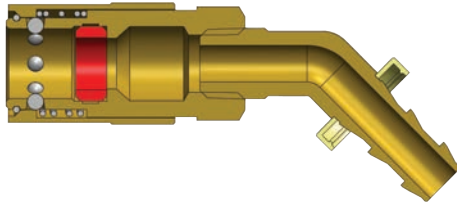


| Body Size | CM-Series Industrial Mold Interchange Unvalved Coupler (45° Hose Barb) | | | | | | | | | | | |
|-----------|--|---------|----------|------------|--------|-------|------------|------|----------|-----------|-------------|-----|
| | Part Detail | | | List Price | Length | | Maximum OD | | Hex Inch | Weight Lb | Package Qty | |
| | Part Number | Hose ID | Material | | Inch | mm | Inch | mm | | | Bag | Box |
| 1/4" | 2CM4S2-B-E | 1/4" | brass | \$13.96 | 2.87 | 72.9 | 0.69 | 17.5 | - | 0.13 | 10 | 100 |
| 1/4" | 2CM4S2.5-B-E | 5/16" | brass | 13.96 | 2.89 | 73.4 | 0.69 | 17.5 | - | 0.13 | 10 | 100 |
| 1/4" | 2CM4S3-B-E | 3/8" | brass | 13.96 | 2.91 | 73.9 | 0.69 | 17.5 | - | 0.13 | 10 | 100 |
| 3/8" | 3CM4S3-B-E | 3/8" | brass | 18.63 | 3.83 | 97.3 | 0.95 | 24.1 | - | 0.36 | 10 | 50 |
| 3/8" | 3CM4S4-B-E | 1/2" | brass | 18.63 | 3.86 | 98.0 | 0.95 | 24.1 | - | 0.36 | 10 | 50 |
| 1/2" | 4CM4S4-B-E | 1/2" | brass | 37.67 | 4.18 | 106.2 | 1.18 | 30.0 | - | 0.74 | 5 | 30 |
| 1/2" | 4CM4S6-B-E | 3/4" | brass | 37.67 | 4.56 | 115.8 | 1.18 | 30.0 | - | 0.76 | 5 | 30 |


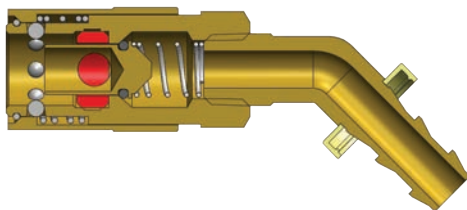


| Body Size | CM-Series Industrial Mold Interchange Valved Coupler (45° Hose Barb) | | | | | | | | | | | |
|-----------|--|---------|----------|------------|--------|------|------------|------|----------|-----------|-------------|-----|
| | Part Detail | | | List Price | Length | | Maximum OD | | Hex Inch | Weight Lb | Package Qty | |
| | Part Number | Hose ID | Material | | Inch | mm | Inch | mm | | | Bag | Box |
| 1/4" | 2CM4S2-B | 1/4" | brass | \$16.50 | 2.87 | 72.9 | 0.69 | 17.5 | - | 0.13 | 10 | 100 |
| 1/4" | 2CM4S2.5-B | 5/16" | brass | 16.50 | 2.89 | 73.4 | 0.69 | 17.5 | - | 0.13 | 10 | 100 |
| 1/4" | 2CM4S3-B | 3/8" | brass | 16.50 | 2.91 | 73.9 | 0.69 | 17.5 | - | 0.14 | 10 | 100 |
| 3/8" | 3CM4S3-B | 3/8" | brass | 23.28 | 3.83 | 97.3 | 0.95 | 24.1 | - | 0.36 | 10 | 50 |
| 3/8" | 3CM4S4-B | 1/2" | brass | 23.28 | 3.86 | 98.0 | 0.95 | 24.1 | - | 0.36 | 10 | 50 |

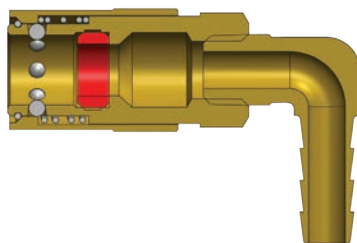
CM-Series Hydraulic Couplings



| Body Size | CM-Series Industrial Mold Interchange Unvalved Coupler (45° Push-Loc Barb) | | | | | | | | | | | |
|-----------|--|---------|----------|------------|--------|-------|------------|------|----------|-----------|-------------|-----|
| | Part Detail | | | List Price | Length | | Maximum OD | | Hex Inch | Weight Lb | Package Qty | |
| | Part Number | Hose ID | Material | | Inch | mm | Inch | mm | | | Bag | Box |
| 1/4" | 2CM4B2-B-E | 1/4" | brass | \$14.90 | 2.86 | 72.6 | 0.69 | 17.5 | - | 0.13 | 10 | 100 |
| 1/4" | 2CM4B3-B-E | 3/8" | brass | 14.90 | 2.92 | 74.2 | 0.69 | 17.5 | - | 0.15 | 10 | 100 |
| 3/8" | 3CM4B3-B-E | 3/8" | brass | 20.54 | 3.82 | 97.0 | 0.95 | 24.1 | - | 0.34 | 10 | 50 |
| 3/8" | 3CM4B4-B-E | 1/2" | brass | 20.54 | 3.98 | 101.1 | 0.95 | 24.1 | - | 0.34 | 10 | 50 |
| 1/2" | 4CM4B4-B-E | 1/2" | brass | 38.76 | 4.28 | 108.7 | 1.18 | 30.0 | - | 0.83 | 5 | 30 |
| 1/2" | 4CM4B6-B-E | 3/4" | brass | 40.94 | 4.56 | 115.8 | 1.18 | 30.0 | - | 0.83 | 5 | 30 |

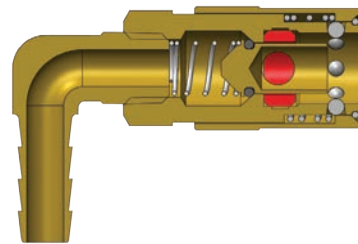


| Body Size | CM-Series Industrial Mold Interchange Valved Coupler (45° Push-Loc Barb) | | | | | | | | | | | |
|-----------|--|---------|----------|------------|--------|-------|------------|------|----------|-----------|-------------|-----|
| | Part Detail | | | List Price | Length | | Maximum OD | | Hex Inch | Weight Lb | Package Qty | |
| | Part Number | Hose ID | Material | | Inch | mm | Inch | mm | | | Bag | Box |
| 1/4" | 2CM4B2-B | 1/4" | brass | \$17.77 | 2.86 | 72.6 | 0.69 | 17.5 | - | 0.14 | 10 | 100 |
| 1/4" | 2CM4B3-B | 3/8" | brass | 17.77 | 2.92 | 74.2 | 0.69 | 17.5 | - | 0.17 | 10 | 100 |
| 3/8" | 3CM4B3-B | 3/8" | brass | 26.89 | 3.82 | 97.0 | 0.95 | 24.1 | - | 0.36 | 10 | 50 |
| 3/8" | 3CM4B4-B | 1/2" | brass | 26.89 | 3.98 | 101.1 | 0.95 | 24.1 | - | 0.40 | 10 | 50 |

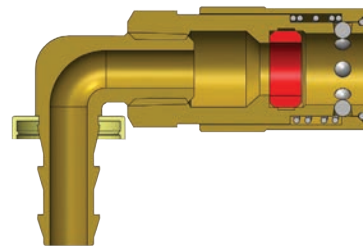



| Body Size | CM-Series Industrial Mold Interchange Unvalved Coupler (90° Hose Barb) | | | | | | | | | | | |
|-----------|--|---------|----------|------------|--------|------|------------|------|----------|-----------|-------------|-----|
| | Part Detail | | | List Price | Length | | Maximum OD | | Hex Inch | Weight Lb | Package Qty | |
| | Part Number | Hose ID | Material | | Inch | mm | Inch | mm | | | Bag | Box |
| 1/4" | 2CM9S2-B-E | 1/4" | brass | \$13.96 | 1.98 | 50.3 | 0.69 | 17.5 | - | 0.13 | 10 | 100 |
| 1/4" | 2CM9S2.5-B-E | 5/16" | brass | 13.96 | 1.98 | 50.3 | 0.69 | 17.5 | - | 0.13 | 10 | 100 |
| 1/4" | 2CM9S3-B-E | 3/8" | brass | 13.96 | 2.17 | 55.1 | 0.69 | 17.5 | - | 0.14 | 10 | 100 |
| 3/8" | 3CM9S3-B-E | 3/8" | brass | 18.63 | 2.84 | 72.1 | 0.95 | 24.1 | - | 0.31 | 10 | 50 |
| 3/8" | 3CM9S4-B-E | 1/2" | brass | 18.63 | 2.85 | 72.4 | 0.95 | 24.1 | - | 0.33 | 10 | 50 |
| 1/2" | 4CM9S4-B-E | 1/2" | brass | 44.23 | 3.50 | 88.9 | 1.18 | 30.0 | - | 0.79 | 5 | 30 |
| 1/2" | 4CM9S6-B-E | 3/4" | brass | 44.82 | 3.50 | 88.9 | 1.18 | 30.0 | - | 0.80 | 5 | 30 |

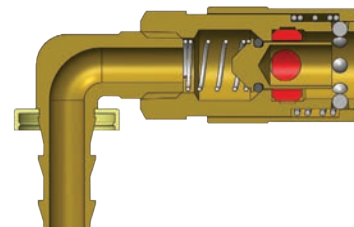

CM-Series Hydraulic Couplings



| Body Size | CM-Series Industrial Mold Interchange Valved Coupler (90° Hose Barb) | | | | | | | | | | | |
|-----------|--|---------|----------|----------------|--------|------|------------|------|----------|-----------|-------------|-----|
| | Part Detail | | | List Price | Length | | Maximum OD | | Hex Inch | Weight Lb | Package Qty | |
| | Part Number | Hose ID | Material | | Inch | mm | Inch | mm | | | Bag | Box |
| 1/4" | 2CM9S2-B | 1/4" | brass | \$18.63 | 1.98 | 50.3 | 0.69 | 17.5 | - | 0.14 | 10 | 100 |
| 1/4" | 2CM9S2.5-B | 5/16" | brass | 18.63 | 1.98 | 50.3 | 0.69 | 17.5 | - | 0.14 | 10 | 100 |
| 1/4" | 2CM9S3-B | 3/8" | brass | 18.63 | 2.17 | 55.1 | 0.69 | 17.5 | - | 0.15 | 10 | 100 |
| 3/8" | 3CM9S3-B | 3/8" | brass | 23.51 | 2.84 | 72.1 | 0.95 | 24.1 | - | 0.31 | 10 | 50 |
| 3/8" | 3CM9S4-B | 1/2" | brass | 23.51 | 2.85 | 72.4 | 0.95 | 24.1 | - | 0.35 | 10 | 50 |

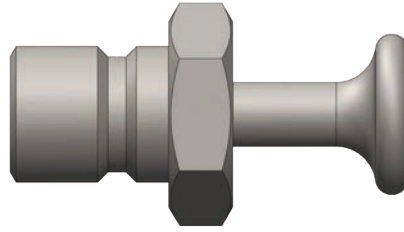


| Body Size | CM-Series Industrial Mold Interchange Unvalved Coupler (90° Push-Loc Barb) | | | | | | | | | | | |
|-----------|--|---------|----------|----------------|--------|------|------------|------|----------|-----------|-------------|-----|
| | Part Detail | | | List Price | Length | | Maximum OD | | Hex Inch | Weight Lb | Package Qty | |
| | Part Number | Hose ID | Material | | Inch | mm | Inch | mm | | | Bag | Box |
| 1/4" | 2CM9B2-B-E | 1/4" | brass | \$14.90 | 2.07 | 52.6 | 0.69 | 17.5 | - | 0.14 | 10 | 100 |
| 1/4" | 2CM9B3-B-E | 3/8" | brass | 14.90 | 2.17 | 55.1 | 0.69 | 17.5 | - | 0.16 | 10 | 100 |
| 3/8" | 3CM9B3-B-E | 3/8" | brass | 20.54 | 2.93 | 74.4 | 0.95 | 24.1 | - | 0.37 | 10 | 50 |
| 3/8" | 3CM9B4-B-E | 1/2" | brass | 20.54 | 2.98 | 75.7 | 0.95 | 24.1 | - | 0.37 | 10 | 50 |
| 1/2" | 4CM9B4-B-E | 1/2" | brass | 37.67 | 3.50 | 88.9 | 1.18 | 30.0 | - | 0.83 | 5 | 30 |
| 1/2" | 4CM9B6-B-E | 3/4" | brass | 37.67 | 3.50 | 88.9 | 1.18 | 30.0 | - | 0.83 | 5 | 30 |



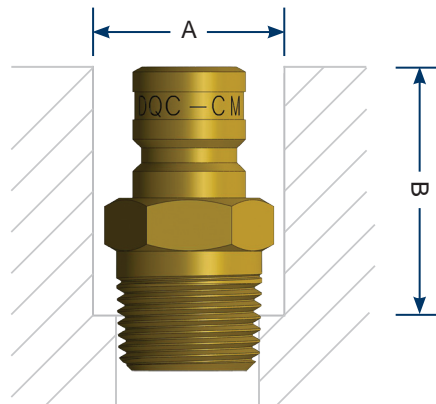
| Body Size | CM-Series Industrial Mold Interchange Valved Coupler (90° Push-Loc Barb) | | | | | | | | | | | |
|-----------|--|---------|----------|----------------|--------|------|------------|------|----------|-----------|-------------|-----|
| | Part Detail | | | List Price | Length | | Maximum OD | | Hex Inch | Weight Lb | Package Qty | |
| | Part Number | Hose ID | Material | | Inch | mm | Inch | mm | | | Bag | Box |
| 1/4" | 2CM9B2-B | 1/4" | brass | \$19.26 | 2.07 | 52.6 | 0.69 | 17.5 | - | 0.14 | 10 | 100 |
| 1/4" | 2CM9B3-B | 3/8" | brass | 19.26 | 2.17 | 55.1 | 0.69 | 17.5 | - | 0.17 | 10 | 100 |
| 3/8" | 3CM9B3-B | 3/8" | brass | 27.93 | 2.93 | 74.4 | 0.95 | 24.1 | - | 0.37 | 10 | 50 |
| 3/8" | 3CM9B4-B | 1/2" | brass | 27.93 | 2.98 | 75.7 | 0.95 | 24.1 | - | 0.39 | 10 | 50 |

CM-Series Hydraulic Couplings



| Body Size | CM-Series Coupler Rigid Dust Plug | | | | | | |
|-----------|-----------------------------------|---------|-------|---------------|-----------|-------------|-----|
| | Part Detail | | | List Price | Weight Lb | Package Qty | |
| | Part Number | Lanyard | Body | | | Bag | Box |
| 1/4" | 2CMPC-B | N/A | brass | \$4.24 | 0.09 | 10 | 100 |
| 3/8" | 3CMPC-B | N/A | brass | 4.24 | 0.12 | 10 | 50 |
| 1/2" | 4CMPC-B | N/A | brass | 9.39 | 0.15 | 5 | 30 |

| Body Size | CM-Series Industrial Mold Interchange Coupler Seal Kits | | | | | | |
|-----------|---|---------------|---------------|---------------|-------------------|-------------|-----|
| | Part Detail | | | List Price | Seal Kit Contents | Package Qty | |
| | Part Number | Coupler Style | Seal Material | | | Bag | Box |
| 1/4" | 2CM-SKIT | all | Silicone | \$1.66 | Body Seal | 25 | 200 |
| 3/8" | 3CM-SKIT | all | Silicone | 1.89 | Body Seal | 25 | 200 |
| 1/2" | 4CM-SKIT | all | Silicone | 3.18 | Body Seal | 25 | 200 |



Counterbored mold ports will protect the male threaded nipple, allowing the nipple to be mounted below the surface, simplifying storing and handling of molds. Dixon male threaded plugs are constructed of corrosion resistant brass to maximize longevity in moist environments.

| Body Size | Part Detail | | Dimension A | Dimension B |
|-----------|-------------|----------------|-----------------|-----------------|
| | Part Number | Threads | | |
| 1/4" | CM2M1-B | 1/8" - 27 NPTF | 17.5 mm (0.69") | 17.5 mm (0.69") |
| 1/4" | CM2M2-B | 1/4" - 18 NPTF | 21.3 mm (0.84") | 23.9 mm (0.94") |
| 1/4" | CM2M3-B | 3/8" - 18 NPTF | 25.4 mm (1.00") | 24.6 mm (0.97") |
| 3/8" | CM3M2-B | 1/4" - 18 NPTF | 17.5 mm (0.69") | 23.9 mm (0.94") |
| 3/8" | CM3M3-B | 3/8" - 18 NPTF | 21.3 mm (0.84") | 28.7 mm (1.13") |
| 3/8" | CM3M4-B | 1/2" - 14 NPTF | 25.4 mm (1.00") | 31.8 mm (1.25") |
| 1/2" | CM4M4-B | 1/2" - 14 NPTF | 31.8 mm (1.25") | 38.1 mm (1.50") |
| 1/2" | CM4M6-B | 3/4" - 14 NPTF | 38.1 mm (1.50") | 39.6 mm (1.56") |

Alpha Numeric Product Index

| Part # | Page # | Part # | Page # | Part # | Page # | Part # | Page # |
|--------------|--------|--------------|--------|--------------|--------|--------------|--------|
| 10BOP-SKIT | 126 | 12BOP-SKIT | 126 | 12WSOF12 | 122 | 1BRF1-B-7 | 53 |
| 10CVVBF10 | 131 | 12EF12-B | 135 | 12WS-RKIT | 126 | 1BRF2-B-7 | 53 |
| 10CVVDP | 133 | 12EF12-S | 135 | 12WS-SKIT | 126 | 1BRGM1-B-7 | 54 |
| 10CVVF10 | 131 | 12EM12-B | 137 | 140030-10 | 99 | 1BRGM2-B-7 | 54 |
| 10EF10-B | 135 | 12E-SKIT | 139 | 140030-12 | 99 | 1BRM1-B-7 | 54 |
| 10EF10-S | 135 | 12HBF12 | 64 | 140030-16 | 99 | 1BRM2-B-7 | 54 |
| 10EM10-B | 137 | 12HBF12-B | 64 | 140032-10 | 99 | 1BRS1.25-B-7 | 54 |
| 10E-SKIT | 139 | 12HBF12-S | 64 | 140032-12 | 99 | 1BRS1.86-B-7 | 54 |
| 10HBF10 | 64 | 12HBF12-SS | 64 | 140032-16 | 99 | 1BRS2.83-B-7 | 54 |
| 10H-BRKIT | 70 | 12H-BRKIT | 70 | 16BOP-SKIT | 126 | 1EF1-B | 135 |
| 10HF10 | 64 | 12HDP-A | 68 | 16EF16-B | 135 | 1EF1-S | 135 |
| 10HF10-B | 64 | 12HF10 | 64 | 16EF16-S | 135 | 1EM1-B | 137 |
| 10HF10-S | 64 | 12HF10-B | 64 | 16EM16-B | 137 | 1EM1-S | 137 |
| 10H-RKIT | 70 | 12HF10-S | 64 | 16E-SKIT | 139 | 1H-BSKIT | 69 |
| 10H-SKIT | 69 | 12HF12 | 64 | 16KBF16 | 76 | 1HDP | 67 |
| 10H-SRKIT | 70 | 12HF12-B | 64 | 16KF16 | 76 | 1HF1 | 62 |
| 10H-SSRKIT | 70 | 12HF12-S | 64 | 16K-SKIT | 78 | 1HF1-B | 62 |
| 10KBF10 | 76 | 12HF12-SS | 64 | 16STBF12 | 111 | 1HF1-S | 62 |
| 10KF10 | 76 | 12HOF10 | 64 | 16STBF16 | 111 | 1HF1-SS | 62 |
| 10K-SKIT | 78 | 12HOF12 | 64 | 16STDP-A | 113 | 1HOF2 | 62 |
| 10VBF10 | 88 | 12H-RKIT | 70 | 16STF12 | 111 | 1H-SKIT | 69 |
| 10VBF10-B | 88 | 12H-SKIT | 69 | 16STF16 | 111 | 1PDF1 | 115 |
| 10VBF10-B-E | 93 | 12H-SRKIT | 70 | 16STF16-SS | 111 | 1PDF2 | 115 |
| 10VBF10-E | 93 | 12H-SSRKIT | 70 | 16STOF12 | 111 | 1PDM2 | 116 |
| 10VBF10-SS | 88 | 12KBF12 | 76 | 16STOF16 | 111 | | |
| 10VBF10-SS-E | 93 | 12KF12 | 76 | 16ST-SKIT | 114 | 20HDP-A | 68 |
| 10VDP-A | 97 | 12K-SKIT | 78 | 16VBF16 | 88 | 20HF16 | 64 |
| 10VF10 | 88 | 12VBF12 | 88 | 16VBF16-B | 88 | 20HF16-B | 64 |
| 10VF10-B | 88 | 12VBF12-B | 88 | 16VBF16-SS | 88 | 20HF20 | 64 |
| 10VF10-B-E | 93 | 12VBF12-SS | 88 | 16VDP-A | 97 | 20HF24 | 64 |
| 10VF10-E | 93 | 12VDP-A | 97 | 16VF16 | 88 | 2AE2-B | 55 |
| 10VF10-SS | 88 | 12VF12 | 88 | 16VF16-B | 88 | 2AF1-B | 56 |
| 10VF10-SS-E | 93 | 12VF12-B | 88 | 16VF16-B-E | 93 | 2AF2-B | 56 |
| 10VJM10 | 92 | 12VF12-B-E | 93 | 16VF16-E | 93 | 2AGDP | 82 |
| 10VM10 | 90 | 12VF12-E | 93 | 16VF16-SS | 88 | 2AGF2 | 80 |
| 10VM10-B | 90 | 12VF12-SS | 88 | 16VF16-SS-E | 93 | 2AGF2-PV | 80 |
| 10VM10-E | 95 | 12VF12-SS-E | 93 | 16VM16 | 90 | 2AM1-B | 56 |
| 10VM10-SS | 90 | 12VM12 | 90 | 16VM16-B | 90 | 2AM2-B | 56 |
| 10VM10-SS-E | 95 | 12VM12-B | 90 | 16VM16-E | 95 | 2AS2-B | 57 |
| 10VOF10 | 88 | 12VM12-E | 95 | 16VM16-SS | 90 | 2CJBF2-B | 31 |
| 10V-SKIT | 98 | 12VM12-SS | 90 | 16VM16-SS-E | 95 | 2CJBF3-B | 31 |
| 10WBF10-B | 118 | 12VM12-SS-E | 95 | 16V-SKIT | 98 | 2CJBM2-B | 32 |
| 10WBF10-B-HN | 118 | 12VOF12 | 88 | 16WSBF16 | 122 | 2CJBM3-B | 32 |
| 10WDP-B | 120 | 12V-SKIT | 98 | 16WSBF16-BOP | 123 | 2CJF2-B | 31 |
| 10WF10-B | 118 | 12WBF12-B | 118 | 16WSBF16-SS | 122 | 2CJF3-B | 31 |
| 10WF10-B-HN | 118 | 12WBF12-B-HN | 118 | 16WSDP-A | 125 | 2CJM2-B | 32 |
| 10W-RKIT | 120 | 12WDP-B | 120 | 16WSF16 | 122 | 2CJM3-B | 32 |
| 10WSBF10 | 122 | 12WF12-B | 118 | 16WSF16-BOP | 123 | 2CM4B2-B | 147 |
| 10WSBF10-BOP | 123 | 12WF12-B-HN | 118 | 16WSF16-SS | 122 | 2CM4B2-B-E | 147 |
| 10WSBF10-SS | 122 | 12W-RKIT | 120 | 16WSOF16 | 122 | 2CM4B3-B | 147 |
| 10WSDP-A | 125 | 12WSBF12 | 122 | 16WS-RKIT | 126 | 2CM4B3-B-E | 147 |
| 10WSF10 | 122 | 12WSBF12-BOP | 123 | 16WS-SKIT | 126 | 2CM4S2.5-B | 146 |
| 10WSF10-BOP | 123 | 12WSBF12-SS | 122 | 1AF1-B | 56 | 2CM4S2.5-B-E | 146 |
| 10WSF10-SS | 122 | 12WSDP-A | 125 | 1AM1-B | 56 | 2CM4S2-B | 146 |
| 10WSOF10 | 122 | 12WSF12 | 122 | 1AS1-B | 57 | 2CM4S2-B-E | 146 |
| 10WS-RKIT | 126 | 12WSF12-BOP | 123 | 1BRBF1-B-7 | 53 | 2CM4S3-B | 146 |
| 10WS-SKIT | 126 | 12WSF12-SS | 122 | 1BRBF2-B-7 | 53 | 2CM4S3-B-E | 146 |

Alpha Numeric Product Index

| Part # | Page # | Part # | Page # | Part # | Page # | Part # | Page # |
|--------------|--------|-----------|--------|-------------|--------|------------|--------|
| 2CM9B2-B | 148 | 2EM2-S | 137 | 2JF1-B | 23 | 2US3-B | 40 |
| 2CM9B2-B-E | 148 | 2ES2-B | 138 | 2JF2-B | 23 | 2VBF2 | 86 |
| 2CM9B3-B | 148 | 2E-SKIT | 139 | 2JF3-B | 23 | 2VBF2-B | 86 |
| 2CM9B3-B-E | 148 | 2FB2-B | 20 | 2JM1-B | 24 | 2VBF2-B-E | 93 |
| 2CM9S2.5-B | 148 | 2FB3-B | 20 | 2JM2-B | 24 | 2VBF2-E | 93 |
| 2CM9S2.5-B-E | 147 | 2FBF1-B | 13 | 2JM3-B | 24 | 2VBF2-SS | 86 |
| 2CM9S2-B | 148 | 2FBF2-B | 13 | 2JS2-B | 25 | 2VBF2-SS-E | 93 |
| 2CM9S2-B-E | 147 | 2FBF3-B | 13 | 2JS3-B | 25 | 2V-BRKIT | 99 |
| 2CM9S3-B | 148 | 2FBM1-B | 16 | 2KBF2 | 75 | 2VDP-A | 97 |
| 2CM9S3-B-E | 147 | 2FBM2-B | 16 | 2KDP | 78 | 2VF1 | 86 |
| 2CMB2-B | 146 | 2FBM3-B | 16 | 2KF1 | 75 | 2VF2 | 86 |
| 2CMB2-B-E | 145 | 2FF1-B | 13 | 2KF2 | 75 | 2VF2-B | 86 |
| 2CMB3-B | 146 | 2FF2 | 13 | 2KOF2 | 75 | 2VF2-B-E | 93 |
| 2CMB3-B-E | 145 | 2FF2-B | 13 | 2K-SKIT-DQC | 78 | 2VF2-E | 93 |
| 2CMF1-B | 144 | 2FF2-S | 13 | 2LF2-B | 37 | 2VF2-SS | 86 |
| 2CMF1-B-E | 144 | 2FF3-B | 13 | 2LM2-B | 38 | 2VF2-SS-E | 93 |
| 2CMF2-B-E | 144 | 2FF3-S | 13 | 2MF2-B | 28 | 2VJM2 | 92 |
| 2CMPC-B | 149 | 2FM1-B | 16 | 2MF2-PL | 27 | 2VM1 | 90 |
| 2CMS2.5-B | 145 | 2FM1-S | 16 | 2MF3-B | 28 | 2VM2 | 90 |
| 2CMS2.5-B-E | 145 | 2FM2 | 16 | 2MF3-PL | 27 | 2VM2-B | 90 |
| 2CMS2-B | 145 | 2FM2-B | 16 | 2MM2-B | 29 | 2VM2-B-E | 95 |
| 2CMS2-B-E | 145 | 2FM2-S | 16 | 2MM2-PL | 28 | 2VM2-E | 95 |
| 2CMS3-B | 145 | 2FM3-B | 16 | 2MM3-B | 29 | 2VM2-SS | 90 |
| 2CMS3-B-E | 145 | 2FM3-S | 16 | 2MM3-PL | 28 | 2VM2-SS-E | 95 |
| 2CM-SKIT | 149 | 2FS2 | 18 | 2MS2.5-PL | 29 | 2VOF2 | 86 |
| 2CVVBF2 | 131 | 2FS2.5-B | 18 | 2MS2-B | 30 | 2V-RKIT | 99 |
| 2CVVDP | 133 | 2FS2-B | 18 | 2MS2-PL | 29 | 2V-SKIT | 98 |
| 2CVVF2 | 131 | 2FS2-S | 18 | 2MS3-B | 30 | 2V-SSRKIT | 99 |
| 2CVVFM1415 | 131 | 2FS3-B | 18 | 2MS3-PL | 29 | | |
| 2DB2-B | 19 | 2FS3-S | 18 | 2NKBF2 | 51 | 3AGDP | 82 |
| 2DB3-B | 19 | 2HBF2 | 62 | 2NKBM2 | 52 | 3AGF3 | 80 |
| 2DBF2-B | 13 | 2HBF2-B | 62 | 2NKF2 | 51 | 3AGF3-PV | 80 |
| 2DBF3-B | 13 | 2HBF2-S | 62 | 2NKM2 | 52 | 3CJBF3-B | 31 |
| 2DBM2-B | 15 | 2HBF2-SS | 62 | 2NKS2 | 52 | 3CJBF4-B | 31 |
| 2DBM3-B | 15 | 2H-BRKIT | 70 | 2SHDF2 | 34 | 3CJBM3-B | 32 |
| 2DE2-B | 20 | 2H-BSKIT | 69 | 2SHDF3 | 34 | 3CJBM4-B | 32 |
| 2DF1-B | 13 | 2HDP | 67 | 2SHDM2 | 35 | 3CJF3-B | 31 |
| 2DF2-B | 13 | 2HDP-A | 68 | 2SHDM3 | 35 | 3CJF4-B | 31 |
| 2DF2-S | 13 | 2HF2 | 62 | 2SHDS2 | 36 | 3CJM3-B | 32 |
| 2DF3-B | 13 | 2HF2-B | 62 | 2SHDS3 | 36 | 3CJM4-B | 32 |
| 2DF3-S | 13 | 2HF2-S | 62 | 2STBF2 | 110 | 3CM4B3-B | 147 |
| 2DH2-B | 20 | 2HF2-SS | 62 | 2STBF2-SS | 110 | 3CM4B3-B-E | 147 |
| 2DK2-B | 20 | 2HOF3 | 62 | 2ST-BMK | 114 | 3CM4B4-B | 147 |
| 2DL2-B | 20 | 2H-RKIT | 70 | 2STDPA | 113 | 3CM4B4-B-E | 147 |
| 2DM1-B | 15 | 2HSBF2-B | 72 | 2STF2 | 110 | 3CM4S3-B | 146 |
| 2DM2-B | 15 | 2HSBF2-S | 72 | 2STF2-SS | 110 | 3CM4S3-B-E | 146 |
| 2DM2-S | 15 | 2HSF2-B | 72 | 2ST-SKIT | 114 | 3CM4S4-B | 146 |
| 2DM3-B | 15 | 2HSF2-S | 72 | 2TDP | 129 | 3CM4S4-B-E | 146 |
| 2DM3-S | 15 | 2H-SKIT | 69 | 2TM2 | 128 | 3CM9B3-B | 148 |
| 2DS2-B | 18 | 2H-SRKIT | 70 | 2T-SKIT | 129 | 3CM9B3-B-E | 148 |
| 2DS2-S | 18 | 2H-SSRKIT | 70 | 2UB2-B | 40 | 3CM9B4-B | 148 |
| 2DS3-B | 18 | 2HTBF2 | 104 | 2UB3-B | 40 | 3CM9B4-B-E | 148 |
| 2DS3-S | 18 | 2HT-BMK | 108 | 2UF2-B | 40 | 3CM9S3-B | 148 |
| 2EBF2-B | 135 | 2HTF2 | 104 | 2UF3-B | 40 | 3CM9S3-B-E | 147 |
| 2EF2-B | 135 | 2HT-SKIT | 108 | 2UM2-B | 40 | 3CM9S4-B | 148 |
| 2EF2-S | 135 | 2JB2-B | 26 | 2UM3-B | 40 | 3CM9S4-B-E | 147 |
| 2EM2-B | 137 | 2JB3-B | 26 | 2US2-B | 40 | 3CMB3-B | 146 |

Alpha Numeric Product Index

| Part # | Page # | Part # | Page # | Part # | Page # | Part # | Page # |
|------------|--------|-------------|--------|------------|--------|--------------|--------|
| 3CMB3-B-E | 145 | 3HBF3-S | 62 | 3NM4 | 44 | 4AGBF6-PV | 80 |
| 3CMB4-B | 146 | 3HBF3-SS | 62 | 3N-SKIT | 47 | 4AGF4 | 80 |
| 3CMB4-B-E | 145 | 3H-BRKIT | 70 | 3STBF3 | 110 | 4AGF4-PS | 81 |
| 3CMF2-B | 144 | 3H-BSKIT | 69 | 3STBF3-SS | 110 | 4AGF4-PV | 80 |
| 3CMF2-B-E | 144 | 3HDP | 67 | 3STBF4 | 110 | 4AGF4-PV-PS | 81 |
| 3CMF3-B-E | 144 | 3HDP-A | 68 | 3STBF4-SS | 110 | 4AGF6 | 80 |
| 3CMPC-B | 149 | 3HF3 | 62 | 3ST-BMK | 114 | 4AGF6-PS | 81 |
| 3CMS3-B | 145 | 3HF3-B | 62 | 3STDP-A | 113 | 4AGF6-PV | 80 |
| 3CMS3-B-E | 145 | 3HF3-S | 62 | 3STF2 | 110 | 4AGF6-PV-PS | 81 |
| 3CMS4-B | 145 | 3HF3-SS | 62 | 3STF3 | 110 | 4AGOF4 | 80 |
| 3CMS4-B-E | 145 | 3HOF4 | 62 | 3STF3-SS | 110 | 4AGOF4-PS | 81 |
| 3CM-SKIT | 149 | 3H-RKIT | 70 | 3STF4 | 110 | 4AGOF4-PV | 80 |
| 3CVVBF3 | 131 | 3HSBF3-B | 72 | 3STF4-SS | 110 | 4AGOF4-PV-PS | 81 |
| 3CVVDP | 133 | 3HSBF3-S | 72 | 3ST-SKIT | 114 | 4AGOF5 | 80 |
| 3CVVF3 | 131 | 3HSF3-B | 72 | 3TDP | 129 | 4AGOF5-PS | 81 |
| 3CVVFM1615 | 131 | 3HSF3-S | 72 | 3TF3 | 128 | 4AGOF5-PV | 80 |
| 3DB3-B | 19 | 3H-SKIT | 69 | 3TM3 | 128 | 4AGOF5-PV-PS | 81 |
| 3DBF3-B | 13 | 3H-SRKIT | 70 | 3TM3-PV | 128 | 4CM4B4-B-E | 147 |
| 3DBM3-B | 15 | 3H-SSRKIT | 70 | 3TM3-SS | 128 | 4CM4B6-B-E | 147 |
| 3DF2-B | 13 | 3HTBF3 | 104 | 3TM3-SS-PV | 128 | 4CM4S4-B-E | 146 |
| 3DF3-B | 13 | 3HTBF3-SS | 104 | 3TRBF3 | 101 | 4CM4S6-B-E | 146 |
| 3DF3-S | 13 | 3HTBF4 | 104 | 3TRF3 | 101 | 4CM9B4-B-E | 148 |
| 3DF4-B | 13 | 3HTBF4-SS | 104 | 3TR-SKIT | 101 | 4CM9B6-B-E | 148 |
| 3DM2-B | 15 | 3HT-BMK | 108 | 3T-SKIT | 129 | 4CM9S4-B-E | 147 |
| 3DM3-B | 15 | 3HTDP | 107 | 3UF3-B | 40 | 4CM9S6-B-E | 147 |
| 3DM3-S | 15 | 3HTF3 | 104 | 3UM3-B | 40 | 4CMB4-B-E | 145 |
| 3DM4-B | 15 | 3HTF3-SS | 104 | 3US3-B | 40 | 4CMB6-B-E | 145 |
| 3DS2-B | 18 | 3HTF4 | 104 | 3VBF3 | 86 | 4CMF4-B-E | 144 |
| 3DS3-B | 18 | 3HTF4-SS | 104 | 3VBF3-B | 86 | 4CMPC-B | 149 |
| 3DS3-S | 18 | 3HTM3 | 106 | 3VBF3-B-E | 93 | 4CMS4-B-E | 145 |
| 3DS4-B | 18 | 3HTM4 | 106 | 3VBF3-E | 93 | 4CMS6-B-E | 145 |
| 3EBF3-B | 135 | 3HTOF3 | 104 | 3VBF3-SS | 86 | 4CM-SKIT | 149 |
| 3EF3-B | 135 | 3HTOF4 | 104 | 3VBF3-SS-E | 93 | 4CVVBF4 | 131 |
| 3EF3-S | 135 | 3HTOM4 | 106 | 3V-BRKIT | 99 | 4CVVDP | 133 |
| 3EM3-B | 137 | 3HT-SKIT | 108 | 3VDP-A | 97 | 4CVVF4 | 131 |
| 3EM3-S | 137 | 3JB2 | 26 | 3VF3 | 86 | 4CVVFM1815 | 131 |
| 3ES3-B | 138 | 3JB3 | 26 | 3VF3-B | 86 | 4CVVFM2215 | 131 |
| 3E-SKIT | 139 | 3JB4 | 26 | 3VF3-B-E | 93 | 4CVVOF4 | 131 |
| 3FB2 | 20 | 3JF2 | 23 | 3VF3-E | 93 | 4CVVOF5 | 131 |
| 3FB3 | 20 | 3JF3 | 23 | 3VF3-SS | 86 | 4DB4-B | 19 |
| 3FB4 | 20 | 3JF4 | 23 | 3VF3-SS-E | 93 | 4DBF4-B | 13 |
| 3FBF3 | 13 | 3JM2 | 24 | 3VF4 | 86 | 4DBM4-B | 15 |
| 3FBM3 | 16 | 3JM3 | 24 | 3VJM3 | 92 | 4DF3-B | 13 |
| 3FF2 | 13 | 3JM4 | 24 | 3VM3 | 90 | 4DF4-B | 13 |
| 3FF3 | 13 | 3JS2 | 25 | 3VM3-B | 90 | 4DF4-S | 13 |
| 3FF3-S | 13 | 3JS3 | 25 | 3VM3-B-E | 95 | 4DF6-B | 13 |
| 3FF4 | 13 | 3JS4 | 25 | 3VM3-E | 95 | 4DM3-B | 15 |
| 3FM2 | 16 | 3KBF3 | 75 | 3VM3-SS | 90 | 4DM4-B | 15 |
| 3FM3 | 16 | 3KDP | 78 | 3VM3-SS-E | 95 | 4DM4-S | 15 |
| 3FM3-S | 16 | 3KF3 | 75 | 3VOF3 | 86 | 4DM6-B | 15 |
| 3FM4 | 16 | 3KOF3 | 75 | 3V-RKIT | 99 | 4DS3-B | 18 |
| 3FS2 | 18 | 3K-SKIT-DQC | 78 | 3V-SKIT | 98 | 4DS4-B | 18 |
| 3FS3 | 18 | 3MF3-PL | 27 | 3V-SSRKIT | 99 | 4DS4-S | 18 |
| 3FS3-S | 18 | 3MM3-PL | 28 | | | 4DS6-B | 18 |
| 3FS4 | 18 | 3MS3-PL | 29 | 4AGBF4 | 80 | 4EAF3 | 141 |
| 3HBF3 | 62 | 3NBM4 | 44 | 4AGBF4-PV | 80 | 4EAF4 | 141 |
| 3HBF3-B | 62 | 3NCS4 | 46 | 4AGBF6 | 80 | 4EA-SKIT | 141 |

Alpha Numeric Product Index

| Part # | Page # | Part # | Page # | Part # | Page # | Part # | Page # |
|-----------|--------|-------------|--------|------------|--------|------------|--------|
| 4EBF4-B | 135 | 4HTM4 | 106 | 4N-SKIT | 47 | 4VM4-B-E | 95 |
| 4EF4-B | 135 | 4HTOF4 | 104 | 4PF4 | 49 | 4VM4-E | 95 |
| 4EF4-S | 135 | 4HTOF5 | 104 | 4PF6 | 49 | 4VM4-SS | 90 |
| 4EM4-B | 137 | 4HTOF6 | 104 | 4PF6-B | 49 | 4VM4-SS-E | 95 |
| 4EM4-S | 137 | 4HTRB5 | 107 | 4PF6-S | 49 | 4VOF4 | 86 |
| 4ES4-B | 138 | 4HT-SKIT | 108 | 4PM3 | 49 | 4V-RKIT | 99 |
| 4E-SKIT | 139 | 4KBF4 | 75 | 4PM4 | 49 | 4V-SKIT | 98 |
| 4FB3 | 20, 26 | 4KBF6 | 75 | 4PM6 | 49 | 4V-SSRKIT | 99 |
| 4FB4 | 20, 26 | 4KDP | 78, 82 | 4PM6-9 | 49 | | |
| 4FBF4 | 13 | 4KF4 | 75 | 4PM6-S | 49 | 5HTBF6 | 104 |
| 4FBM4 | 16 | 4KF6 | 75 | 4PM8 | 49 | 5HTBF6-SS | 104 |
| 4FF3 | 13, 23 | 4KOF4 | 75 | 4PS3 | 50 | 5HT-BMK | 108 |
| 4FF4 | 13, 23 | 4KOF5 | 75 | 4PS4 | 50 | 5HTDP | 107 |
| 4FF4-S | 13 | 4K-SKIT-DQC | 78 | 4PS4-B | 50 | 5HTF6 | 104 |
| 4FF6 | 13, 23 | 4N4N | 47 | 4PS6 | 50 | 5HTF6-SS | 104 |
| 4FM3 | 16, 24 | 4NBF3 | 42 | 4PS6-9 | 50 | 5HTOF5 | 104 |
| 4FM4 | 16, 24 | 4NBF4 | 42 | 4PS6-B | 50 | 5HTOF6 | 104 |
| 4FM4-S | 16 | 4NBF4-B | 42 | 4PS6-S | 50 | 5HT-SKIT | 108 |
| 4FM6 | 16, 24 | 4NBF6 | 42 | 4PS8 | 50 | | |
| 4FS3 | 18, 25 | 4NBF6-B | 42 | 4PS8-B | 50 | 6AGDP | 82 |
| 4FS4 | 18, 25 | 4NBF8 | 42 | 4P-SKIT | 50 | 6AGF6 | 80 |
| 4FS4-S | 18 | 4NBF8-B | 42 | 4SHDF3 | 34 | 6AGF6-PV | 80 |
| 4FS6 | 18, 25 | 4NBM3 | 44 | 4SHDF4 | 34 | 6BOP-SKIT | 126 |
| 4HBF4 | 62 | 4NBM4 | 44 | 4SHDF6 | 34 | 6CVVBF6 | 131 |
| 4HBF4-B | 62 | 4NBM4-B | 44 | 4SHDM3 | 35 | 6CVVDP | 133 |
| 4HBF4-S | 62 | 4NBM6 | 44 | 4SHDM4 | 35 | 6CVVF6 | 131 |
| 4HBF4-SS | 62 | 4NBM6-B | 44 | 4SHDS3 | 36 | 6CVVFM2215 | 131 |
| 4H-BRKIT | 70 | 4NBM8 | 44 | 4SHDS4 | 36 | 6DF4-B | 13 |
| 4H-BSKIT | 69 | 4NBM8-B | 44 | 4STBF4 | 110 | 6DF6-B | 13 |
| 4HDP | 67 | 4NF3 | 42 | 4STBF4-SS | 110 | 6DF8-B | 13 |
| 4HDP-A | 68 | 4NF3-B | 42 | 4ST-BMK | 114 | 6DM4-B | 15 |
| 4HF4 | 62 | 4NF4 | 42 | 4STDP-A | 113 | 6DM6-B | 15 |
| 4HF4-B | 62 | 4NF4-B | 42 | 4STF4 | 110 | 6DM8-B | 15 |
| 4HF4-HV | 66 | 4NF6 | 42 | 4STF4-SS | 110 | 6DS4-B | 18 |
| 4HF4-S | 62 | 4NF6-B | 42 | 4STOF4 | 110 | 6DS6-B | 18 |
| 4HF4-SS | 62 | 4NF6-S | 42 | 4ST-SKIT | 114 | 6DS8-B | 18 |
| 4HOF5 | 62 | 4NF8 | 42 | 4TRBF4 | 101 | 6EBF6-B | 135 |
| 4H-RKIT | 70 | 4NF8-B | 42 | 4TRF4 | 101 | 6EF6-B | 135 |
| 4HSBF4-B | 72 | 4NM3 | 44 | 4TR-SKIT | 101 | 6EF6-S | 135 |
| 4HSBF4-S | 72 | 4NM3-B | 44 | 4VBF4 | 86 | 6EM6-B | 137 |
| 4HSF4-B | 72 | 4NM4 | 44 | 4VBF4-B | 86 | 6EM6-S | 137 |
| 4HSF4-S | 72 | 4NM4-B | 44 | 4VBF4-B-E | 93 | 6ES6-B | 138 |
| 4H-SKIT | 69 | 4NM6 | 44 | 4VBF4-E | 93 | 6E-SKIT | 139 |
| 4H-SRKIT | 70 | 4NM6-B | 44 | 4VBF4-SS | 86 | 6HBF6 | 62 |
| 4H-SSRKIT | 70 | 4NM6-S | 44 | 4VBF4-SS-E | 93 | 6HBF6-B | 62 |
| 4HTBF4 | 104 | 4NM8 | 44 | 4V-BRKIT | 99 | 6HBF6-S | 62 |
| 4HTBF4-SS | 104 | 4NM8-B | 44 | 4VDP-A | 97 | 6HBF6-SS | 62 |
| 4HTBF6 | 104 | 4NS3 | 46 | 4VF4 | 86 | 6H-BRKIT | 70 |
| 4HTBF6-SS | 104 | 4NS3-B | 46 | 4VF4-B | 86 | 6H-BSKIT | 69 |
| 4HT-BMK | 108 | 4NS4 | 46 | 4VF4-B-E | 93 | 6HDP | 67 |
| 4HTDP | 107 | 4NS4-B | 46 | 4VF4-E | 93 | 6HDP-A | 68 |
| 4HTF4 | 104 | 4NS6 | 46 | 4VF4-SS | 86 | 6HF6 | 62 |
| 4HTF4-SS | 104 | 4NS6-B | 46 | 4VF4-SS-E | 93 | 6HF6-B | 62 |
| 4HTF6 | 104 | 4NS6-S | 46 | 4VF6 | 86 | 6HF6-S | 62 |
| 4HTF6-SS | 104 | 4NS8 | 46 | 4VJM4 | 92 | 6HF6-SS | 62 |
| 4HTJB5 | 107 | 4NS8-B | 46 | 4VM4 | 90 | 6HOF6 | 62 |
| 4HTJB6 | 107 | 4NS8-S | 46 | 4VM4-B | 90 | 6H-RKIT | 70 |

Alpha Numeric Product Index

| Part # | Page # | Part # | Page # | Part # | Page # | Part # | Page # |
|-------------|--------|--------------|--------|-------------|--------|--------------|--------|
| 6HSBF6-B | 72 | 6VM6-SS-E | 95 | 8HSBF8-B | 72 | 8VF8-SS | 86 |
| 6HSBF6-S | 72 | 6VOF6 | 86 | 8HSBF8-S | 72 | 8VF8-SS-E | 93 |
| 6HSF6-B | 72 | 6V-RKIT | 99 | 8HSF8-B | 72 | 8VJM8 | 92 |
| 6HSF6-S | 72 | 6V-SKIT | 98 | 8HSF8-S | 72 | 8VM8 | 90 |
| 6H-SKIT | 69 | 6V-SSRKIT | 99 | 8H-SKIT | 69 | 8VM8-B | 90 |
| 6H-SRKIT | 70 | 6WBF4-B | 118 | 8H-SRKIT | 70 | 8VM8-B-E | 95 |
| 6H-SSRKIT | 70 | 6WBF4-B-HN | 118 | 8H-SSRKIT | 70 | 8VM8-E | 95 |
| 6HTBF6 | 104 | 6WBF6-B | 118 | 8HTBF10 | 104 | 8VM8-SS | 90 |
| 6HTBF6-SS | 104 | 6WBF6-B-HN | 118 | 8HTBF10-SS | 104 | 8VM8-SS-E | 95 |
| 6HTBF8 | 104 | 6WDP-B | 120 | 8HTBF8 | 104 | 8VOF8 | 86 |
| 6HTBF8-SS | 104 | 6WF4-B | 118 | 8HTBF8-SS | 104 | 8V-RKIT | 99 |
| 6HT-BMK | 108 | 6WF4-B-HN | 118 | 8HT-BMK | 108 | 8V-SKIT | 98 |
| 6HTDP | 107 | 6WF6-B | 118 | 8HTDP | 107 | 8V-SSRKIT | 99 |
| 6HTF6 | 104 | 6WF6-B-HN | 118 | 8HTF10 | 104 | 8WBF8-B | 118 |
| 6HTF6-SS | 104 | 6W-RKIT | 120 | 8HTF10-SS | 104 | 8WBF8-B-HN | 118 |
| 6HTF8 | 104 | 6WSBF6 | 122 | 8HTF8 | 104 | 8WDP-B | 120 |
| 6HTF8-SS | 104 | 6WSBF6-BOP | 123 | 8HTF8-SS | 104 | 8WF8 | 118 |
| 6HTOF5 | 104 | 6WSBF6-SS | 122 | 8HTOF10 | 104 | 8WF8-B | 118 |
| 6HTOF6 | 104 | 6WSDP-A | 125 | 8HTOF8 | 104 | 8WF8-B-HN | 118 |
| 6HTOF8 | 104 | 6WSF4 | 122 | 8HT-SKIT | 108 | 8W-RKIT | 120 |
| 6HT-SKIT | 108 | 6WSF4-BOP | 123 | 8KBF8 | 76 | 8WSBF8 | 122 |
| 6KBF6 | 76 | 6WSF6 | 122 | 8KDP | 78 | 8WSBF8-BOP | 123 |
| 6KDP | 78 | 6WSF6-BOP | 123 | 8KF8 | 76 | 8WSBF8-SS | 122 |
| 6KF6 | 76 | 6WSF6-SS | 122 | 8KOF8 | 76 | 8WSDP-A | 125 |
| 6KOF6 | 76 | 6WSF6-SS-BOP | 123 | 8K-SKIT-DQC | 78 | 8WSF8 | 122 |
| 6K-SKIT-DQC | 78 | 6WSOF6 | 122 | 8STBF10 | 110 | 8WSF8-BOP | 123 |
| 6STBF6 | 110 | 6WS-RKIT | 126 | 8STBF10-SS | 110 | 8WSF8-SS | 122 |
| 6STBF6-SS | 110 | 6WS-SKIT | 126 | 8STBF8 | 110 | 8WSF8-SS-BOP | 123 |
| 6ST-BMK | 114 | | | 8STBF8-SS | 110 | 8WSOF8 | 122 |
| 6STDP-A | 113 | 8AGDP | 82 | 8STBF8-V2 | 111 | 8WS-RKIT | 126 |
| 6STF6 | 110 | 8AGF8 | 80 | 8STDP-A | 113 | 8WS-SKIT | 126 |
| 6STF6-SS | 110 | 8AGF8-PV | 80 | 8STDP-A-V2 | 113 | | |
| 6STOF6 | 110 | 8BOP-SKIT | 126 | 8STF10 | 110 | A1F1-B | 56 |
| 6ST-SKIT | 114 | 8CVVBF8 | 131 | 8STF10-SS | 110 | A1M1-B | 57 |
| 6TRBF6 | 101 | 8CVVDP | 133 | 8STF10-V2 | 111 | A1S1-B | 57 |
| 6TRF6 | 101 | 8CVVF8 | 131 | 8STF8 | 110 | A2E2 | 55 |
| 6TR-SKIT | 101 | 8EBF8-B | 135 | 8STF8-SS | 110 | A2E2-B | 55 |
| 6VBF6 | 86 | 8EF8-B | 135 | 8STF8-V2 | 111 | A2F1-B | 56 |
| 6VBF6-B | 86 | 8EF8-S | 135 | 8STOF10 | 110 | A2F2 | 56 |
| 6VBF6-B-E | 93 | 8EM8-B | 137 | 8STOF8 | 110 | A2F2-B | 56 |
| 6VBF6-E | 93 | 8EM8-S | 137 | 8ST-SKIT | 114 | A2M2 | 57 |
| 6VBF6-SS | 86 | 8ES8-B | 138 | 8ST-SKIT-V2 | 114 | A2M2-B | 57 |
| 6VBF6-SS-E | 93 | 8E-SKIT | 139 | 8TRBF8 | 101 | AG2DC | 82 |
| 6V-BRKIT | 99 | 8HBF8 | 62 | 8TRF8 | 101 | AG2F2 | 81 |
| 6VDP-A | 97 | 8HBF8-B | 62 | 8TR-SKIT | 101 | AG2F2-PV | 82 |
| 6VF6 | 86 | 8HBF8-S | 62 | 8VBF8 | 86 | AG3DC | 82 |
| 6VF6-B | 86 | 8HBF8-SS | 62 | 8VBF8-B | 86 | AG3F3 | 81 |
| 6VF6-B-E | 93 | 8H-BRKIT | 70 | 8VBF8-B-E | 93 | AG3F3-PV | 82 |
| 6VF6-E | 93 | 8H-BSKIT | 69 | 8VBF8-E | 93 | AG4BF4 | 81 |
| 6VF6-SS | 86 | 8HDP | 67 | 8VBF8-SS | 86 | AG4BF4-PV | 82 |
| 6VF6-SS-E | 93 | 8HDP-A | 68 | 8VBF8-SS-E | 93 | AG4BF6 | 81 |
| 6VJM6 | 92 | 8HF8 | 62 | 8V-BRKIT | 99 | AG4BF6-PV | 82 |
| 6VM6 | 90 | 8HF8-B | 62 | 8VDP-A | 97 | AG4F4 | 81 |
| 6VM6-B | 90 | 8HF8-S | 62 | 8VF8 | 86 | AG4F4-PV | 82 |
| 6VM6-B-E | 95 | 8HF8-SS | 62 | 8VF8-B | 86 | AG4F6 | 81 |
| 6VM6-E | 95 | 8HOF8 | 62 | 8VF8-B-E | 93 | AG4F6-PV | 82 |
| 6VM6-SS | 90 | 8H-RKIT | 70 | 8VF8-E | 93 | AG4OF4 | 81 |

Alpha Numeric Product Index

| Part # | Page # | Part # | Page # | Part # | Page # | Part # | Page # |
|----------------|--------|---------------|--------|--------|--------|---------------|--------|
| AG4OF4-PV | 82 | CM2F2-B | 143 | CVV8DC | 133 | D4B4 | 20 |
| AG4OF5 | 81 | CM2F3 | 143 | CVV8F8 | 132 | D4BF4 | 14 |
| AG4OF5-PV | 82 | CM2F3-B | 143 | | | D4BM4 | 17 |
| AG6DC | 82 | CM2M1-B | 143 | D2B2 | 20 | D4F3 | 14 |
| AG6F6 | 81 | CM2M1-B-L2.5 | 144 | D2B2-B | 20 | D4F4 | 14 |
| AG6F6-PV | 82 | CM2M1-B-L4 | 144 | D2B3 | 20 | D4F4-B | 14 |
| AG8DC | 82 | CM2M1-B-L5.5 | 144 | D2BF2 | 14 | D4F4-S | 14 |
| AG8F8 | 81 | CM2M2-B | 143 | D2BF3 | 14 | D4F6 | 14 |
| AG8F8-PV | 82 | CM2M2-B-L2.5 | 144 | D2BM2 | 17 | D4F6-B | 14 |
| | | CM2M2-B-L4 | 144 | D2BM3 | 17 | D-4HF4-S-FNS | 66 |
| BR1BF1-B-E-7 | 53 | CM2M2-B-L5.5 | 144 | D2E2 | 20 | D-4HF4-S-FSB | 66 |
| BR1BF2-B-E-7 | 53 | CM2M2-B-L7 | 144 | D2F1 | 14 | D-4HF4-SS-FNS | 66 |
| BR1F1-B-E-7 | 53 | CM2M3-B | 143 | D2F2 | 14 | D-4HF4-SS-FSB | 66 |
| BR1F2-B-E-7 | 53 | CM3F2 | 143 | D2F2-B | 14 | D4M2 | 17 |
| BR1GM1-B-E-7 | 54 | CM3F2-B | 143 | D2F2-S | 14 | D4M3 | 17 |
| BR1GM2-B-E-7 | 54 | CM3F3 | 143 | D2F3 | 14 | D4M4 | 17 |
| BR1M1-B-E-7 | 54 | CM3F3-B | 143 | D2F3-B | 14 | D4M4-B | 17 |
| BR1M2-B-E-7 | 54 | CM3M1-B-L2.5 | 144 | D2F3-S | 14 | D4M4-S | 17 |
| BR1S1.25-B-E-7 | 54 | CM3M1-B-L4 | 144 | D2H2 | 20 | D4M6 | 17 |
| BR1S1.86-B-E-7 | 54 | CM3M1-B-L5.5 | 144 | D2K2 | 20 | D4M6-B | 17 |
| BR1S2.83-B-E-7 | 54 | CM3M1-B-L7 | 144 | D2L2 | 20 | D4S3 | 19 |
| | | CM3M2-B | 143 | D2M1 | 17 | D4S3-B | 19 |
| CJ2BF2-B | 32 | CM3M2-B-L11.5 | 144 | D2M1-B | 17 | D4S4 | 19 |
| CJ2BF2-LG | 32 | CM3M2-B-L2.5 | 144 | D2M1-S | 17 | D4S4-B | 19 |
| CJ2BF3-B | 32 | CM3M2-B-L4 | 144 | D2M2 | 17 | D4S4-S | 19 |
| CJ2BF3-LG | 32 | CM3M2-B-L5.5 | 144 | D2M2-B | 17 | D4S6 | 19 |
| CJ2BM2-B | 33 | CM3M2-B-L7 | 144 | D2M2-S | 17 | D4S6-B | 19 |
| CJ2BM2-LG | 33 | CM3M2-B-L8.5 | 144 | D2M3 | 17 | D6B6 | 20 |
| CJ2BM3-B | 33 | CM3M3-B | 143 | D2M3-B | 17 | D6F4 | 14 |
| CJ2BM3-LG | 33 | CM3M4-B | 143 | D2M3-S | 17 | D6F6 | 14 |
| CJ2F2-B | 32 | CM4F4-B | 143 | D2S2 | 19 | D6F8 | 14 |
| CJ2F2-LG | 32 | CM4F6-B | 143 | D2S2.5 | 19 | D6M4 | 17 |
| CJ2F3-B | 32 | CM4M4-B | 143 | D2S2-B | 19 | D6M6 | 17 |
| CJ2F3-LG | 32 | CM4M6-B | 143 | D2S2-S | 19 | D6M8 | 17 |
| CJ2M2-B | 33 | CVV10BF10 | 132 | D2S3 | 19 | D6S4 | 19 |
| CJ2M2-LG | 33 | CVV10DC | 133 | D2S3-B | 19 | D6S6 | 19 |
| CJ2M3-B | 33 | CVV10F10 | 132 | D2S3-S | 19 | D6S8 | 19 |
| CJ2M3-LG | 33 | CVV2BF2 | 132 | D3B2 | 20 | D-H4F4-S | 67 |
| CJ3BF3 | 32 | CVV2DC | 133 | D3B3 | 20 | D-H4F4-SS | 67 |
| CJ3BF3-B | 32 | CVV2F2 | 132 | D3B4 | 20 | D-H4F4-SV-8 | 67 |
| CJ3BF4 | 32 | CVV2FM1415 | 132 | D3BF3 | 14 | | |
| CJ3BF4-B | 32 | CVV3BF3 | 132 | D3BM3 | 17 | E10F10 | 136 |
| CJ3BM3 | 33 | CVV3DC | 133 | D3F2 | 14 | E10F10-B | 136 |
| CJ3BM3-B | 33 | CVV3F3 | 132 | D3F3 | 14 | E10F10-S | 136 |
| CJ3BM4 | 33 | CVV3FM1615 | 132 | D3F3-B | 14 | E10M10 | 138 |
| CJ3BM4-B | 33 | CVV4BF4 | 132 | D3F3-S | 14 | E10M10-B | 138 |
| CJ3F3 | 32 | CVV4DC | 133 | D3F4 | 14 | E12F12 | 136 |
| CJ3F3-B | 32 | CVV4F4 | 132 | D3M2 | 17 | E12F12-B | 136 |
| CJ3F4 | 32 | CVV4FM1815 | 132 | D3M3 | 17 | E12F12-S | 136 |
| CJ3F4-B | 32 | CVV4FM2215 | 132 | D3M3-B | 17 | E12M12 | 138 |
| CJ3M3 | 33 | CVV4OF4 | 132 | D3M3-S | 17 | E12M12-B | 138 |
| CJ3M3-B | 33 | CVV4OF5 | 132 | D3M4 | 17 | E16F16 | 136 |
| CJ3M4 | 33 | CVV6BF6 | 132 | D3S2 | 19 | E16F16-B | 136 |
| CJ3M4-B | 33 | CVV6DC | 133 | D3S3 | 19 | E16F16-S | 136 |
| CM2F1 | 143 | CVV6F6 | 132 | D3S3-B | 19 | E16M16 | 138 |
| CM2F1-B | 143 | CVV6FM2215 | 132 | D3S3-S | 19 | E16M16-B | 138 |
| CM2F2 | 143 | CVV8BF8 | 132 | D3S4 | 19 | E1F1 | 136 |

Alpha Numeric Product Index

| Part # | Page # | Part # | Page # | Part # | Page # | Part # | Page # |
|------------|--------|------------|--------|----------|--------|-------------|--------|
| E1F1-B | 136 | F-12H-SKIT | 69 | H20F20 | 65 | H8F8-S | 63 |
| E1F1-S | 136 | F-12V-SKIT | 98 | H20F24 | 65 | H8F8-SS | 63 |
| E1M1 | 138 | F-16E-SKIT | 139 | H2BF2 | 63 | H8OF8 | 63 |
| E1M1-B | 138 | F-16V-SKIT | 98 | H2BF2-B | 63 | HS2BF2 | 73 |
| E1M1-S | 138 | F-1H-BSKIT | 69 | H2BF2-S | 63 | HS2BF2-B | 73 |
| E2BF2-B | 136 | F-1H-SKIT | 69 | H2BF2-SS | 63 | HS2BF2-S | 73 |
| E2F2 | 136 | F-2E-SKIT | 139 | H2DC | 67 | HS2F2 | 73 |
| E2F2-B | 136 | F-2H-BSKIT | 69 | H2DC-A | 68 | HS2F2-B | 73 |
| E2F2-S | 136 | F-2H-SKIT | 69 | H2F2 | 63 | HS2F2-S | 73 |
| E2M2 | 138 | F-2V-SKIT | 98 | H2F2-B | 63 | HS3BF3 | 73 |
| E2M2-B | 138 | F-3E-SKIT | 139 | H2F2-S | 63 | HS3BF3-B | 73 |
| E2M2-S | 138 | F-3H-BSKIT | 69 | H2F2-SS | 63 | HS3BF3-S | 73 |
| E2S2 | 139 | F-3H-SKIT | 69 | H2M3 | 65 | HS3F3 | 73 |
| E2S2-B | 139 | F-3V-SKIT | 98 | H2OF3 | 63 | HS3F3-B | 73 |
| E3BF3-B | 136 | F-4EA-SKIT | 141 | H3BF3 | 63 | HS3F3-S | 73 |
| E3F3 | 136 | F-4E-SKIT | 139 | H3BF3-B | 63 | HS4BF4 | 73 |
| E3F3-B | 136 | F-4H-BSKIT | 69 | H3BF3-S | 63 | HS4BF4-B | 73 |
| E3F3-S | 136 | F-4H-SKIT | 69 | H3BF3-SS | 63 | HS4BF4-S | 73 |
| E3M3 | 138 | F-4N-SKIT | 47 | H3DC | 67 | HS4F4 | 73 |
| E3M3-B | 138 | F-4P-SKIT | 50 | H3DC-A | 68 | HS4F4-B | 73 |
| E3M3-S | 138 | F-4V-SKIT | 98 | H3F3 | 63 | HS4F4-S | 73 |
| E3S3 | 139 | F-6E-SKIT | 139 | H3F3-B | 63 | HS6BF6 | 73 |
| E3S3-B | 139 | F-6H-BSKIT | 69 | H3F3-S | 63 | HS6BF6-B | 73 |
| E4BF4-B | 136 | F-6H-SKIT | 69 | H3F3-SS | 63 | HS6BF6-S | 73 |
| E4F4 | 136 | F-6V-SKIT | 98 | H3OF4 | 63 | HS6F6 | 73 |
| E4F4-B | 136 | F-8E-SKIT | 139 | H4BF4 | 63 | HS6F6-B | 73 |
| E4F4-S | 136 | F-8H-BSKIT | 69 | H4BF4-B | 63 | HS6F6-S | 73 |
| E4M4 | 138 | F-8H-SKIT | 69 | H4BF4-S | 63 | HS8BF8 | 73 |
| E4M4-B | 138 | F-8V-SKIT | 98 | H4BF4-SS | 63 | HS8BF8-B | 73 |
| E4M4-S | 138 | | | H4DC | 67 | HS8BF8-S | 73 |
| E4S4 | 139 | H10BF10 | 65 | H4DC-A | 68 | HS8F8 | 73 |
| E4S4-B | 139 | H10F10 | 65 | H4F4 | 63 | HS8F8-B | 73 |
| E6BF6-B | 136 | H10F10-B | 65 | H4F4-B | 63 | HS8F8-S | 73 |
| E6F6 | 136 | H10F10-S | 65 | H4F4-HV | 66 | HT2BF2 | 105 |
| E6F6-B | 136 | H12BF12 | 65 | H4F4-S | 63 | HT2F2 | 105 |
| E6F6-S | 136 | H12BF12-B | 65 | H4F4-SS | 63 | HT2-SKIT-V2 | 108 |
| E6M6 | 138 | H12BF12-S | 65 | H4M6-S | 65 | HT3BF3 | 105 |
| E6M6-B | 138 | H12BF12-SS | 65 | H4OF5 | 63 | HT3BF3-SS | 105 |
| E6M6-S | 138 | H12DC-A | 68 | H6BF6 | 63 | HT3BF4 | 105 |
| E6S6 | 139 | H12F10 | 65 | H6BF6-B | 63 | HT3BF4-SS | 105 |
| E6S6-B | 139 | H12F10-B | 65 | H6BF6-S | 63 | HT3DC | 107 |
| E8BF8-B | 136 | H12F10-S | 65 | H6BF6-SS | 63 | HT3F3 | 105 |
| E8F8 | 136 | H12F12 | 65 | H6DC | 67 | HT3F3-SS | 105 |
| E8F8-B | 136 | H12F12-B | 65 | H6DC-A | 68 | HT3F4 | 105 |
| E8F8-S | 136 | H12F12-S | 65 | H6F6 | 63 | HT3F4-SS | 105 |
| E8M8 | 138 | H12F12-SS | 65 | H6F6-B | 63 | HT3M3 | 106 |
| E8M8-B | 138 | H12OF10 | 65 | H6F6-S | 63 | HT3M4 | 106 |
| E8M8-S | 138 | H12OF12 | 65 | H6F6-SS | 63 | HT3OF3 | 105 |
| E8S8 | 139 | H1DC | 67 | H6OF6 | 63 | HT3OF4 | 105 |
| E8S8-B | 139 | H1F1 | 63 | H8BF8 | 63 | HT3OM4 | 106 |
| EA4F3 | 141 | H1F1-B | 63 | H8BF8-B | 63 | HT3-SKIT-V2 | 108 |
| EA4F4 | 141 | H1F1-S | 63 | H8BF8-S | 63 | HT4BF4 | 105 |
| | | H1F1-SS | 63 | H8BF8-SS | 63 | HT4BF4-SS | 105 |
| F-10E-SKIT | 139 | H1OF2 | 63 | H8DC | 67 | HT4BF6 | 105 |
| F-10-SKIT | 69 | H20DC-A | 68 | H8DC-A | 68 | HT4BF6-SS | 105 |
| F-10V-SKIT | 98 | H20F16 | 65 | H8F8 | 63 | HT4DC | 107 |
| F-12E-SKIT | 139 | H20F16-B | 65 | H8F8-B | 63 | HT4F4 | 105 |

Alpha Numeric Product Index

| Part # | Page # | Part # | Page # | Part # | Page # | Part # | Page # |
|-------------|--------|---------|--------|-----------|--------|------------|--------|
| HT4F4-SS | 105 | J3B3 | 26 | M2F2-B | 28 | N4M8-B | 45 |
| HT4F6 | 105 | J3F2 | 23 | M2F3 | 28 | N4S3 | 46 |
| HT4F6-SS | 105 | J3F3 | 23 | M2M1 | 29 | N4S3-B | 46 |
| HT4JB5 | 107 | J3F4 | 23 | M2M2 | 29 | N4S4 | 46 |
| HT4JB6 | 107 | J3M2 | 24 | M2M2-B | 29 | N4S4-B | 46 |
| HT4M4 | 106 | J3M3 | 24 | M2M3 | 29 | N4S4-B-LS | 47 |
| HT4OF4 | 105 | J3M4 | 24 | M2S2 | 30 | N4S4-LS | 47 |
| HT4OF5 | 105 | J3S2 | 25 | M2S3 | 30 | N4S6 | 46 |
| HT4OF6 | 105 | J3S3 | 25 | M3F3 | 28 | N4S6-B | 46 |
| HT4RB5 | 107 | J3S4 | 25 | M3M3 | 29 | N4S6-B-LS | 47 |
| HT4-SKIT-V2 | 108 | J4B4 | 26 | M3S3 | 30 | N4S6-LS | 47 |
| HT5BF6 | 105 | J4F3 | 23 | | | N4S6-S | 46 |
| HT5BF6-SS | 105 | J4F4 | 23 | N3BM4 | 45 | N4S6-S-LS | 47 |
| HT5DC | 107 | J4F6 | 23 | N3CS4 | 46 | N4S8 | 46 |
| HT5F6 | 105 | J4M3 | 24 | N3M4 | 45 | N4S8-B | 46 |
| HT5F6-SS | 105 | J4M4 | 24 | N4BF3 | 43 | N4S8-S | 46 |
| HT5OF5 | 105 | J4M6 | 24 | N4BF4 | 43 | NK2BF2 | 51 |
| HT5OF6 | 105 | J4S3 | 25 | N4BF4-B | 43 | NK2BM2 | 52 |
| HT5-SKIT-V2 | 108 | J4S4 | 25 | N4BF6 | 43 | NK2F2 | 51 |
| HT6BF6 | 105 | J4S6 | 25 | N4BF6-B | 43 | NK2M2 | 52 |
| HT6BF6-SS | 105 | | | N4BF8 | 43 | NK2S2 | 52 |
| HT6BF8 | 105 | K10BF10 | 77 | N4BF8-B | 43 | | |
| HT6BF8-SS | 105 | K10F10 | 77 | N4BM3 | 45 | P-10E-SKIT | 139 |
| HT6DC | 107 | K12BF12 | 77 | N4BM4 | 45 | P-10-SKIT | 69 |
| HT6F6 | 105 | K12F12 | 77 | N4BM4-B | 45 | P-10V-SKIT | 98 |
| HT6F6-SS | 105 | K16BF16 | 77 | N4BM4-LS | 45 | P-12E-SKIT | 139 |
| HT6F8 | 105 | K16F16 | 77 | N4BM6 | 45 | P-12H-SKIT | 69 |
| HT6F8-SS | 105 | K2BF2 | 77 | N4BM6-B | 45 | P-12V-SKIT | 98 |
| HT6OF5 | 105 | K2DC | 78 | N4BM6-LS | 45 | P-16E-SKIT | 139 |
| HT6OF6 | 105 | K2F1 | 77 | N4BM8 | 45 | P-16V-SKIT | 98 |
| HT6OF8 | 105 | K2F2 | 77 | N4BM8-B | 45 | P-1H-BSKIT | 69 |
| HT6-SKIT-V2 | 108 | K2OF2 | 77 | N4DC | 47 | P-1H-SKIT | 69 |
| HT8BF10 | 105 | K3BF3 | 77 | N4DC-B | 47 | P-2E-SKIT | 139 |
| HT8BF10-SS | 105 | K3DC | 78 | N4F3 | 43 | P-2H-BSKIT | 69 |
| HT8BF8 | 105 | K3F3 | 77 | N4F3-B | 43 | P-2H-SKIT | 69 |
| HT8BF8-SS | 105 | K3OF3 | 77 | N4F4 | 43 | P-2V-SKIT | 98 |
| HT8DC | 107 | K4BF4 | 77 | N4F4-B | 43 | P-3E-SKIT | 139 |
| HT8F10 | 105 | K4BF6 | 77 | N4F4-B-LS | 43 | P-3H-BSKIT | 69 |
| HT8F10-SS | 105 | K4DC | 78, 82 | N4F6 | 43 | P-3H-SKIT | 69 |
| HT8F8 | 105 | K4F4 | 77 | N4F6-B | 43 | P-3V-SKIT | 98 |
| HT8F8-SS | 105 | K4F6 | 77 | N4F6-B-LS | 43 | P-4EA-SKIT | 141 |
| HT8OF10 | 105 | K4OF4 | 77 | N4F6-S | 43 | P-4E-SKIT | 139 |
| HT8OF8 | 105 | K4OF5 | 77 | N4F8 | 43 | P4F3 | 49 |
| HT8-SKIT-V2 | 108 | K6BF6 | 77 | N4F8-B | 43 | P4F4 | 49 |
| | | K6DC | 78 | N4M3 | 45 | P4F4-B | 49 |
| J2B2 | 26 | K6F6 | 77 | N4M3-B | 45 | P4F6 | 49 |
| J2B3 | 26 | K6OF6 | 77 | N4M4 | 45 | P4F6-9 | 49 |
| J2F1 | 23 | K8BF8 | 77 | N4M4-B | 45 | P4F6-B | 49 |
| J2F2 | 23 | K8DC | 78 | N4M4-B-LS | 45 | P4F6-S | 49 |
| J2F2-B | 23 | K8F8 | 77 | N4M4-LS | 45 | P4F8 | 49 |
| J2F3 | 23 | K8OF8 | 77 | N4M6 | 45 | P4F8-B | 49 |
| J2M1 | 24 | | | N4M6-B | 45 | P-4H-BSKIT | 69 |
| J2M2 | 24 | L2F2 | 37 | N4M6-B-LS | 45 | P-4H-SKIT | 69 |
| J2M2-B | 24 | L2M2 | 38 | N4M6-LS | 45 | P4M3 | 50 |
| J2M3 | 24 | | | N4M6-S | 45 | P4M4 | 50 |
| J2S2 | 25 | M2B2 | 30 | N4M6-S-LS | 45 | P4M4-B | 50 |
| J2S3 | 25 | M2F2 | 28 | N4M8 | 45 | P4M6 | 50 |

Alpha Numeric Product Index

| Part # | Page # | Part # | Page # | Part # | Page # | Part # | Page # |
|------------|--------|------------|--------|--------------|--------|-------------|--------|
| P4M6-9 | 50 | SHD2S2 | 36 | ST8F8 | 112 | V12M12-SS-E | 96 |
| P4M6-B | 50 | SHD2S3 | 36 | ST8F8-SS | 112 | V12OF12 | 89 |
| P4M6-S | 50 | SHD4F3 | 35 | ST8F8-V2 | 113 | V16BF16 | 89 |
| P4M8 | 50 | SHD4M3 | 35 | ST8OF10 | 112 | V16BF16-B | 89 |
| P4M8-B | 50 | SHD4M4 | 35 | ST8OF8 | 112 | V16BF16-SS | 89 |
| P-4V-SKIT | 98 | SHD4S3 | 36 | ST8-SKIT | 114 | V16DC-A | 97 |
| P-6E-SKIT | 139 | SHD4S4 | 36 | | | V16F16 | 89 |
| P-6H-BSKIT | 69 | ST16BF12 | 113 | T2DC | 129 | V16F16-B | 89 |
| P-6H-SKIT | 69 | ST16BF16 | 113 | T2F2 | 128 | V16F16-B-E | 94 |
| P-6V-SKIT | 98 | ST16DC-A | 113 | T3DC | 129 | V16F16-E | 94 |
| P-8E-SKIT | 139 | ST16F12 | 113 | T3F3 | 128 | V16F16-SS | 89 |
| P-8H-BSKIT | 69 | ST16F16 | 113 | T3F3-PV | 129 | V16F16-SS-E | 94 |
| P-8H-SKIT | 69 | ST16F16-SS | 113 | T3F3-SS | 128 | V16M16 | 91 |
| P-8V-SKIT | 98 | ST16OF12 | 113 | T3F3-SS-PV | 129 | V16M16-B | 91 |
| PD1F1 | 115 | ST16OF16 | 113 | TR3BF3 | 101 | V16M16-E | 96 |
| PD1F2 | 115 | ST16-SKIT | 114 | TR3F3 | 101 | V16M16-SS | 91 |
| PD1M1 | 116 | ST2BF2 | 112 | TR4BF4 | 101 | V16M16-SS-E | 96 |
| PD1M2 | 116 | ST2BF2-SS | 112 | TR4F4 | 101 | V2BF2 | 87 |
| PD1OM2 | 116 | ST2DC-A | 113 | TR6BF6 | 101 | V2BF2-B | 87 |
| PD1OM3 | 116 | ST2F2 | 112 | TR6F6 | 101 | V2BF2-B-E | 94 |
| | | ST2F2-SS | 112 | TR8BF8 | 101 | V2BF2-E | 94 |
| SCVH10 | 59 | ST2-SKIT | 114 | TR8F8 | 101 | V2BF2-SS | 87 |
| SCVH12 | 59 | ST3BF3 | 112 | | | V2BF2-SS-E | 94 |
| SCVH16 | 59 | ST3BF3-SS | 112 | V10BF10 | 89 | V2-BRKIT | 99 |
| SCVH24 | 59 | ST3BF4 | 112 | V10BF10-B | 89 | V2DC-A | 97 |
| SCVH6 | 59 | ST3BF4-SS | 112 | V10BF10-B-E | 94 | V2F1 | 87 |
| SCVH8 | 59 | ST3DC-A | 113 | V10BF10-E | 94 | V2F2 | 87 |
| SCVJ6 | 59 | ST3F2 | 112 | V10BF10-SS | 89 | V2F2-B | 87 |
| SCVL10 | 59 | ST3F3 | 112 | V10BF10-SS-E | 94 | V2F2-B-E | 94 |
| SCVL12 | 59 | ST3F3-SS | 112 | V10DC-A | 97 | V2F2-E | 94 |
| SCVL16 | 59 | ST3F4 | 112 | V10F10 | 89 | V2F2-SS | 87 |
| SCVL2 | 59 | ST3F4-SS | 112 | V10F10-B | 89 | V2F2-SS-E | 94 |
| SCVL24 | 59 | ST3-SKIT | 114 | V10F10-B-E | 94 | V2JM2 | 92 |
| SCVL3 | 59 | ST4BF4 | 112 | V10F10-E | 94 | V2M1 | 91 |
| SCVL6 | 59 | ST4BF4-SS | 112 | V10F10-SS | 89 | V2M2 | 91 |
| SCVL8 | 59 | ST4DC-A | 113 | V10F10-SS-E | 94 | V2M2-B | 91 |
| SCVM10 | 59 | ST4F4 | 112 | V10JM10 | 92 | V2M2-B-E | 96 |
| SCVM12 | 59 | ST4F4-SS | 112 | V10M10 | 91 | V2M2-E | 96 |
| SCVM16 | 59 | ST4OF4 | 112 | V10M10-B | 91 | V2M2-SS | 91 |
| SCVM3 | 59 | ST4-SKIT | 114 | V10M10-E | 96 | V2M2-SS-E | 96 |
| SCVM4 | 59 | ST6BF6 | 112 | V10M10-SS | 91 | V2OF2 | 87 |
| SCVM6 | 59 | ST6BF6-SS | 112 | V10M10-SS-E | 96 | V2-RKIT | 99 |
| SCVM8 | 59 | ST6DC-A | 113 | V10OF10 | 89 | V2-SSRKIT | 99 |
| SCVR6 | 59 | ST6F6 | 112 | V12BF12 | 89 | V3BF3 | 87 |
| SCVS10 | 59 | ST6F6-SS | 112 | V12BF12-B | 89 | V3BF3-B | 87 |
| SCVS12 | 59 | ST6OF6 | 112 | V12BF12-SS | 89 | V3BF3-B-E | 94 |
| SCVS16 | 59 | ST6-SKIT | 114 | V12DC-A | 97 | V3BF3-E | 94 |
| SCVS24 | 59 | ST8BF10 | 112 | V12F12 | 89 | V3BF3-SS | 87 |
| SCVS3 | 59 | ST8BF10-SS | 112 | V12F12-B | 89 | V3BF3-SS-E | 94 |
| SCVS4 | 59 | ST8BF8 | 112 | V12F12-B-E | 94 | V3-BRKIT | 99 |
| SCVS6 | 59 | ST8BF8-SS | 112 | V12F12-E | 94 | V3DC-A | 97 |
| SCVS8 | 59 | ST8BF8-V2 | 113 | V12F12-SS | 89 | V3F3 | 87 |
| SCVX12 | 59 | ST8DC-A | 113 | V12F12-SS-E | 94 | V3F3-B | 87 |
| SHD2F1 | 35 | ST8DC-A-V2 | 113 | V12M12 | 91 | V3F3-B-E | 94 |
| SHD2F2 | 35 | ST8F10 | 112 | V12M12-B | 91 | V3F3-E | 94 |
| SHD2M1 | 35 | ST8F10-SS | 112 | V12M12-E | 96 | V3F3-SS | 87 |
| SHD2M2 | 35 | ST8F10-V2 | 113 | V12M12-SS | 91 | V3F3-SS-E | 94 |

Alpha Numeric Product Index

| Part # | Page # | Part # | Page # | Part # | Page # | Part # | Page # |
|------------|--------|--------------|--------|--------------|--------|--------|--------|
| V3F4 | 87 | V6OF6 | 87 | WS10F10-SS | 124 | | |
| V3JM3 | 92 | V6-RKIT | 99 | WS10OF10 | 124 | | |
| V3M3 | 91 | V6-SSRKIT | 99 | WS12BF12 | 124 | | |
| V3M3-B | 91 | V8BF8 | 87 | WS12BF12-BOP | 124 | | |
| V3M3-B-E | 96 | V8BF8-B | 87 | WS12BF12-SS | 124 | | |
| V3M3-E | 96 | V8BF8-B-E | 94 | WS12DC-A | 125 | | |
| V3M3-SS | 91 | V8BF8-E | 94 | WS12F12 | 124 | | |
| V3M3-SS-E | 96 | V8BF8-SS | 87 | WS12F12-BOP | 124 | | |
| V3OF3 | 87 | V8BF8-SS-E | 94 | WS12F12-SS | 124 | | |
| V3-RKIT | 99 | V8-BRKIT | 99 | WS12OF12 | 124 | | |
| V3-SSRKIT | 99 | V8DC-A | 97 | WS16BF16 | 124 | | |
| V4BF4 | 87 | V8F8 | 87 | WS16BF16-BOP | 124 | | |
| V4BF4-B | 87 | V8F8-B | 87 | WS16BF16-SS | 124 | | |
| V4BF4-B-E | 94 | V8F8-B-E | 94 | WS16DC-A | 125 | | |
| V4BF4-E | 94 | V8F8-E | 94 | WS16F16 | 124 | | |
| V4BF4-SS | 87 | V8F8-SS | 87 | WS16F16-BOP | 124 | | |
| V4BF4-SS-E | 94 | V8F8-SS-E | 94 | WS16F16-SS | 124 | | |
| V4-BRKIT | 99 | V8JM8 | 92 | WS16OF16 | 124 | | |
| V4DC-A | 97 | V8M8 | 91 | WS6BF6 | 124 | | |
| V4F4 | 87 | V8M8-B | 91 | WS6BF6-BOP | 124 | | |
| V4F4-B | 87 | V8M8-B-E | 96 | WS6BF6-SS | 124 | | |
| V4F4-B-E | 94 | V8M8-E | 96 | WS6DC-A | 125 | | |
| V4F4-E | 94 | V8M8-SS | 91 | WS6F4 | 124 | | |
| V4F4-SS | 87 | V8M8-SS-E | 96 | WS6F4-BOP | 124 | | |
| V4F4-SS-E | 94 | V8OF8 | 87 | WS6F6 | 124 | | |
| V4F6 | 87 | V8-RKIT | 99 | WS6F6-BOP | 124 | | |
| V4JM4 | 92 | V8-SSRKIT | 99 | WS6F6-SS | 124 | | |
| V4M4 | 91 | | | WS6F6-SS-BOP | 124 | | |
| V4M4-B | 91 | W10BF10-B | 119 | WS6OF6 | 124 | | |
| V4M4-B-E | 96 | W10-BMF | 119 | WS8BF8 | 124 | | |
| V4M4-E | 96 | W10DC-B | 120 | WS8BF8-BOP | 124 | | |
| V4M4-SS | 91 | W10F10-B | 119 | WS8BF8-SS | 124 | | |
| V4M4-SS-E | 96 | W10-RKIT | 120 | WS8DC-A | 125 | | |
| V4OF4 | 87 | W12BF12-B | 119 | WS8F8 | 124 | | |
| V4-RKIT | 99 | W12-BMF | 119 | WS8F8-BOP | 124 | | |
| V4-SSRKIT | 99 | W12DC-B | 120 | WS8F8-SS | 124 | | |
| V6BF6 | 87 | W12F12-B | 119 | WS8F8-SS-BOP | 124 | | |
| V6BF6-B | 87 | W12-RKIT | 120 | WS8OF8 | 124 | | |
| V6BF6-B-E | 94 | W6BF4-B | 119 | | | | |
| V6BF6-E | 94 | W6BF6-B | 119 | | | | |
| V6BF6-SS | 87 | W6-BMF | 119 | | | | |
| V6BF6-SS-E | 94 | W6DC-B | 120 | | | | |
| V6-BRKIT | 99 | W6F4-B | 119 | | | | |
| V6DC-A | 97 | W6F6-B | 119 | | | | |
| V6F6 | 87 | W6-RKIT | 120 | | | | |
| V6F6-B | 87 | W8BF8-B | 119 | | | | |
| V6F6-B-E | 94 | W8-BMF | 119 | | | | |
| V6F6-E | 94 | W8DC-B | 120 | | | | |
| V6F6-SS | 87 | W8F8 | 119 | | | | |
| V6F6-SS-E | 94 | W8F8-B | 119 | | | | |
| V6JM6 | 92 | W8-RKIT | 120 | | | | |
| V6M6 | 91 | WS10BF10 | 124 | | | | |
| V6M6-B | 91 | WS10BF10-BOP | 124 | | | | |
| V6M6-B-E | 96 | WS10BF10-SS | 124 | | | | |
| V6M6-E | 96 | WS10DC-A | 125 | | | | |
| V6M6-SS | 91 | WS10F10 | 124 | | | | |
| V6M6-SS-E | 96 | WS10F10-BOP | 124 | | | | |

Part Number Structure

F - 4 H F 4 - B - E - LS - 7

Body Size

| | |
|------|--------|
| 1 | 1/8" |
| 1.25 | 4mm |
| 1.5 | 3/16" |
| 1.88 | 6mm |
| 2 | 1/4" |
| 2.5 | 5/16" |
| 2.83 | 9mm |
| 3 | 3/8" |
| 4 | 1/2" |
| 5 | 5/8" |
| 6 | 3/4" |
| 8 | 1" |
| 10 | 1-1/4" |
| 12 | 1-1/2" |
| 16 | 2" |
| 20 | 2-1/2" |
| 24 | 3" |

End Size

| | |
|------|--------|
| 1 | 1/8" |
| 1.25 | 4mm |
| 1.5 | 3/16" |
| 1.88 | 6mm |
| 2 | 1/4" |
| 2.5 | 5/16" |
| 2.83 | 9mm |
| 3 | 3/8" |
| 4 | 1/2" |
| 5 | 5/8" |
| 6 | 3/4" |
| 8 | 1" |
| 10 | 1-1/4" |
| 12 | 1-1/2" |
| 16 | 2" |
| 20 | 2-1/2" |
| 24 | 3" |

Materials

| | |
|----|-----------------------|
| A | Aluminum |
| B | Brass |
| NB | Naval Brass |
| SB | Stress Relieved Brass |
| S | 303 Stainless Steel |
| SS | 316 Stainless Steel |
| SN | Nitronic Stainless |
| P | Plastic |

Standard material is steel.
No designation is necessary for standard steel configurations.

Valve Options

| | |
|-----|---------------------|
| E | Unvalved (no valve) |
| V | Valved |
| BV | Brass Valve |
| SV | 303 SS Valve |
| SSV | 316 SS Valve |
| PV | Poppet Valve |
| VA | Valve Actuator |
| HV | Heavy Duty Valving |
| TV | Tube Valve |
| BTV | Brass Tube Valve |
| RV | Prong Valve |

Seals

| | |
|----|---------------------------|
| F | Viton™ |
| P | EPDM |
| E | Neoprene |
| S | Silicone |
| U | Urethane |
| H | Aflas™ |
| K4 | Kalrez™ 4079 |
| K6 | Kalrez™ 6375 |
| K7 | Kalrez™ 7075 |
| M | Military Low Temp Nitrile |
| JF | Hydrocarbon Fuel Nitrile |
| T | PTFE |
| TS | PTFE / Silicone |
| D | FDA Viton™ |
| FS | Fluorosilicone |
| PS | EPDM (steam) |
| M1 | Nitrile (FDA) |
| C | Celazole Back-up |
| CZ | Chemrez |

Standard seal is Nitrile. No designation is necessary for standard Nitrile seal configurations.

Product Series

| | |
|-----|---|
| A | Perfecting Astronautics High Pressure Pneumatic |
| AG | Agricultural Interchange Hydraulic |
| BR | Rectus 21 Interchange |
| CJ | European High Flow Interchange |
| CM | Mold Coolant Interchange |
| CVV | European Screw Together |
| DF | Industrial Interchange Pneumatic |
| E | Straight-Through Pressure Wash Interchange |
| EA | Straight-Through Water-Blast Interchange |
| H | ISO-B Industrial Interchange |
| HS | ISO-B Steam Interchange |
| HT | ISO16028 Flushface Interchange |
| J | Truflate Automotive Interchange |
| K | ISO-A Mobile Interchange |
| L | Lincoln Long-Stem Interchange |
| M | ARO 210/310 Interchange |
| N | Bowes Interchange |
| NK | Japanese Industrial Interchange |
| P | Thor Interchange |
| SCV | Excessive Flow Sensor/Safety Check Valve |
| ST | Snap-Tite 71 Flushface Interchange |
| SHD | Rectus 17/Schrader Interchange |
| T | High Pressure Screw Together |
| TR | TEMA European Interchange |
| U | Universal Pneumatic Combo-Couplers |
| V | Snap-Tite H/IH Hydraulic Interchange |
| W | Wingstyle Interchange |
| WS | High Pressure Wingstyle |

End Connection

| | |
|-----|-----------------------|
| F | Female NPT(F) |
| M | Male NPT(F) |
| BF | Female BSPP |
| BM | Male BSPT |
| GM | Male BSPP |
| OF | Female ORB |
| OM | Male ORB |
| JF | Female 37° JIC |
| JM | Male 37° JIC |
| JB | Male Bulkhead 37° JIC |
| RM | Male ORFS |
| RB | Bulkhead ORFS |
| P | Tube Fitting |
| S | Hose Barb |
| 4S | 45° Hose Barb |
| 9S | 90° Hose Barb |
| CS | Collar Hose Barb |
| B | Push-Loc Barb |
| 4B | 45° Push-Loc Barb |
| 9B | 90° Push-Loc Barb |
| FM | Female Metric |
| MM | Male Metric |
| MBM | Metric Bulkhead |

Sleeve Options

| | |
|-----|------------------------|
| LS | Locking Sleeve |
| BLS | Brass Locking Sleeve |
| ZLS | Steel Locking Sleeve |
| XLS | 303 SS Locking Sleeve |
| YLS | 316 SS Locking Sleeve |
| FS | Flanged Sleeve |
| BFS | Brass Flanged Sleeve |
| FLS | Flanged Locking Sleeve |
| ZFS | Steel Flanged Sleeve |
| FSB | Silicone Fryer Boot |
| BS | Brass Sleeve |
| ZS | Steel Sleeve |
| XS | 303 SS Sleeve |
| YS | 316 SS Sleeve |
| PTC | Push-To-Connect Sleeve |
| TG | Thermal Guard Sleeve |
| PL | Automatic Latch Pin |
| PB | Automatic Ball Latch |
| TG | Thermal Guard Sleeve |
| HN | Hex Nut Sleeve |
| HNS | 303 SS Hex Nut Sleeve |
| TP | Tangle Prevention |
| FNS | Flanged Nylon Sleeve |
| NLS | No Locking Sleeve |

To Designate Couplers

Body size numerical designation precedes coupling series alpha designation. Example: 2HF2 (1/4" ISO-B Coupler)

To Designate Nipples

Coupling series alpha designation precedes body size numerical designation. Example: H2F2 (1/4" ISO-B Nipple)

Viton™ is a trademark of Dupont/Dow Elastomers
Kalrez™ is a trademark of Dupont/Dow Elastomers
PTFE is a trademark of Dupont
Aflas™ is a trademark of Asahi Glass Limited

Other Options

| | |
|-----|----------------------------|
| 4 | Black Oxide Plating |
| 7 | Bright Nickel Plating |
| 8 | Electroless Nickel Plating |
| 9 | PTFE Coating |
| 10 | Standard Nickel Plating |
| 11 | Chrome over Nickel |
| BMF | Flange Mount Bracket |
| C1 | Oxygen Clean |
| HL | Extended Hex |
| L## | Length |
| WF | Wrench Flats |



Many variations of the part numbers contained within this guide can be ordered utilizing the format shown above. However, some variations may require minimum order quantities, longer lead times, and/or price adjustments based upon the uniqueness of construction. Please contact your Dixon Quick Coupling representative for details regarding your particular coupling configuration

Limited Warranty

Dixon Quick Coupling (herein called "Dixon") warrants the products described herein, and manufactured by Dixon to be free from defects in material and workmanship for a period of one (1) year from date of shipment by Dixon under normal use and service. It's sole obligation under this warranty being limited to repairing or replacing, as hereinafter provided, at its option any product found to Dixon's satisfaction to be defective upon examination by it, provided that such product shall be returned for inspection to Dixon's factory within three (3) months after discovery of the defect. The repair or replacement of defective products will be made without charge for parts or labor. This warranty shall not apply to: (a) parts or products not manufactured by Dixon, the warranty of such items being limited to the actual warranty extended to Dixon by its supplier; (b) any product that has been subject to abuse, negligence, accident, or misapplication; (c) any product altered or repaired by others than Dixon; and (d) to normal maintenance services and the replacement of service items (such as washers, gaskets and lubricants) made in connection with such services. To the extent permitted by law, this limited warranty shall extend only to the buyer and any other person reasonably expected to use or consume the goods who is injured in person by any breach of the warranty. No action may be brought against Dixon for an alleged breach of warranty unless such action is instituted within one (1) year from the date the cause of action accrues. This limited warranty shall be construed and enforced to the fullest extent allowable by applicable law.

Other than the obligation of Dixon set forth herein, Dixon disclaims all warranties, express or implied, including but not limited to any implied warranties of merchantability or fitness for a particular purpose, and any other obligation or liability. The foregoing constitutes Dixon's sole obligation with respect to damages, whether direct, incidental or consequential, resulting from the use or performance of the product.

Some Products and Sizes May Be Discontinued When Stock Is Depleted, Or May Require A Minimum Quantity For Ordering

NOTE: Reasonable care has been taken in preparing this Illustrated Price List. Dixon Quick Coupling reserves the right to make corrections and price changes.

NOTE: Because of the health hazards associated with contamination and lead content in drinking water systems, Dixon couplings, unless otherwise specifically approved, are not recommended for potable water service and should not be used in applications where drinking water will contact the wetted surfaces of the coupling.

General Information

Learn how to safely select and install quick disconnect couplings.

| | |
|-----------------------|----|
| Safety & Selection | 2 |
| Thread Identification | 4 |
| Glossary | 5 |
| Installation Guide | 6 |
| Fluid Compatibility | 11 |

Pneumatic Couplings

| | |
|------------|----|
| DF-series | 12 |
| J-series | 22 |
| M-series | 27 |
| CJ-series | 31 |
| SHD-series | 34 |
| L-series | 37 |
| U-series | 39 |
| N-series | 41 |
| P-series | 48 |
| NK-series | 51 |
| BR-series | 53 |
| A-series | 55 |
| SCV-series | 58 |

Hydraulic Couplings

| | |
|------------|-----|
| H-series | 60 |
| HS-series | 71 |
| K-series | 74 |
| AG-series | 79 |
| V-series | 83 |
| TR-series | 100 |
| HT-series | 102 |
| ST-series | 109 |
| PD-series | 115 |
| W-series | 117 |
| WS-series | 121 |
| T-series | 127 |
| CVV-series | 130 |
| E-series | 134 |
| EA-series | 140 |
| CM-series | 142 |

Coupling Search

Dixon Quick Coupling is striving to provide the most complete competitive interchange guide. If you don't see your part, please call 800-839-8980.

| | |
|------------------|-----|
| Index | 150 |
| Number Structure | 160 |

Albany, NY

518-725-0998
178A Corporate Drive
Gloversville, NY 12078
Fax: 518-725-8542

Atlanta, GA

770-486-9619
101 T.D.K. Boulevard
Suite A
Peachtree City, GA 30269
Fax: 770-486-9813

Charlotte, NC

704-376-5755
332-B Atando Avenue
Charlotte, NC 28206
Fax: 704-376-1557

Chestertown, MD

410-778-2002
800 High Street
Chestertown, MD 21620
Fax: 410-778-4702

Chicago, IL

800-323-4440
40 Chestnut Avenue
Westmont, IL 60559
Fax: 630-323-4120

Cleveland, OH

330-425-3000
1900 Enterprise Parkway
Twinsburg, OH 44087
Fax: 330-425-1527

Dixon Quick Coupling

332 Atando Avenue
Charlotte, NC 28206
Sales / Technical Support Phone: 704.334.9175
Sales / Technical Support Fax: 704.334.9002
customer-service@dixonquickcoupling.com
www.dixonquickcoupling.com



The Right Connection™

Dixon is recognized as the premier manufacturer and supplier of hose fittings and accessories spanning a wide range of industrial uses. Dixon's reach includes products for food, dairy processing, beverage and brewery, mobile tankers, mining, construction, chemical processing, petroleum, oilfields, refining, fire protection, agriculture and manufacturing.

Houston, TX

713-678-4291
6525 Homestead Road
Houston, TX 77028
Fax: 713-678-8105

Kansas City, MO

816-221-0064
1244 Saline Street
N. Kansas City, MO 64116
Fax: 816-221-1108

Los Angeles, CA

909-605-6400
8840 Flower Road
Suites 150/160
Rancho Cucamonga, CA 91730
Fax: 909-605-6200

Portland, OR

503-289-0400
2642 North Marine Drive
Portland, OR 97217
Fax: 503-289-0600

Salt Lake City, UT

801-972-1180
McGillis Ind. Pk. Bldg., #4
1972 South 4370 West
Salt Lake City, UT 84104
Fax: 801-972-8063

Tampa, FL

813-247-3500
5120 Adamo Drive
Suite E
Tampa, FL 33619
Fax: 813-247-7910

**Alberta,
Canada**

780-469-5444
Fax: 780-463-9205

**Ontario,
Canada**

705-436-1125
Fax: 705-436-6251

**Quebec,
Canada**

514-422-9292
Fax: 514-422-0166

**Wingfield SA,
Australia**

61-8-8202-6000
Fax: 61-8-8202-6099

**Preston,
England**

44-1-77-232-3529
Fax: 44-1-77-231-4664

**Troisdorf-Spich,
Germany**

49-2241-84406-0
Fax: 49-2241-8440679

**Monterrey,
Mexico**

52-81-8354-5649
Fax: 52-81-8354-8197

Customer Service / Order Entry Phone:

877.963.4966

Customer Service / Order Entry Fax:

800.839.9022